

IKEA SYMFONISK FL Table Lamp



IKEA SYMFONISK FL Table Lamp User Manual

[Home](#) » [Ikea](#) » IKEA SYMFONISK FL Table Lamp User Manual 

Contents

- [1 IKEA SYMFONISK FL Table Lamp](#)
- [2 Product Usage Instructions](#)
- [3 Assembling and turning your speaker on](#)
- [4 Speaker functions](#)
- [5 Care instructions](#)
- [6 FEATURES](#)
- [7 IMPORTANT & WARNING](#)
- [8 Documents / Resources](#)
 - [8.1 References](#)



IKEA SYMFONISK FL Table Lamp



Specifications

- Model Name: SYMFONISK FL
- Type Number: E2136
- Operating Temperatures: LED bulb: E26/E27, Max 15W
- Input: 100-240VAC, 50/60Hz, 1.0A
- Operating Frequency and Radio Output Power

Product Usage Instructions

Assembling and Turning Your Speaker On

1. Plug in your SYMFONISK speaker.
2. Go to the Apple App Store (iOS devices) or Google Play Store (Android devices) and search for Sonos.
3. Install and open the Sonos app.
4. Follow the instructions to set up your SYMFONISK speaker.

Speaker Functions

- Play/Pause: Press once to start or stop the music, twice to skip to the next track, three times to jump back one song. Press and hold to add the music playing in another room.
- Status Light: Indicates the current status of the speaker.

- Volume Up
- Volume Down
- Light On/Off: Turning the light off does not turn off the speaker and audio.

Care Instructions

To clean the speaker, wipe with a soft moistened cloth. Use another soft, dry cloth to wipe dry.

RF Exposure Information

According to RF exposure regulations, under normal operations, the end user shall refrain from being closer than 20 cm from the device.

Disposing of the Product

The crossed-out wheeled bin symbol indicates that the item should be disposed of separately from household waste. Follow local environmental regulations for proper disposal.

Additional Information

For more instructions and support, visit www.ikea.com or www.sonos.com.

FAQ

- How do I set up my SYMFONISK speaker if I already have a Sonos system?

If you already have a Sonos system, open the Sonos app and plug in your SYMFONISK speaker. In the app, select Settings (gear icon) > System > Add Product. Follow the instructions to set up your SYMFONISK speaker.

- How do I clean my SYMFONISK speaker?

To clean the speaker, wipe with a soft moistened cloth. Use another soft, dry cloth to wipe dry.

- How do I adjust the volume on the SYMFONISK speaker?

Use the Volume Up and Volume Down buttons on the speaker to adjust the volume.

Assembling and turning your speaker on

Plug in your SYMFONISK speaker. Go to the Apple App Store (iOS devices) or Google Play Store (Android devices) and search for Sonos.

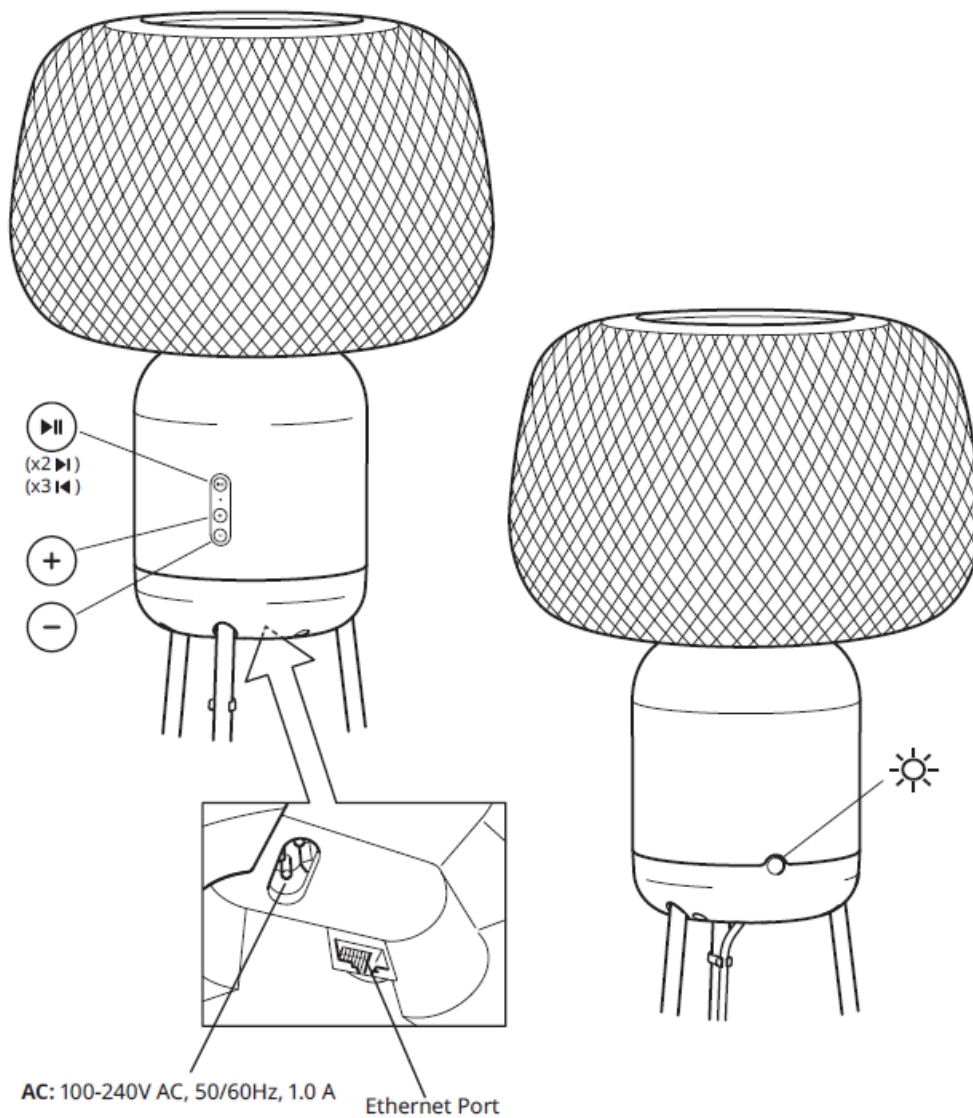






Install and open the Sonos app. Follow the instructions to set up your SYMFONISK speaker

If you already have a Sonos system:

- Open the Sonos app and plug in your SYMFONISK speaker. In the app, select Settings (gear icon) > System > Add Product.
- Follow the instructions to set up your SYMFONISK speaker

Speaker functions



-  Play/Pause. Press once to start or stop the music; twice to skip to the next track; three times to jump back one song. Press and hold to add the music playing in another room.
- Status light. It indicates the current status of the speaker.
-  Volume up.
-  Volume down.
-  Light On/Off Turning the light off does not turn off the speaker and audio.

Additional information:

More instructions, for example on how to get started, can be found at www.ikea.com

- Select country.
- Go to Customer Service> Product Support.

You can also visit www.sonos.com > Support for instructions and support.

Care instructions

To clean the speaker, wipe with a soft moistened cloth. Use another soft, dry cloth to wipe dry.

FEATURES

Model name:	SYMFONISK FL
Type number:	E2136
Operating temperatures:	0°C to 40°C
LED bulb:	E26/E27, Max 15W
Input:	100-240VAC, 50/60Hz, 1.0A
Operating Frequency and Radio output power:	
2402-2480 MHz – 3.45 dBm EIRP	
2412-2472 MHz – 19.96 dBm EIRP	
5150-5350 MHz – 20.16 dBm EIRP	
5500-5700 MHz – 16.81 dBm EIRP	

RF EXPOSURE INFORMATION

According to RF exposure regulations, under normal operations the end user shall refrain from being closer than 20 cm from the device.

The crossed-out wheeled bin symbol indicates that the item should be disposed of separately from household waste. The item should be handed in for recycling by local environmental regulations for waste disposal. By separating a marked item from household waste, you will help reduce the volume of waste sent to incinerators or landfills and minimize any potential negative impact on human health and the environment. For more information, please contact your IKEA store

Deactivating or activating the wireless port:

In the Sonos app, go to Settings > System > select room > select product name > Select Disable/Enable Wi-Fi.

Network Mode	Network Standby* Power Consumption
Wired	<3 W
Wireless**	<3 W
<p>*) Power consumption in “standby” is when audio playback is inactive. SYMFONISK is a device with HiNA function.</p> <p>**) Wireless connectivity is automatically selected to optimize your Sonos / IKEA system. Whether in SonosNet (mesh) or wireless (group coordinator) mode, the power consumption is the same.</p>	

For indoor use only

- EMC compliance is met using a shielded Ethernet/CAT-5 cable.
- Manufacturer: IKEA of Sweden AB
- Address: Box 702, SE-343 81 Älmhult, SWEDEN
- Save these instructions for future use.

IMPORTANT & WARNING

- Too high a volume can damage your hearing.
- The speaker is for indoor use only and can be used in temperatures ranging from 0 °C to 40 °C.
- Do not subject the speaker to wet, moist or excessively dusty environments, as this may cause damage.
- The product contains small parts that may be hazardous to small children.
- The product may present a tipping hazard (e.g. if placed on an uneven surface).
- The product contains a long cord which could present an entanglement hazard.
- Only use the product if it is properly assembled.
- Never use abrasive cleaners or chemical solvents as this can damage the product.
- Different building materials and placement of the units can affect the wireless connectivity range.
- Never install the product in a confined space. Always leave a space around the product for ventilation.
- The product shall not be exposed to excessive heat such as sunshine, heat sources, and fire or similar.
- No open flame sources, such as lit candles, should be placed on the apparatus.
- Do not attempt to repair this product yourself, as opening or removing screwed covers may expose you to the risk of electric shock.
- Do not use an excessively worn or defective power supply cord or cable when operating the product.
- Do not put any objects or fingers into the lamp socket.
- Do not use light sources with a power rating above 15W.

Complies with IMDA Standards DA106634
© Inter IKEA Systems B.V. 2023

Documents / Resources

<div><div>SYMFONISK</div><div></div></div>	<div><div>IKEA SYMFONISK FL Table Lamp [pdf] User Manual</div><div>E2136, SYMFONISK FL Table Lamp, SYMFONISK FL, SYMFONISK FL Lamp, Table Lamp, La mp</div></div>
-----------------------------------------------------------------------------------------------------------------------------	---------------------------------------------------------------------------------------------------------------------------------------------------------------------------------------

References

- [User Manual](#)

[Manuals+](#). [Privacy Policy](#)

This website is an independent publication and is neither affiliated with nor endorsed by any of the trademark owners. The "Bluetooth®" word mark and logos are registered trademarks owned by Bluetooth SIG, Inc. The "Wi-Fi®" word mark and logos are registered trademarks owned by the Wi-Fi Alliance. Any use of these marks on this website does not imply any affiliation with or endorsement.