

IKEA
SODERBODA
Built in Dishwasher



IKEA SODERBODA Built in Dishwasher Instruction Manual

[Home](#) » [Ikea](#) » IKEA SODERBODA Built in Dishwasher Instruction Manual 

Contents

- [1 IKEA SODERBODA Built in Dishwasher](#)
- [2 Product Usage Instructions](#)
- [3 Dimensions](#)
- [4 Safety Information](#)
- [5 Instructions](#)
- [6 Connection](#)
- [7 Use](#)
- [8 FAQ](#)
- [9 Documents / Resources](#)
 - [9.1 References](#)



IKEA SODERBODA Built in Dishwasher



Product Specifications

- **Dimensions:** min. 580mm x 880mm x 885mm
- **Weight:** 100 kg
- **Power Supply:** 220-240V, 50Hz
- **Water Connection:** Standard domestic water supply
- **Use:** Indoor use only

Product Usage Instructions

Safety Information

- Before the installation and use of the appliance, carefully read the supplied instructions. The manufacturer is not responsible for any injuries or damages that are the result of incorrect installation or usage. Always keep the instructions in a safe and accessible location for future reference.

Children and Vulnerable People Safety

- Keep out of reach of children and vulnerable individuals.

General Safety

- Do not reuse old hose sets.
- Do not use the appliance outdoors.
- Do not store items on the open door of the appliance.
- Do not put flammable products near the appliance.
- Avoid contact with hot steam when the appliance is in operation.

Facility

- Only a qualified person should install this appliance.
- Ensure the supply cord is not trapped or damaged during positioning.

Electrical Connection

- Do not use multi-plug adapters or extension cables.
- Do not cut, remove, or bypass the grounding prong.

Water Connection

- Flush water if the appliance has been unused for a long time or after repair work.

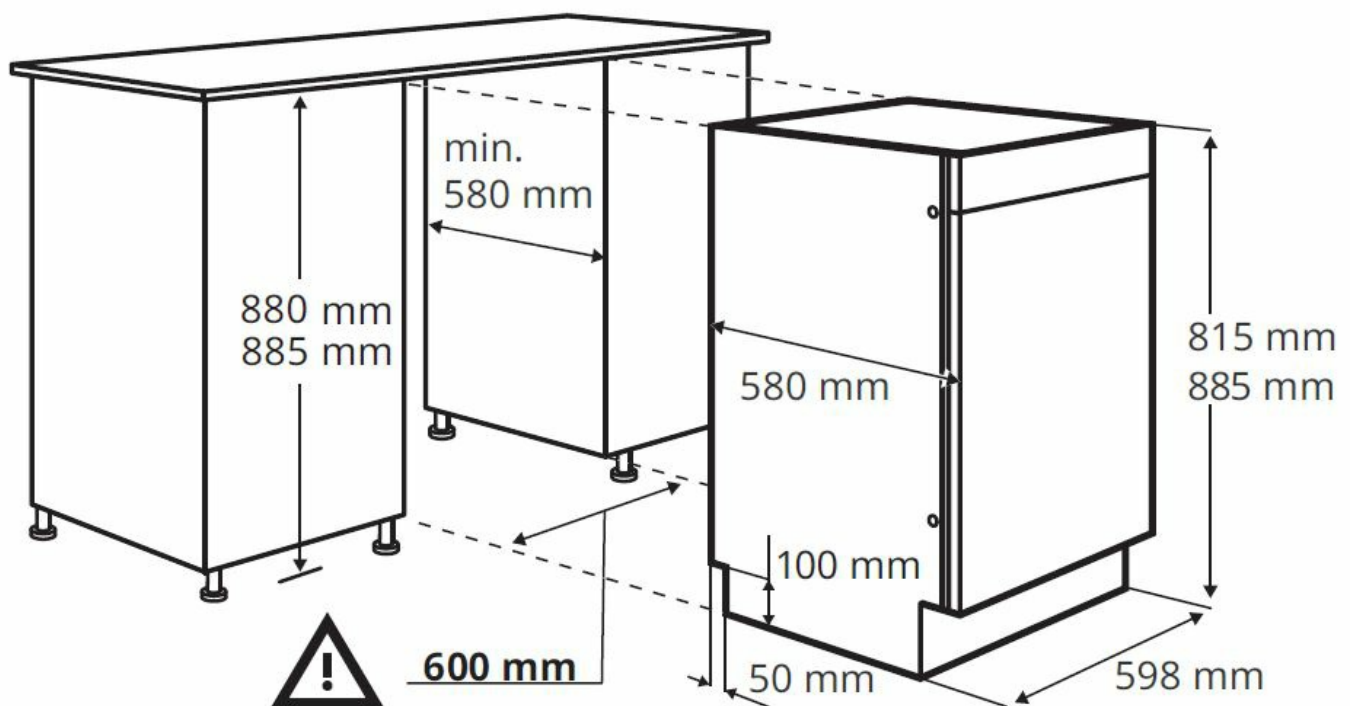
Worn

- Follow all safety instructions provided with dishwasher detergents.
- Disconnect the appliance before any maintenance work.

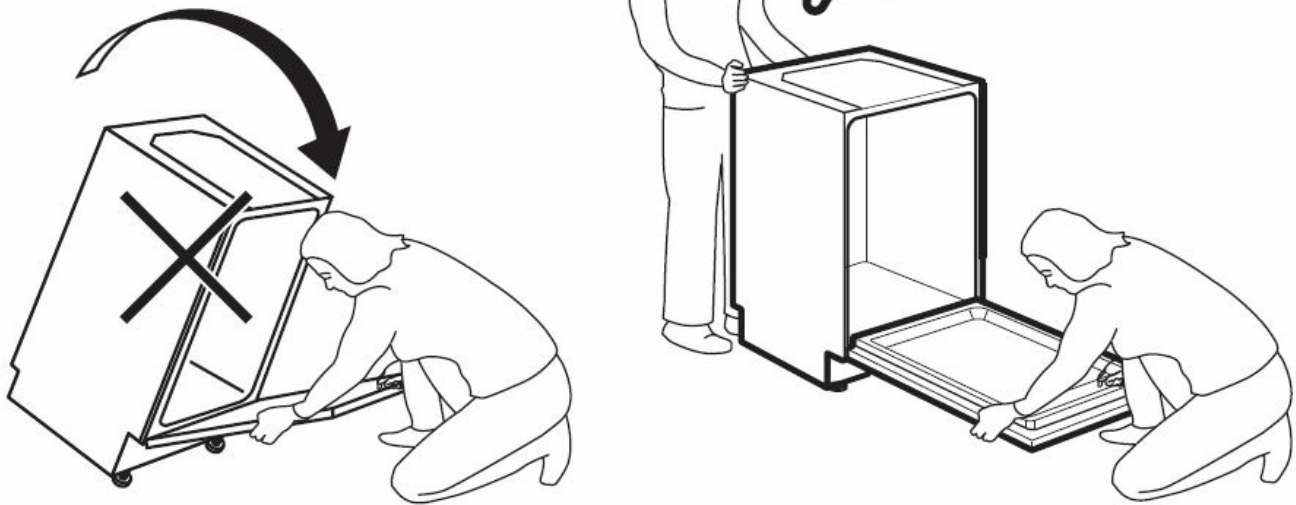
Disposal

- Dispose of packaging materials using relevant recycling containers.
- Recycle household appliances in accordance with local regulations.

Dimensions



Warning



Safety Information

Before the installation and use of the appliance, carefully read the supplied instructions. The manufacturer is not responsible for any injuries or damages that are the result of incorrect installation or usage. Always keep the instructions in a safe and accessible location for future reference.

Children and vulnerable people safety

- This appliance can be used by children aged from 8 years and above and persons with reduced physical, sensory or mental capabilities or lack of experience and knowledge if they have been given supervision or instruction concerning the use of the appliance in a safe way and understand the hazards involved.
- Children between 3 and 8 years of age and persons with very extensive and complex disabilities shall be kept away unless continuously supervised.
- Children of less than 3 years of age should be kept away unless continuously supervised.
- Do not let children play with the appliance.
- Keep detergents away from children.
- Keep children and pets away from the appliance when the door is open.
- Children shall not carry out cleaning and user maintenance of the appliance without supervision.
- Keep all packaging away from children and dispose of it appropriately.

General Safety

- This appliance is intended to be used in household and similar applications such as:
 - Farm houses; staff kitchen areas in shops, offices and other working environments;
 - By clients in hotels, motels, bed and breakfast and other residential type environments.
- Do not change the specification of this appliance.
- The operating water pressure (minimum and maximum) must be between 0.4 (0.04)/10 (1.0) bar (MPa).
- Obey the maximum number of 16 place settings.
- When positioning the appliance, ensure the supply cord is not trapped or damaged.

- If the supply cord is damaged, it must be replaced by the manufacturer, its Authorised Service Centre or similarly qualified persons in order to avoid a hazard.
- Keep ventilation openings, in the appliance enclosure or in the built-in structure, clear of obstruction.
- Put the cutlery in the cutlery basket with the sharp ends pointing down or put them in the cutlery rack in a horizontal position with the sharp edges down.
- Do not leave the appliance with the open door unattended to avoid stepping accidentally onto it.
- Before any maintenance operation, deactivate the appliance and disconnect the mains plug from the socket.
- Do not use high pressure water sprays and/or steam to clean the appliance.
- If the appliance has ventilation openings in the base, they must not be covered e.g. by a carpet.
- The appliance is to be connected to the water mains using the new supplied hose-sets. Old hose sets must not be reused.

Permitted use

- Do not use the appliance outdoors.
- Do not remove the dishes from the appliance until the programme is complete. Some detergent may remain on the dishes.
- Do not store items or apply pressure on the open door of the appliance.
- Do not put flammable products or items that are wet with flammable products in, near or on the appliance.
- Do not drink and play with the water in the appliance.
- The appliance can release hot steam if you open the door while a programme operates.

Instructions

Installation

WARNING!

Only a qualified person can install this appliance.

- Remove all the packaging and the transit bolts.
- Do not install or use a damaged appliance.
- Do not install or use the appliance where the temperature is less than 0 °C.
- Follow the installation instruction supplied with the appliance.
- Always take care when moving the appliance as it is heavy. Always use safety gloves and enclosed footwear.
- Make sure that the appliance is installed below and adjacent to safe structures.

Connection

Electrical connection

WARNING!

Risk of fire and electrical shock.

When positioning the appliance, ensure the supply cord is not trapped or damaged.

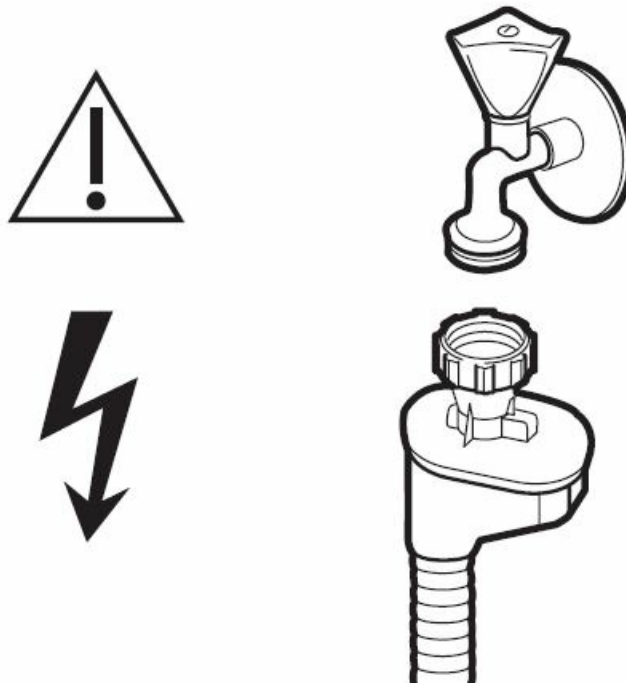
Do not use multi-plug adapters and extension cables.

Do not, under any circumstances, cut, remove, or bypass the grounding prong.

- The appliance must be earthed.
- Make sure that the parameters on the rating plate are compatible with the electrical ratings of the mains power supply.
- Always use a correctly installed shockproof socket.
- Make sure not to cause damage to the electrical components (e.g. mains plug, mains cable). Contact the Authorised Service Centre to change the electrical components.
- Connect the mains plug to the mains socket only at the end of the installation. Make sure that there is access to the mains plug after the installation.
- Do not pull the mains cable to disconnect the appliance. Always pull the mains plug.
- This appliance complies with the E.E.C. Directives.
- UK and Ireland only: This appliance is fitted with a 13 A mains plug. If it is necessary to change the mains plug fuse, use only a 13 A ASTA (BS 1362) fuse.

Water connection

- Do not cause damage to the water hoses.
- Before connection to new pipes, pipes not used for a long time, where repair work has been carried out or new devices fitted (water meters, etc.), let the water flow until it is clean and clear.
- Ensure that there are no visible water leaks during and after the first use of the appliance.
- The water inlet hose has a safety valve and a sheath with an inner mains cable.



WARNING!

Dangerous voltage.

- If the water inlet hose is damaged, immediately close the water tap and disconnect the mains plug from the mains socket. Contact the Authorised Service Centre to replace the water inlet hose.

Use

WARNING!

Risk of injury, burns, electrical shock or fire.

Do not use the appliance before installing it in the built-in structure. The appliance must be disconnected from the power supply before any installation work is done – risk of electric shock.

- Do not sit or stand on the open door.
- Dishwasher detergents are dangerous. Obey the safety instructions on the detergent packaging.
- Use only detergent and rinse aid recommended for use in an automatic dishwasher.
- Never use soap, laundry detergent, or hand washing detergent in your dishwasher.
- Do not drink and play with the water in the appliance.
- Dishwasher detergent is corrosive! Keep dishwasher detergent out of the reach of children.
- Do not remove the dishes from the appliance until the programme is complete. Some detergent may remain on the dishes.
- The appliance can release hot steam if you open the door while a programme operates.
- Do not put flammable products or items that are wet with flammable products in, near or on the appliance.

Service

- To repair the appliance contact an Authorised Service Centre.
- Use original spare parts only.

WARNING! Ensure that the appliance is switched off and disconnected from the power supply before performing any maintenance operation. To avoid risk of personal injury use protective gloves (risk of laceration) and safety shoes (risk of contusion); be sure to handle by two persons (reduce load); never use steam cleaning equipment (risk of electric shock). Non-professional repairs not authorized by the manufacturer could result in a risk to health and safety, for which the manufacturer cannot be held liable. Any defect or damage caused from nonprofessional repairs or maintenance will not be covered by the guarantee, the terms of which are outlined in the document delivered with the unit.

Disposal

WARNING!

Risk of injury or suffocation.

- Disconnect the appliance from the mains supply.
- Cut off the mains cable and discard it.
- Remove the door to prevent children and pets to be closed inside of the appliance.

Note

When connecting to drinking water make sure that you connect the appliance using a safety device against drinking water contamination through backflow (according to DIN EN 1717) and meet water pollution requirements (according to KTW- BWGL). Product shall be constructed to prevent backsiphonage of non-potable water into the water mains according to IEC/EN 61770.


We recommend that installation, including water supply and electrical connections, and repairs are carried out by a qualified technician.

Environmental concerns

SAFETY WARNINGS

Dishwasher detergents are dangerous. Follow the safety instructions on the detergent packaging. Disconnect the appliance from the mains supply. Cut off the mains cable close to the appliance and dispose of it. Remove the door catch to prevent children and pets to get closed in the appliance.


DISPOSAL OF PACKAGING MATERIALS

Recycle materials with the symbol . Put the packaging in relevant containers to recycle it.

SCRAPPING OF HOUSEHOLD APPLIANCES

This appliance is manufactured with recyclable or reusable materials. It is prohibited to dispose of equipment



marked with the symbol  along with household waste. Return the item to the local retailer in line with local legislation, collection point, or contact the competent municipal authorities to find out more.

In order to preserve resources, ensure that discarded Electrical and Electronic Equipment, parts or materials are re-used or recycled according to the EU Directive on Waste of Electrical and Electronic Equipment 2012/19/EU.

Some materials and substances in some discarded EEE can potentially have a negative impact on the environment and human health. This product does not contain hazardous substances as specified by the EU Directive on the Restriction of the use of certain Hazardous Substances in Electrical and Electronic Equipment 2011/65/EU and its amendments; however, it may contain Substances of Very High Concern (SVHC) according to REACH Regulation EC No 1907/2006.

SERVICE AND SPARE PARTS

To repair the appliance contact the Authorised Service Centre. Use original spare parts only. Please note that self-repair or non-professional repair can have safety consequences and might void the guarantee.

The following spare parts will be available for 7 years after the model has been discontinued: motor, circulation and drain pump, heaters and heating elements, including heat pumps, piping and related equipment including hoses, valves, filters and aquastops, structural and interior parts related to door assemblies, printed circuit boards, electronic displays, pressure switches, thermostats and sensors, software and firmware including reset software. Please note that some of these spare parts are only available to professional repairers, and that not all spare parts are relevant for all models.

The following spare parts will be available for 10 years after the model has been discontinued: door hinge and seals, other seals, spray arms, drain filters, interior racks and plastic peripherals such as baskets and lids.

ENERGY SAVING TIPS

Washing dishes in the dishwasher as instructed in the user manual usually consumes less water and energy than washing dishes by hand. Load the dishwasher to its full capacity to save water and energy. For best cleaning results, arrange items in the baskets as instructed in the user manual and do not overload the baskets.

Do not pre-rinse dishes by hand. It increases the water and energy consumption. When needed, select a programme with a prewash phase. Remove larger residues of food from the dishes and empty cups and glasses before putting them inside the appliance. Soak or slightly scour cookware with firmly cooked-on or baked-on food before washing it in the appliance.

Make sure that items in the baskets do not touch or cover each other. Only then can the water completely reach and wash the dishes.

Select a programme according to the type of load and the degree of soil. ECO offers the most efficient use of water and energy consumption.

FAQ

IKEA guarantee

Who will execute the service?

IKEA service provider will provide the service through its own service operations or authorized service partner network.

What does this guarantee cover?

The guarantee covers faults of the appliance which have been caused by faulty construction or material faults from the date of purchase from IKEA. This guarantee applies to domestic use only. The exceptions are specified under the headline What is not covered under this guarantee. Within the guarantee period the costs to remedy the fault e.g. repairs parts labour and travel will be covered provided that the appliance is accessible for repair without special expenditure. On these conditions the EU guidelines N°99/44 EC and the respective local regulations are applicable. Replaced parts become the property of IKEA.

What will IKEA do to correct the problem?

IKEA appointed service provider will examine the product and decide at its sole discretion if it is covered under this guarantee. If considered covered IKEA service provider or its authorized service partner through its own service operations will then at its sole discretion either repair the defective product or replace it with the same or a comparable product.

What is not covered under this guarantee?

Normal wear and tear. Deliberate or negligent damage caused by failure to observe operating instructions incorrect installation or by connection to the wrong voltage damage caused by chemical or electro chemical reaction rust corrosion or water damage including but not limited to damage caused by excessive lime in the water supply damage caused by abnormal environmental conditions. Consumable parts including batteries and lamps. Non functional and decorative parts which do not affect normal use of the appliance including any scratches and possible colour differences. Accidental damage caused by foreign objects or substances and cleaning or unblocking of filters drainage systems or soap drawers. Damage to the following parts: ceramic glass accessories crockery and cutlery baskets feed and drainage pipes seals lamps and lamp covers screens knobs casings and parts of casings. Unless such damages can be proved to have been caused by production faults. Cases where no fault could be found during a technicians visit. Repairs not carried out by our appointed service providers and or an authorized service contractual partner or where non original parts have been used. Repairs caused by installation which is faulty or not according to specification. The use of the appliance in a non domestic environment i.e. professional use. Transportation damages. If a customer transports the product to their home or other address IKEA is not liable for any damage that may occur during transport. However if IKEA delivers the product to the customers delivery address then damage to the product that occurs during this delivery will be covered by this guarantee. Cost for carrying out the initial installation of the IKEA appliance. However if an IKEA service provider or its authorized service partner repairs or replaces the appliance under the terms of this guarantee, the service provider or its authorized service partner will reinstall the repaired appliance or install the replacement if necessary.

How country law applies

The IKEA guarantee gives You specific legal rights which covers or exceed local demands. However these conditions do not limit in any way consumer rights described in the local legislation.

Can the appliance be used outdoors?

No the appliance is designed for indoor use only. Using it outdoors may result in damage or hazards.

How should I dispose of the appliance?

Follow local regulations for the disposal of household appliances. Contact municipal authorities for specific guidelines.

Can children play near the appliance?






Children and pets should not be allowed to play near or inside the appliance to prevent accidents or injuries.

Area of validity



For appliances which are purchased in one EU country and taken to another EU country, the services will be provided in the framework of the guarantee conditions normal in the new country. An obligation to carry out services in the framework of the guarantee exists only if the appliance complies and is installed in accordance with:

- the technical specifications of the country in which the guarantee claim is made;
- the Assembly Instructions and User Manual Safety Information.

Documents / Resources

    	IKEA SODERBODA Built in Dishwasher [pdf] Instruction Manual SODERBODA Built in Dishwasher, SODERBODA, Built in Dishwasher, Dishwasher
---	--

References

-  [Hej! Welcome to IKEA Global](#)
-  [Hej! Welcome to IKEA Global](#)
- [User Manual](#)

[Manuals+](#), [Privacy Policy](#)

This website is an independent publication and is neither affiliated with nor endorsed by any of the trademark owners. The "Bluetooth®" word mark and logos are registered trademarks owned by Bluetooth SIG, Inc. The "Wi-Fi®" word mark and logos are registered trademarks owned by the Wi-Fi Alliance. Any use of these marks on this website does not imply any affiliation with or endorsement.