



IKEA PLATSA Frames System Instruction Manual

[Home](#) » [Ikea](#) » **IKEA PLATSA Frames System Instruction Manual** 

IKEA PLATSA Frames System
Instruction Manual

Buying guide

PLATSA

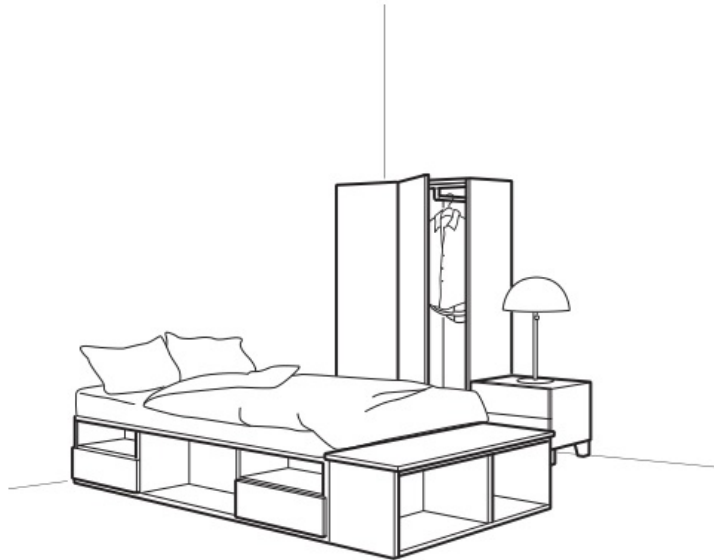
System

Care and Cleaning

Wipe clean with a cloth dampened in a mild cleaner. Then dry with a clean, dry cloth.

Assembly

IMPORTANT: 2 persons are required to assemble this furniture safely.



With the PLATSA series you can create sleep and storage solutions for both small and large spaces across your home. The modular system consists of open, lightweight frames that you can combine as you like. You can build high or low, under a sloping ceiling or along an entire wall. Then you easily add doors, shelves, wire baskets and hooks as needed. If your needs change, you can easily rebuild or complete with new features.

All the products (shown here) may not be available at the store. Please contact the staff or look at www.IKEA.com for more information. For more detailed product information, see the pricetag and the Internet. All units require assembly.



Contents

- 1 Storage and media solutions
- 2 How to build
- 3 Documents / Resources
 - 3.1 References

Storage and media solutions

The different sizes of frames makes PLATSA a modular system that creates flexibility in your home. Build a solution under your staircase, around a window or above a door, the possibilities are many. By combining frames from the PLATSA series with items from the HJÄLPA and LÄTTHET series of interiors and exteriors, you can create exactly the solution you need. You can also choose one of our suggested combinations and add or remove interiors and exteriors as you wish. Whatever you choose, the result is a solution to suit both your home and your storage needs.

Easy assembly and disassembly

Thanks to the wedge dowel fitting the PLATSA frames are quick and easy to assemble and disassemble, making it easy to bring your storage solution with you when you move. Just click the pieces together, no tools needed.

PLATSA open

PLATSA open are solitary frames which include adjustable interiors. These frames do not have the wedge dowel fittings like other PLATSA frames, but by developing a simple construction we have minimised the assembly time.

Safety

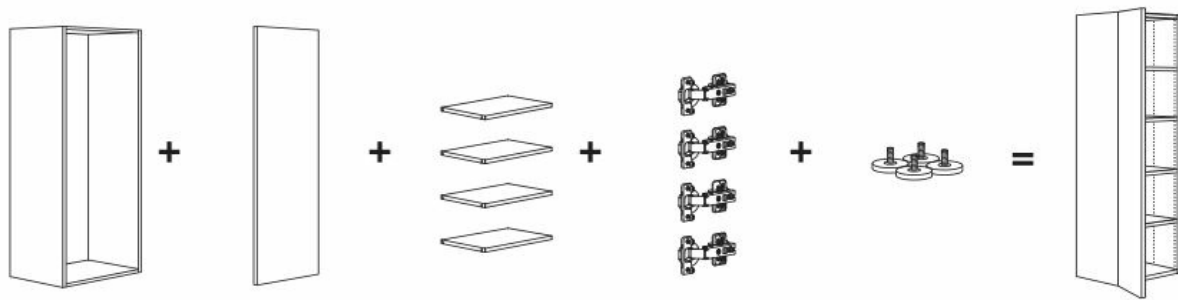
For safety reasons, always attach PLATSA frames to a wall. Since different wall materials require different fixing devices, these are sold separately. If you stack several PLATSA frames on top of each other, you need to attach the frames placed at 3 metres or above to the wall using LÄTTHET suspension rail. Also, use LÄTTHET suspension rail for PLATSA frames that are being mounted hanging on the wall. Warning! Do not hang PLATSA frame with depth 55 cm on a wall. It must be placed standing on the floor or stacked on another floor standing frame.

How to build

Choose your solution

We have a wide range of PLATSA combinations to choose from which you can find in the store or on our website at www.IKEA.com. If you don't find a pre-designed solution that you like, you can create the perfect combination that suits your needs and taste on your own. Begin by looking through the ready-made combinations on the web and choose one that inspires you. You will then have a pre-designed combination to start from that you can customize to your needs. You can use the PLATSA home planner tool online to design your own unique PLATSA combination from scratch. There are 3 simple steps to follow:


1. Choose frames. Consider how much space you have available in your room. Remember, you can also make the most of unused space with the different sizes of the frames available.
2. Pick your style on doors. What style do you want your ward- robe to be? Do you wish for a plain white door, or a door in the more traditional style? Maybe dark grey? The choice is yours.
3. Choose interiors and exteriors. Think through your day- to-day needs and what you need to store. Once you have decided on the interiors and exteriors, it's time to add the finishing touches. Complete your new wardrobe with your choice of boxes and inserts from our extensive range of interior accessories. And for a great result, don't forget the integrated lighting. Simple to install and makes it easier for you to find the right outfit.



Storage and media solutions

How to combine frames

Frames in the PLATSA series can be combined in different ways to suit your storage needs. Check out these popular combinations and browse more on [IKEA.com](https://www.ikea.com).



Sleep and storage solutions

PLATSA bed covers your sleep and storage needs helping you create your own oasis in the smallest of places. Together with PLATSA system you can have both a space for privacy and a home for all your things. With the PLATSA bed you save floor space by gathering sleep and storage in one place. Use this versatile bed as a room divider, part of a walk-in closet solution or placed freestanding in the middle of the room to create an interesting room dynamic. Build your own solution to solve your storage needs by adding 60/120/180 cm high and 40 cm deep PLATSA frames on top of the footboard. Complete with LÄTTHET footboard panel, HJÄLPA interiors and doors. Three sides underneath the bed can be personalised with the help of HJÄLPA interiors and storage boxes. Slats, legs and top panel is included in the bed. LÄTTHET footboard panel puts the final touch on the storage solution that you build onto your PLATSA bed. It

creates stability and a smooth, even surface on the back of the PLATSA frames giving a finished look.

Easy assembly and disassembly

Thanks to the wedge dowel fitting the PLATSA bed is quick and easy to assemble and disassemble, making it easy to bring your solution with you when you move.

Safety

Maximum building height from the floor to the top of the footboard (excluding top panel), is 220 cm. Warning! Do not drill

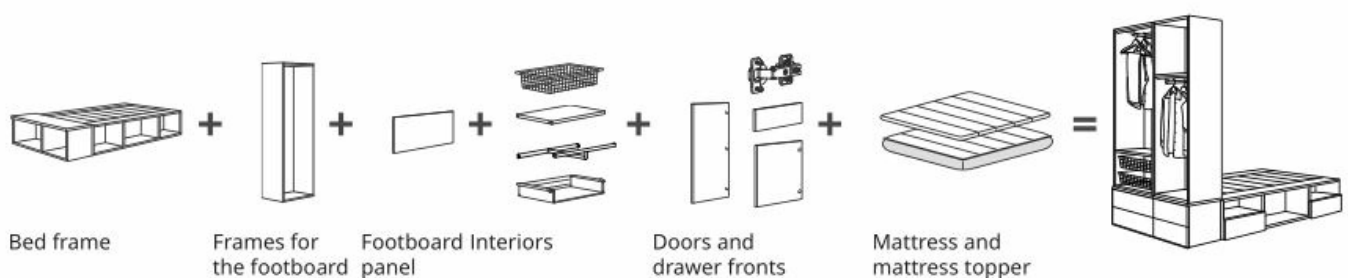
holes into the footboard panel. To make the white surface of the footboard panel more decorative you can use no drill hooks, such as LILLÅNGEN hanger for doors, to hang two RIBBA frames (61×91 cm). Maximum load is 6 kg.

How to build

Choose your solution

We have several PLATSA bed combinations to choose from, both in the store or on our website at www.IKEA.com. If you don't find a pre-designed solution that you like, you can create the perfect combination that suits your needs and taste on your own. Begin by looking through the ready-made combinations on the web and choose one that inspires you. You will then have a pre-designed combination to start from that you can customize to your needs. You can, for example, change the height of the storage solution, or the interiors. You can also design your own unique PLATSA bed combination from scratch. There are 6 simple steps to follow:

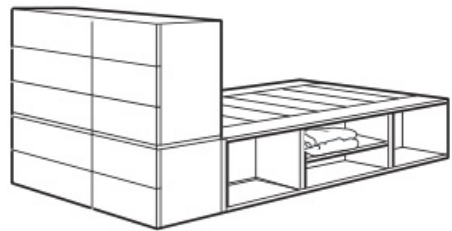
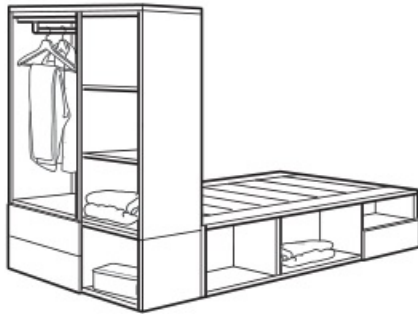
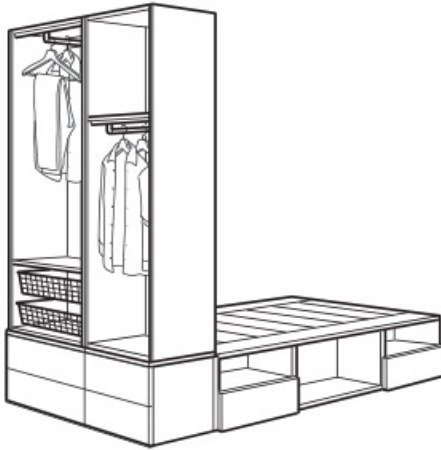
1. Bed frame. Consider your storage needs and how the bed will be placed in your room. Will you be able to use the storage space on all three sides underneath the bed?
2. Choose frames for the footboard. Consider the role of the bed and how high you need to build it. Will it be a room divider, do you need storage for hanging and/or folded clothes, or will it be a place for your books and trophies?
3. Footboard panel. Choose the amount of footboard panels needed. The panel is 60 cm high which means you can build with 60/120/180 cm high frames.
4. Choose interiors. Think through your day-to-day needs and what you need to store. Once you have decided on the interiors, it's time to add the finishing touches. Complete your new bed solution with your choice of boxes and inserts from our extensive range of interior accessories. And for a great result, don't forget the integrated lighting. Simple to install and makes it easier for you to find the right outfit.
5. Pick your style on doors and drawer fronts. What style do you want your wardrobe to be? Do you wish for a plain white door, or a door in the more traditional style? Maybe dark grey? The choice is yours.
6. Choose your mattress and mattress topper. The mattress needs to be between 120-140 cm wide and 200 cm long.



Sleep and storage solutions

How to combine frames

Frames in the PLATSA series can be combined in different ways to suit your storage needs. Check out these popular combinations and browse more on [IKEA.com](https://www.ikea.com).



All frames

Overall size: Width×Depth×Height.

40 cm deep frames



PLATSA frame, white.

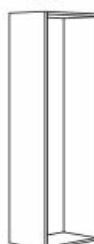
60×40×40 cm	703.309.50
80×40×40 cm	103.309.53



60×40×60 cm	503.309.70
80×40×60 cm	303.309.71



60×40×120 cm	303.309.47
80×40×120 cm	003.309.44



60×40×180 cm	903.309.54
80×40×180 cm	303.309.52



LÄTTTHET suspension rail for wall attachment.

LÄTTTHET suspension rail 60 cm	003.863.75
LÄTTTHET suspension rail 80 cm	003.311.99

55 cm deep frames



PLATSA frame, white.

60×55×40 cm	903.309.49
80×55×40 cm	103.309.48



60×55×60 cm	103.309.72
80×55×60 cm	703.309.69



60×55×120 cm	503.309.46
80×55×120 cm	603.309.55



60×55×180 cm	503.309.51
80×55×180 cm	703.309.45



LÄTTTHET suspension rail for wall attachment.

LÄTTTHET suspension rail 60 cm	003.863.75
LÄTTTHET suspension rail 80 cm	003.311.99

Open units

Overall size: Width×Depth×Height.

60 cm wide units



PLATSA open shelving unit.

White

60×40×40 cm	804.525.83
60×40×60 cm	404.525.75
60×40×120 cm	104.525.72
60×40×180 cm	904.525.68



Blue

60×40×60 cm	005.596.44
60×40×120 cm	305.597.32



80 cm wide units



PLATSA open clothes hanger unit, white.

80×40×120 cm	404.526.03
80×40×180 cm	604.526.02
Blue	
80×40×120 cm	605.596.41



PLATSA open shelving unit, white.

80×40×40 cm	104.525.48
80×40×60 cm	704.525.50



Blue

80×40×60 cm	005.597.24
-------------	------------



PLATSA open shoe storage unit, white.

80×40×60 cm	004.525.44
-------------	------------

Bed

Overall size: Width×Depth×Height.



PLATSA bed frame.

140×200 cm

104.530.86



LÄTTHET footboard panel.

140×60 cm

504.530.89

All doors

Knobs and handles are sold separately. See our complete range of knobs and handles in the store or at [IKEA.com](https://www.ikea.com)

Hinged doors



SANNIDAL door, white.

40×40 cm 203.955.43

40×60 cm 503.955.51

40×120 cm 903.955.54

40×180 cm 103.955.34

60×40 cm 203.955.38

60×60 cm 103.955.48

60×120 cm 003.955.39

60×180 cm 003.955.58



STRAUMEN mirror door.

40×120 cm 905.063.16

40×180 cm 504.978.18

60×120 cm 505.063.18

60×180 cm 704.978.22



FONNES door, white.

40×40 cm 803.310.63

40×60 cm 203.310.61

40×120 cm 603.310.59

40×180 cm 003.310.57

60×40 cm 003.310.62

60×60 cm 403.310.60

60×120 cm 803.310.58

60×180 cm 403.310.55



KALBÄDEN door, lively pine effect.

40×40 cm 605.514.14

40×60 cm 505.516.26

40×120 cm 305.513.78

40×180 cm 705.513.95

60×40 cm 705.516.49

60×60 cm 005.516.62

60×120 cm 705.516.30

60×180 cm 805.516.44



SKATVAL door, dark grey.

40×40 cm 303.310.89

40×60 cm 703.310.87

40×120 cm 103.310.85

40×180 cm 603.310.83

60×40 cm 503.310.88

60×60 cm 903.310.86

60×120 cm 403.310.84

60×180 cm 803.310.82



SKATVAL door, light beige.

40×40 cm 605.131.20

40×60 cm 205.131.22

40×120 cm 405.131.16

40×180 cm 005.131.18

60×40 cm 905.131.28

60×60 cm 505.131.30

60×120 cm 805.131.24

60×180 cm 305.131.26

All drawer fronts

Knobs and handles are sold separately. See our complete range of knobs and handles in the store or at [IKEA.com](https://www.ikea.com)

**FANNES drawer front, white.**

60×20 cm	803.859.23
80×20 cm	103.859.26

**SANNIDAL drawer front, white.**

60×20 cm	105.264.55
80×20 cm	505.264.58

**SKATVAL drawer front, dark grey.**

60×20 cm	103.859.31
80×20 cm	703.859.33

**KALBÄDEN drawer front, lively pine effect.**

60×20 cm	105.516.66
80×20 cm	205.516.75

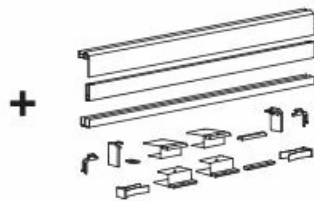
How to build LARKOLLEN sliding doors

LARKOLLEN is a sliding door that fits all PLATSA frame sizes.

It comes in two widths, 60 and 80 cm. Both widths are 240 cm long (several doors can be made with one roll of felt).



Felt roll

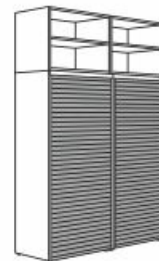


Top and bottom rails



Handle

=



Planning your LARKOLLEN sliding doors can be a bit tricky, and it's important that all the measurements are correct and aligned. It's perfectly fine to plan on paper if that's what you prefer, but there's also a planner tool available on www.IKEA.com to help you out!

LARKOLLEN – All parts and prices

With LARKOLLEN felt panels, handles and rails, you can create customised sliding doors for PLATSA storage system. The light weight products are easy to carry home and can be assembled in small spaces.



LARKOLLEN felt panel for sliding doors. The felt panel is 240 cm long, so each panel can be used for several sliding doors – for example 2 doors that are 120 cm high or 4 that are 60 cm high. The felt panel is simple to adapt to the length you need – just cut with ordinary household scissors along the desired groove. To be completed with LARKOLLEN rails and handles. Sold separately.

60×40-240 cm	505.189.29
80×40-240 cm	105.189.26



LARKOLLEN handles, white. 2-p. LARKOLLEN handle comes in two sizes H180 cm and H60 cm. If you are planning to use LARKOLLEN panel door on H80 cm or H120 cm PLATSA frame you will need to cut the handle. To be completed with LARKOLLEN felt panels and rails. Sold separately.

60 cm	205.256.91
180 cm	805.189.23



LARKOLLEN rails, white. LARKOLLEN rail comes in two sizes W60 cm and W80 cm and it's sold as 1 set for 1 PLATSA frame. Example: For combination with 2 PLATSA frames W60 cm you will need 2× W60 cm LARKOLLEN rails. To be completed with LARKOLLEN felt panels and handles. Sold separately.

60 cm	405.189.20
80 cm	105.093.52

Ready-made combinations – LARKOLLEN sliding doors



PLATSA wardrobe with 2 sliding doors + 4 doors.
LARKOLLEN door in dark grey, FONNES door in white.
Overall size: 160×57×241 cm
This combination (594.927.22)

Shopping list

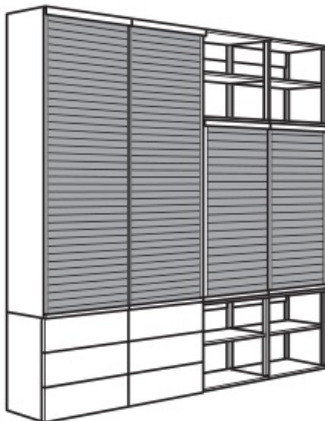
FONNES door, 40×60 cm, white	203.310.61	4 pcs
HJÄLPA adjustable clothes rail, 60-100 cm, white	404.978.28	2 pcs
HJÄLPA pull-out rail for basket, 55 cm, white, 2-p	103.311.94	4 pcs
HJÄLPA shelf, 80×55 cm, white	403.311.64	4 pcs
HJÄLPA standard hinges, 1-p	603.312.00	8 pcs
HJÄLPA suspension rail, 55 cm, white, 2-p	605.055.11	2 pcs
HJÄLPA wire basket, 80×55 cm, white	703.311.86	4 pcs
LARKOLLEN felt panel for sliding door, 80×40-240 cm, dark grey	105.189.26	2 pcs
LARKOLLEN handle, 180 cm, white, 2-p	805.189.23	2 pcs
LARKOLLEN rail with fittings for sliding doors, 80 cm, white	105.093.52	2 pcs
LÄTTTHET leg adjustable, white, 4-p	203.311.98	2 pcs
PLATSA frame, 80×55×60 cm, white	703.309.69	2 pcs
PLATSA frame, 80×55×180 cm, white	703.309.45	2 pcs



PLATSA Open wardrobe with 4 sliding doors.
LARKOLLEN door in dark grey.
Overall size: 120×42×241 cm
This combination (294.941.81)

Shopping list

PLATSA frame, 60×40×60 cm, white	503.309.70	4 pcs
PLATSA open shelving unit, 60×40×120 cm, white	104.525.72	1 pc
LARKOLLEN felt panel for sliding door, 60×40-240 cm, dark grey	505.189.29	1 pc
LARKOLLEN rail with fittings for sliding doors, 60 cm, white	405.189.20	4 pcs
LARKOLLEN handle, 60 cm, white, 2-p	205.256.91	4 pcs
HJÄLPA shelf, 60×40 cm, white	003.311.61	4 pcs
SPILDRA top for storage module, 60×40 cm, white	603.317.14	1 pc
LÄTTTHET suspension rail, 60 cm	003.863.75	1 pc
LÄTTTHET leg adjustable, white, 4-p	203.311.98	2 pcs



PLATSA Open wardrobe w 4 sliding doors + 6 drawers.
LARKOLLEN door in dark grey. FONNES door in white.
Overall size: 280×42×241 cm
This combination (994.941.87)

Shopping list

FONNES drawer front, 60×20 cm, white	803.859.23	6 pcs
HJÄLPA drawer without front, 60×40 cm, white	603.309.84	6 pcs
HJÄLPA clothes rail, 60×40 cm, white	604.501.27	3 pcs
HJÄLPA shelf, 60×40 cm, white	003.311.61	2 pcs
LARKOLLEN felt panel for sliding door, 60×40-240 cm, dark grey	505.189.29	3 pcs
LARKOLLEN handle, 180 cm, white 2-p	805.189.23	4 pcs
LARKOLLEN rail with fittings for sliding doors, 60 cm, white	405.189.20	4 pcs
LÄTTTHET leg adjustable cm, white 4-p	203.311.98	4 pcs
PLATSA frame, 60×40×60 cm, white	503.309.70	2 pcs
PLATSA frame, 60×40×120 cm, white	303.309.47	2 pcs
PLATSA frame, 60×40×180 cm, white	903.309.54	2 pcs
PLATSA open shelving unit, 60×40×60 cm, white	404.525.75	4 pcs



PLATSA wardrobe with 2 sliding doors + 1 door.
 LARKOLLEN door in dark grey. STRAUMEN mirror door in mirror glass.
 Overall size: 180×57×191 cm
This combination (694.941.98)

Shopping list

PLATSA frame, 60×55×180 cm, white	503.309.51	3 pcs
LARKOLLEN felt panel for sliding door, 60×40-240 cm, dark grey	505.189.29	2 pcs
LARKOLLEN rail with fittings for sliding doors, 60 cm, white	405.189.20	2 pcs
LARKOLLEN handle, 180 cm, white, 2-p	805.189.23	2 pcs
STRAUMEN mirror door, 60×180 cm, mirror glass	704.978.22	1 pc
HJÄLPA standard hinges, 1-p	603.312.00	4 pcs
HJÄLPA adjustable clothes rail, 60-100 cm, white	404.978.28	1 pc
HJÄLPA suspension rail, 55 cm, white 2-p	605.055.11	1 pc
HJÄLPA wire basket, 60×55 cm, white	403.311.83	4 pcs
HJÄLPA pull-out rail for basket, 55 cm, white, 2-p	103.311.94	4 pcs
HJÄLPA shelf, 60×55 cm, white	903.311.66	7 pcs
LÄTTJET leg, 11 cm, white/metal, 4-p	503.955.94	3 pcs

How to build and place HJÄLPA adjustable clothes rail

Hanging storage for big and small things

All items in the HJÄLPA series are designed to go with PLATSA storage system. Maximise space and keep things organised

inside and outside your system with adjustable clothes rails, suspension rails, fittings and hooks. The adjustable clothes rail

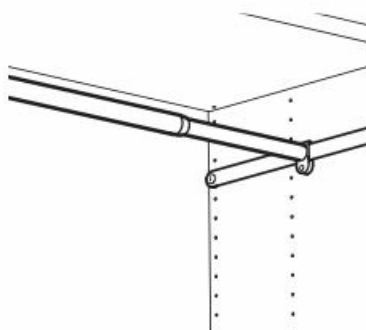
is perfect for everything from shirts and blouses to suit jackets and coats – remember to use the fittings when mounting the clothes rail to a frame. And put the hooks on the suspension rails to hang ties, handbags and jewellery.

Storage inside and outside your wardrobes

You can use HJÄLPA adjustable clothes rail with a length of 60–100 cm on the inside of your frame, between two frames,

between a frame and a wall or between two walls. The width or depth of your PLATSA frame doesn't matter since the clothes rail can be adjusted and the suspension rails are positioned at the same depth as the frames.

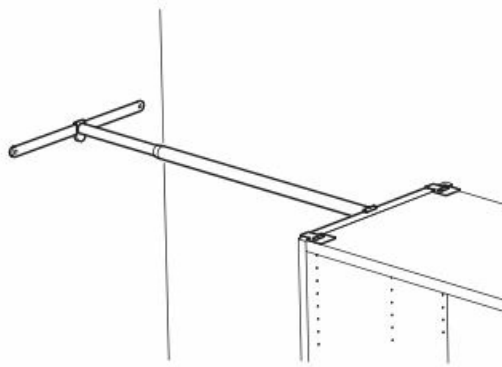
Placed inside frame



To build and place HJÄLPA adjustable clothes rail placed inside frame, use:

HJÄLPA adjustable clothes rail, 60-100 cm, white	404.978.28	1 pc
HJÄLPA suspension rail, 40 cm, white, 2-p	305.055.22	1 pc
or		
HJÄLPA suspension rail, 55 cm, white, 2-p	505.055.16	1 pc

Placed between frame and wall



To build and place HJÄLPA adjustable clothes rail placed between frame and wall, use:

HJÄLPA adjustable clothes rail, 30-47 white	004.978.25	1 pc
or		
HJÄLPA adjustable clothes rail, 60-100 cm, white	404.978.28	1 pc
HJÄLPA fitting for mounting exterior functions, white	905.055.19	2 pc
HJÄLPA suspension rail, 40 cm, white, 2-p	305.055.22	1 pc
or		
HJÄLPA suspension rail, 55 cm, white, 2-p	605.055.11	1 pc

Storage outside your wardrobe

HJÄLPA adjustable clothes rail with a length of 30–47 cm can only be used on the outside of one frame – between frames,

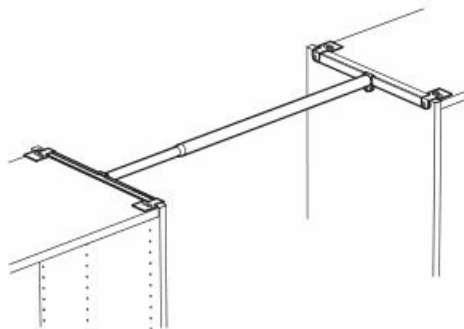
between a frame and wall or between walls. The width or depth of your PLATSA frame doesn't matter since the suspension rails are positioned at the same depth as the frames.

The correct number of fittings

When you mount HJÄLPA adjustable clothes rail between frames, you need 2 packages of HJÄLPA fittings. If you mount

the clothes rail between a frame and a wall, 1 package is enough. If you plan to have the clothes rail between two walls, no fittings are needed.

Placed outside frame



To build and place HJÄLPA adjustable clothes rail placed inside frame, use:

HJÄLPA adjustable clothes rail, 30-47 white	004.978.25	1 pc
or		
HJÄLPA adjustable clothes rail, 60-100 cm, white	404.978.28	1 pc
HJÄLPA fitting for mounting exterior functions, white	905.055.19	2 pc
HJÄLPA suspension rail, 40 cm, white, 2-p	305.055.22	1 pc
or		
HJÄLPA suspension rail, 55 cm, white, 2-p	605.055.11	1 pc

Interiors

Create custom organisation on the inside of PLATSA frames and PLATSA bed with HJÄLPA hangers, rails, shelves, drawers and wire baskets. All HJÄLPA pieces are designed to work with PLATSA, so the width and depth match the corresponding frame. Actual dimensions vary.

Fits 40 cm deep frames

	HJÄLPA clothes rail, white.	
	60×40 cm	604.501.27
	80×40 cm	204.502.14
	HJÄLPA shelf, white.	
	60×40 cm	003.311.61
	80×40 cm	103.311.65
	HJÄLPA shoe shelf, white.	
	60×40 cm	504.500.24
	80×40 cm	704.500.23
	HJÄLPA wire basket, white.	
	60×40 cm	903.311.85
	80×40 cm	203.311.84
	HJÄLPA pull-out rails for basket, white, 2-pack.	
	40 cm	303.311.93
	HJÄLPA drawer without front, white.	
	60×40 cm	603.309.84
	80×40 cm	703.309.74
	HJÄLPA suspension rail, 40 cm, white, 2-p.	
		305.055.22
	HJÄLPA hook, white, 3-p.	
		505.055.16

Fits 55 cm deep frames

	HJÄLPA adjustable clothes rail, , white.	
	30-47 cm	004.978.25
	60-100 cm	404.978.28
	HJÄLPA shelf, white.	
	60×55 cm	903.311.66
	80×55 cm	403.311.64
	HJÄLPA shoe shelf, white.	
	60×40 cm	504.500.24
	80×40 cm	704.500.23
	HJÄLPA wire basket, white.	
	60×55 cm	403.311.83
	80×55 cm	703.311.86
	HJÄLPA pull-out rail for basket, white, 2-pack.	
	55 cm	103.311.94
	HJÄLPA drawer without front, white.	
	60×55 cm	603.309.79
	80×55 cm	003.309.82
	HJÄLPA suspension rail, 55 cm, white, 2-p.	
		605.055.11
	HJÄLPA hook, white, 3-p.	
		505.055.16

Exteriors

Hinges, legs, tops and other functions

Adjustable LÄTTHET legs keep your wardrobe standing straight on uneven floors. SPILDRA tops add extra display and storage surfaces on all frames.

**HJÄLPA hinge, 1-pack.**

603.312.00

**HJÄLPA soft closing hinge, 1-pack.**

903.828.82

**LÄTTHET leg, 11 cm, 4-pack.**

White/metal 503.955.94

Blue/metal 205.596.38

**LÄTTHET leg, white/wood, 4-pack.**

11 cm 103.955.91

**LÄTTHET leg adjustable, white, 4-pack.**

203.311.98

**HJÄLPA fitting for mounting exterior functions, white.**

905.055.19

**SPILDRA top, white.**

60×40 cm 603.317.14

80×40 cm 503.316.96

**SPILDRA top, white.**

60×55 cm 203.316.93

80×55 cm 303.316.97

**LÄTTHET handle, 13 cm, 1-pack.**

White 203.317.11

Blue 405.596.37

**LÄTTHET hook and clip, 2-p.**

104.369.78

**HÄNGIG label holder, 5-p.**

004.513.23

**HJÄLPA hook, white, 3-p.**

505.055.16

Ready-made combinations

Doors are included in the price but not shown in the illustration. You can choose to change the type of door in your combination.

For help with this, please contact your local salesperson.



PLATSA wardrobe with 4 doors + 3 drawers, white.

Overall size: 240×57×123 cm

This combination (194.251.50)

Shopping list

PLATSA frame 80×55×120 cm, cm, white	603.309.55	3 pcs
SANNIDAL door, 40×120 cm, white	903.955.54	4 pcs
FONNES drawer front, 80×20 cm, white	103.859.26	3 pcs
HJÄLPA standard hinges, 1-p	603.312.00	12 pcs
HJÄLPA drawer without front, 80×55 cm, white	003.309.82	3 pcs
SPILDRA top for storage module, 80×55 cm, white	303.316.97	3 pcs
HJÄLPA adjustable clothes rail, 60-100 cm, white	404.978.28	2 pcs
HJÄLPA suspension rail, 55 cm, white, 2-p	605.055.11	2 pcs
HJÄLPA shelf, 80×55 cm, white	403.311.64	1 pc
LÄTTTHET leg adjustable, white, 4-p	203.311.98	1 pc



PLATSA wardrobe with 9 doors, white.

Overall size: 140×57×261 cm

This combination (694.243.32)

Shopping list

PLATSA frame, 60×55×180 cm, white	503.309.51	1 pc
PLATSA frame, 60×55×40 cm, white	903.309.49	2 pcs
PLATSA frame, 80×55×180 cm, white	703.309.45	1 pc
PLATSA frame, 80×55×40 cm, white	103.309.48	2 pcs
FONNES door, 40×180 cm, white	003.310.57	2 pcs
FONNES door, 40×40 cm, white	803.310.63	4 pcs
FONNES door, 60×180 cm, white	403.310.55	1 pc
FONNES door, 60×40 cm, white	003.310.62	2 pcs
HJÄLPA adjustable clothes rail, 60-100 cm, white	404.978.28	1 pc
HJÄLPA suspension rail, 55 cm, white, 2-p	605.055.11	1 pc
HJÄLPA shelf, 60×55 cm, white	903.311.66	3 pcs
HJÄLPA standard hinges, 1-p	603.312.00	22 pcs
LÄTTTHET leg adjustable, cm, white, 4-p	203.311.98	2 pcs



PLATSA wardrobe with 2 doors, white.

Overall size: 120×57×251 cm

This combination (294.243.48)

Shopping list

PLATSA frame, 60×55×180 cm, cm, white	503.309.51	2 pcs
PLATSA frame 60×55×60 cm, white	103.309.72	1 pc
FONNES door 60×180 cm, white	403.310.55	1 pc
FONNES door 60×60 cm, white	403.310.60	1 pc
HJÄLPA standard hinges, 1-p	603.312.00	6 pcs
HJÄLPA shelf, 60×55 cm, white	903.311.66	7 pcs
HJÄLPA adjustable clothes rail, 60-100 cm, white	404.978.28	1 pc
HJÄLPA suspension rail, 55 cm, white, 2-p	605.055.11	1 pc
HJÄLPA pull-out rail for basket, 55 cm, white, 2-p	103.311.94	2 pc
HJÄLPA wire basket, 60×55 cm, white	403.311.83	2 pcs
LÄTTTHET leg, 11 cm, white/metal, 4-p	503.955.94	2 pcs



PLATSA wardrobe with 6 doors, white.

Overall size: 240×57×231 cm

This combination (394.253.52)

Shopping list

PLATSA frame, 60×55×180 cm, white	503.309.51	2 pcs
PLATSA frame 60×55×40 cm, white	903.309.49	2 pcs
PLATSA frame 60×55×60 cm, white	103.309.72	2 pcs
FONNES door 60×180 cm, white	403.310.55	2 pcs
FONNES door 60×40 cm, white	003.310.62	2 pcs
FONNES door 60×60 cm, white	403.310.60	2 pcs
HJALPA standard hinges, 1-p	603.312.00	16 pcs
SPILDRA top for storage module, 60×55 cm, white	203.316.93	2 pcs
HJALPA wire basket, 60×55 cm, white	403.311.83	2 pcs
HJALPA pull-out rail for basket, 55 cm, white, 2-p	103.311.94	2 pcs
HJALPA adjustable clothes rail, 60-100 cm, white	404.978.28	3 pcs
HJALPA suspension rail, 55 cm, white, 2-p	605.055.11	3 pcs
HJALPA shelf, 60×55 cm, white	903.311.66	1 pcs
LÄTTHET leg, 11 cm, white/metal, 4-p	503.955.94	4 pcs



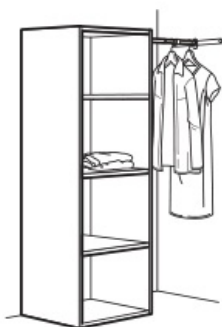
PLATSA wardrobe with 10 doors and 3 drawers, white.

Overall size: 220×57×231 cm

This combination (794.249.54)

Shopping list

PLATSA frame, 80×55×180 cm, white	703.309.45	2 pcs
PLATSA frame, 60×55×180 cm, white	503.309.51	1 pc
PLATSA frame, 80×55×40 cm, white	103.309.48	2 pcs
PLATSA frame, 60×55×40 cm, white	903.309.49	1 pc
SANNIDAL door, 40×180 cm, white	103.955.34	4 pcs
SANNIDAL door, 60×40 cm, white	203.955.38	1 pc
SANNIDAL door, 40×40 cm, white	203.955.43	4 pcs
STRAUMEN mirror door, 60×120 cm, mirror glass	505.063.18	1 pc
HJALPA standard hinges, 1-p	603.312.00	25 pcs
FONNES drawer front, 60×20 cm, white	803.859.23	3 pcs
HJALPA drawer without front, 60×55 cm, white	603.309.79	3 pcs
HJALPA adjustable clothes rail, 60-100 cm, white	404.978.28	3 pcs
HJALPA suspension rail, 55 cm, white, 2-p	605.055.11	3 pcs
HJALPA wire basket, 80×55 cm, white	703.311.86	3 pcs
HJALPA pull-out rail for basket, 55 cm, white, 2-p	103.311.94	3 pcs
HJALPA shelf, 60×55 cm, white	903.311.66	4 pcs
HJALPA shelf, 80×55 cm, white	403.311.64	1 pc
LÄTTHET leg, 11 cm, white/wood, 4-p	103.955.91	3 pcs



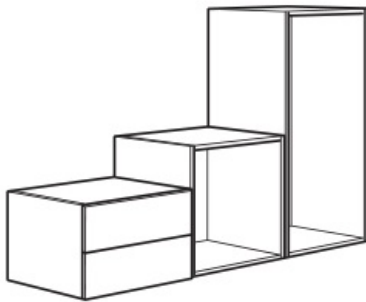
PLATSA wardrobe with 1 door, white/Fonnes white.

Overall size: 90-107×42×181 cm

This combination (394.253.66)

Shopping list

PLATSA frame, 60×40×180 cm, white	903.309.54	1 pc
FONNES door, 60×180 cm, white	403.310.55	1 pc
HJALPA standard hinges, 1-p	603.312.00	4 pcs
HJALPA shelf, 60×40 cm, white	003.311.61	3 pcs
LÄTTHET leg adjustable, white, 4-p	203.311.98	1 pc
HJALPA adjustable clothes rail, 30-47 cm, white	004.978.25	1 pc
HJALPA suspension rail, 40 cm, white 2-p	305.055.22	1 pc
HJALPA fitting for mounting exterior functions, white	905.055.19	1 pc



PLATSA wardrobe with 2 doors and 2 drawers.

White/lively pine effect.

Overall size: 180×57×123 cm

This combination (295.009.88)

Shopping list

FONNES door, 60×60 cm, white	403.310.60	1 pc
FONNES drawer front, 60×20 cm, white	803.859.23	1 pc
HJÄLPA adjustable clothes rail, 60-100 cm, white	404.978.28	1 pc
HJÄLPA drawer without front, 60×55 cm, white	603.309.79	2 pcs
HJÄLPA shelf, 60×55 cm, white	903.311.66	1 pc
HJÄLPA standard hinges, 1-p	603.312.00	5 pcs
HJÄLPA suspension rail, 55 cm, white, 2-p	605.055.11	1 pc
KALBÄDEN door, 60×120 cm, lively pine effect	705.516.30	1 pc
KALBÄDEN drawer front, 60×20 cm, lively pine effect	105.516.66	1 pc
LÄTTHET leg, adjustable, white, 4-p	203.311.98	3 pcs
PLATSA frame, 60×55×40 cm, white	903.309.49	1 pc
PLATSA frame, 60×55×60 cm, white	103.309.72	1 pc
PLATSA frame, 60×55×120 cm, white	503.309.46	1 pc
SPILDRA top for storage module, 60×55 cm, white	203.316.93	3 pcs



PLATSA wardrobe with 8 doors and 3 drawers, white.

Overall size: 340×42×241 cm

This combination (493.365.48)

Shopping list

PLATSA frame 60×40×180 cm, white	903.309.54	2 pcs
PLATSA frame 60×40×60 cm, white	503.309.70	3 pcs
PLATSA frame 80×40×60 cm, white	303.309.71	2 pcs
HJÄLPA drawer without front 60×40, white	603.309.84	3 pcs
FONNES drawer front 60×20 cm, white	803.859.23	3 pcs
SANNIDAL door 40×60 cm, white	503.955.51	4 pcs
SANNIDAL door 60×180 cm, white	003.955.58	1 pc
SANNIDAL door 60×60 cm, white	103.955.48	3 pcs
HJÄLPA shelf, 60×40 cm, white	003.311.61	8 pcs
HJÄLPA shelf, 80×40 cm, white	103.311.65	2 pcs
HJÄLPA clothes rail 60×40 cm, white	604.501.27	1 pc
LÄTTHET suspension rail 60 cm	003.863.75	1 pc
LÄTTHET suspension rail 80 cm	003.311.99	2 pcs
LÄTTHET leg adjustable, white	203.311.98	2 pcs
HJÄLPA hinge, 1-pack	603.312.00	18 pcs



PLATSA wardrobe with 9 doors, white.

Overall size: 260×42×221 cm

This combination (494.253.61)

Shopping list

PLATSA frame 80×40×40 cm, white	103.309.53	1 pc
PLATSA frame 60×40×40 cm, white	703.309.50	1 pc
PLATSA frame 80×40×180 cm, white	303.309.52	1 pc
PLATSA frame 60×40×60 cm, white	503.309.70	2 pcs
PLATSA frame 60×40×180 cm, white	903.309.54	1 pc
FONNES door 40×180 cm, white	003.310.57	2 pcs
FONNES door 40×40 cm, white	803.310.63	2 pcs
STRAUMEN mirror door, 60×120 cm, white	505.063.18	1 pc
FONNES door 60×40 cm, white	003.310.62	1 pc
FONNES door 60×60 cm, white	403.310.60	3 pcs
HJÄLPA standard hinges, 1-p	603.312.00	21 pcs
HJÄLPA wire basket, 80×40 cm, white	203.311.84	1 pc
HJÄLPA pull-out rail for baskets, 40 cm, white, 2 pack	303.311.93	1 pc
HJÄLPA clothes rail, 80×40 cm, white	204.502.14	1 pc
HJÄLPA shelf, 60×40 cm, white	003.311.61	6 pcs
HJÄLPA shelf, 80×40 cm, white	103.311.65	1 pc
SPILDRA top for storage module, 60×40 cm, white	603.317.14	2 pcs
LÄTTHET leg, adjustable, white, 4 pack	203.311.98	4 pcs



PLATSA bed frame with 2 drawers.

Overall size: 140×200×103 cm

This combination (993.029.18)

Shopping list

PLATSA bed frame with storage, 140×200 cm	104.530.86	1 pc
PLATSA frame, 60×40×60 cm, white	503.309.70	1 pc
PLATSA frame, 80×40×60 cm, white	303.309.71	1 pc
FONNES drawer front, 80×20 cm, white	103.859.26	2 pcs
HJÄLPA shelf, 60×40 cm, white	003.311.61	1 pc
HJÄLPA shelf, 80×40 cm, white	103.311.65	1 pc
LÄTTTHET footboard panel, 140×60 cm	504.530.89	1 pc
HJÄLPA drawer without front, 80×40 cm, white	703.309.74	2 pcs



PLATSA bed frame with 4 drawers, white.

Overall size: 140×200×163 cm

This combination (893.264.63)

Shopping list

PLATSA bed frame with storage, 140×200 cm, white	104.530.86	1 pc
PLATSA open shelving unit, 60×40×120 cm, white	104.525.72	1 pc
PLATSA open clothes hanger unit, 80×40×120 cm, white	404.526.03	1 pc
FONNES drawer front, 60×20 cm, white	803.859.23	2 pcs
FONNES drawer front, 80×20 cm, white	103.859.23	2 pcs
HJÄLPA drawer without front, 60×40 cm, white	603.309.84	2 pcs
HJÄLPA drawer without front, 80×40 cm, white	703.309.74	2 pcs
HJÄLPA shelf, 60×40 cm, white	003.311.61	2 pcs
HJÄLPA shelf, 80×40 cm, white	103.311.65	1 pc



PLATSA bed frame with 6 doors and 12 drawers, white.

Overall size: 140×244×203 cm

This combination (093.242.84)

Shopping list

PLATSA bed frame with storage 140×200 cm, white	104.530.86	1 pc
PLATSA frame 60×40×60 cm, white	503.309.70	2 pcs
PLATSA frame 80×40×60 cm, white	303.309.71	2 pcs
PLATSA open shelving unit 80×40×40 cm, white	104.525.48	1 pc
PLATSA open shelving unit 60×40×40 cm, white	804.525.83	1 pc
FONNES door 40×40 cm, white	803.310.63	2 pcs
FONNES door 40×60 cm, white	203.310.61	2 pcs
FONNES door 60×40 cm, white	003.310.62	1 pc
FONNES door 60×60 cm, white	403.310.60	1 pc
FONNES drawer front 60×20 cm, white	803.859.23	9 pcs
FONNES drawer front 80×20 cm, white	103.859.26	3 pcs
HJÄLPA drawer without front 60×40 cm, white	603.309.84	9 pcs
HJÄLPA drawer without front 80×40 cm, white	703.309.74	3 pcs
HJÄLPA shelf, 60×40 cm, white	003.311.61	1 pc
HJÄLPA shelf, 80×40 cm, white	103.311.65	2 pcs
HJÄLPA standard hinges, 1-p	603.312.00	12 pcs



PLATSA wardrobe with 2 doors and 3 drawers, white.

Overall size: 80×42×181 cm

This combination (593.264.69)

Shopping list

PLATSA open clothes hanger unit 80×40×120 cm, white	404.526.03	1 pc
PLATSA frame 80×40×60 cm, white	303.309.71	1 pc
PLATSA frame 80×40×40 cm, white	103.309.53	1 pc
FONNES door 40×40 cm, white	803.310.63	2 pcs
FONNES drawer front 80×20 cm, white	103.859.26	3 pcs
HJÄLPA drawer without front 80×40 cm, white	703.309.74	3 pcs
LÄTTTHET leg, adjustable, white, 4-p	203.311.98	1 pc
HJÄLPA standard hinges, 1-p	603.312.00	4 pcs



PLATSA wardrobe with 3 doors, white.

Overall size: 120×42×181 cm

This combination (193.239.29)

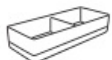
Shopping list

PLATSA open clothes hanging unit, 80×40×120 cm, white	404.526.03	1 pc
PLATSA open shelving unit, 60×40×40 cm, white	804.525.83	1 pc
PLATSA frame, 60×40×120 cm, white	303.309.47	1 pc
PLATSA frame, 80×40×40 cm, white	103.309.53	1 pc
FONNES door, 60×120 cm, white	803.310.58	1 pc
FONNES door, 40×40 cm, white	803.310.63	2 pcs
HJÄLPA shelf, 60×40 cm, white	003.311.61	2 pcs
HJÄLPA standard hinges, 1-p	603.312.00	7 pcs
LÄTTTHET leg, adjustable, white, 4-p	203.311.98	2 pcs
SPILDRA top for storage module, 60×40 cm, white	603.317.14	1 pc
SPILDRA top for storage module, 80×40 cm, white	503.316.96	1 pc

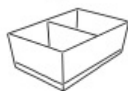
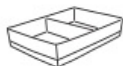
Interior accessories

Complete your new storage solution with your choice of boxes and inserts from our extensive range of interior accessories.

They give you even more options for a smarter way to store all your clothes..

**STUK box with compartments, white.**

20×34×10 cm	604.744.25
20×51×10 cm	604.744.30
20×51×18 cm	804.744.34
34×51×10 cm	904.744.38
34×51×18 cm	904.744.43

**STUK storage case.****White/grey**

34×51×28 cm	403.096.86
55×51×18 cm	403.095.73
71×51×18 cm	503.095.77

**STUK organiser, white.**

26×20×6 cm	805.074.01
------------	------------

**STUK storage with 7 compartments, 30×30×90 cm.**

White/grey	703.708.56
------------	------------

**STUK clothes cover, set of 3.**

White/grey	503.708.76
------------	------------

**RENSHACKA clothes cover, transparent white.**

	505.301.01
--	------------

**RAGGISAR basket, set of 3.**

	903.480.15
--	------------

**HEMMAFIXARE storage case, fabric striped/white/grey.**

44×51×19 cm	205.039.10
34×51×28 cm	905.039.16
34×51×19 cm	905.039.21

**HEMMAFIXARE shoe box, 2 pack.**

25×34×19 cm	405.039.14
-------------	------------

**KOMPLEMENT box, light grey**

15×27×12 cm	104.040.53
25×27×12 cm	404.057.77

**KOMPLEMENT drawer mat, 90×53 cm. Easy to cut out to the desired size.**

Light grey	304.055.65
------------	------------

**KUGGIS box with lid.****White**

13×18×8 cm	404.858.54
18×26×8 cm	202.802.07
26×35×15 cm	602.802.05
37×54×21 cm	102.802.03

**Transparent black**

13×18×8 cm	605.140.30
18×26×8 cm	305.140.36
18×26×15 cm	005.140.33
26×35×15 cm	705.140.39
37×54×21 cm	105.140.42

**KUGGIS insert with 8 compartments, white.**

53×36×6 cm	002.802.08
------------	------------

**TJENA storage box with lid, white.**

18×25×15 cm	103.954.21
35×25×10 cm	903.954.22
25×35×20 cm	603.954.28
32×35×32 cm	404.693.02
35×50×30 cm	903.743.49

**NIMM storage box with lid, black, paper.**

25×35×15 cm	805.181.69
35×50×30 cm	005.200.53





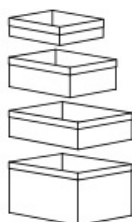
BLÄDDRARE box with lid, grey/patterned.

25×35×15 cm	804.743.92
35×50×30 cm	904.744.00
35×50×15 cm	904.743.96



BLÄDDRARE hanging storage with 7 compartments, grey/patterned.

30×30×90 cm	104.744.04
-------------	------------



BAXNA organiser, grey/white

17×20×6 cm	304.591.72
20×26×10 cm	004.743.72
26×34×10 cm	204.743.66
26×34×18 cm	004.862.90



DRÖNA box, 33×38×33 cm.

Black	302.192.81
White	402.179.55
Dark grey	104.439.74



KVARNVIK storage box with lid.

Grey

18×25×15 cm	704.128.75
25×35×20 cm	104.128.78
32×35×32 cm	104.669.51

Beige

18×26×15 cm	504.668.69
25×35×20 cm	204.594.79
32×35×32 cm	004.594.80



TJOG storage box with lid.

Dark grey

25×36×15 cm	404.776.65
35×56×30 cm	804.776.68

Dark beige

25×36×15 cm	704.746.08
35×56×30 cm	804.746.17



SKOSTALL shoe organiser, black.

11×19×27 cm	305.285.14
-------------	------------



BUMERANG hanger, 5-pack.

Natural	302.385.43
White	702.385.41



BUMERANG shoulder shaper for hanger, white.

702.932.74



BUMERANG skirt hanger, natural.

404.324.79



BUMERANG coat hanger, natural.

904.442.67



STAJLIG hanger in/outdoor, white, 5-p.

002.914.19

Integrated lighting

Make it easier to see what you need and find your favorite outfit faster with integrated lighting for your wardrobe. No more bright lamps or waking your partner to find things in the morning. Instead, you can start your day in a pleasant way as you open your wardrobe and the soft light switches on.



STÖTTA LED lighting strip, battery-operated, white. Developed with PLATSA in mind. The light switches on and off automatically when you open or close the door, so no energy is wasted. Ideal for behind hinged doors and in drawers to light up what you need to see without disturbing others. Batteries are sold separately; 4 pcs AA required (2 for 32 cm version). IKEA recommends LADDA rechargeable batteries. With new, fully charged LADDA AA 2450 mAh rechargeable batteries, one charging will last approx. 1.5 months if the lighting strip is used 5 minutes per day.

32 cm, 50lm	103.600.87
52 cm, 70lm	503.600.90
72 cm, 80lm	903.600.93



SKYDRAG is the LED lighting strip designed for the PLATSA series. You can use the lighting strip under PLATSA wall cabinets and open wall frames or use it to create a cozy light inside the open frames. If you connect the lighting strip to TRÅDFRI driver, you can easily turn on, turn off and dim your lighting as needed.

Anthracite

40 cm	505.291.07
60 cm	305.291.08

White

40 cm	905.291.10
60 cm	105.291.09
80 cm	705.291.11



ROLFSTORP LED lighting, dimmable. Batteries are sold separately. IKEA recommends LADDA rechargeable battery 2450 mAh HR6 AA 1.2V. 3 pieces required.

905.199.17



YTBORG cabinet lighting. The lamp's slim and neat design goes with most styles and is perfect if space is limited between the top of your wardrobe or cabinet and the ceiling. You can easily direct the light where you like since the flexible gooseneck arm can be bent and angled – perfect when it's time for homework, arts and crafts or cuddling up with a good book. Spreads a soft light that creates a cosy atmosphere in the room. The bracket makes it possible to slide the lamp back and forth. You easily attach it with screws – or with double-sided adhesive tape on glass and metal surfaces. You can dim your lighting wirelessly and easily adapt the lighting based on activity. The LED light source consumes up to 85% less energy and lasts 20 times longer than incandescent bulbs. You can easily direct the light where you like since the arm can be bent 180° and the lamp head angled 90°. You can turn up to 6 light sources on and off simultaneously if you complete with ANSLUTA driver. If you also want to be able to dim, choose TRÅDFRI driver and wireless dimmer instead. Sold separately.

Black	105.314.47
White	905.314.48



TVÄRDAG cabinet lighting. The traditional expression of the lamp goes nicely with the cabinets in the HAVSTA and HAUGA series. The metal shade creates a direct light that illuminates your cabinet or wardrobe. If you want the lamp's light to be directed into your display cabinet, just angle the lamp head inwards. Provides a focused light that is good for lighting smaller areas. You can dim your lighting wirelessly and easily adapt the lighting based on activity. The bracket makes it possible to slide the lamp back and forth. You easily attach it with screws – or with double-sided adhesive tape on glass and metal surfaces. The LED light source consumes up to 85% less energy and lasts 20 times longer than incandescent bulbs. You can turn up to 6 light sources on and off simultaneously if you complete with ANSLUTA driver. If you also want to be able to dim, choose TRÅDFRI driver and wireless dimmer instead. Sold separately.

Black	705.314.49
-------	------------



MITTLED LED spotlight, dimmable.

Aluminium-colour	905.286.29
Black	605.286.59
White	205.286.61



ANSLUTA LED driver with cord, 19W, white. You can turn all your connected light sources on and off with a single switch.

704.058.65



LADDA rechargeable batteries. If you're a frequent user of alkaline batteries, over time you can save money, reduce waste and lower your impact on the environment by switching to LADDA rechargeable batteries. By using rechargeable batteries, you'll always have ready-to-use batteries at home and rarely have to buy new ones. LADDA rechargeable batteries 2450 mAh give you approximately 30 percent more operating time than LADDA 1900 mAh.

2450 mAh 505.046.92



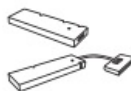
STENKOL battery charger. Four individual charging channels allow you to charge 1 or up to 4 batteries at a time. Turns off automatically when the batteries are fully charged, defective or too hot. Charging time depends on the number of batteries and their energy capacity. For example, 4 high capacity batteries will charge in 8 hours, but 2 high capacity batteries only take 4 hours to charge.

905.064.44



TJUGO battery charger with storage. 8 separate charging channels make it possible to charge 1-8 rechargeable batteries at the same time! When batteries are fully charged, TJUGO switches to stand-by charging so that you can store your batteries in the charger if not using immediately.

004.351.73



TRÅDFRI LED driver for wireless control. To be completed with FÖRNIMMA power supply cord, sold separately. Can be used with TRÅDFRI wireless dimmer and TRÅDFRI gateway. You can connect up to 10 TRÅDFRI LED drivers in one installation using the the intermediate connection cord in between.

Grey, 10W 503.561.87

Grey, 30W 603.426.56



FÖRNIMMA power supply cord 3.5 m. For connection to the mains supply of 1 or up to 10 series connected lamps; use the TRÅDFRI wireless dimmer to turn them all on, off or dim simultaneously.

White 104.468.83



FÖRNIMMA intermediate connection cord 0.7 m. Can be used as a direct connection between TRÅDFRI LED drivers, e.g. between two sections of wall cabinets, with one single connection to the mains supply.

White 903.947.00



FÖRNIMMA intermediate connection cord 2 m. Can be used as a direct connection between TRÅDFRI LED drivers, e.g. between two sections of wall cabinets, with one single connection to the mains supply.

White 303.946.99



DIRIGERA hub for smart products. With DIRIGERA hub and app you can control each light source individually, create different types of lighting settings, and control them by the IKEA Home smart app or personal assistant via for example Apple HomeKit, Amazon Alexa or Google Home.

White 505.034.09



TRÅDFRI wireless dimmer. You can use the dimmer to dim your integrated lighting wirelessly and easily adapt the lighting based on activity.

004.684.32



STYRBAR remote control. With this remote control you can turn on and off, switch between different tones and dim for the right mood.

Stainless steel 004.680.45

White 604.883.66

How to choose integrated lighting

Now you don't need to worry about getting bright light in your eyes or it waking up your partner when you look for clothes.

Instead, you start the day when you open your wardrobe and the soft light from our LED lighting strips turns on. Or choose

cabinet lighting placed on top of the wardrobe to help you see what's on the top shelf also provides a nice and cosy atmosphere in the entire room when the wardrobe doors are closed.

You can even connect to IKEA Smart lighting using the DIRIGERA hub.

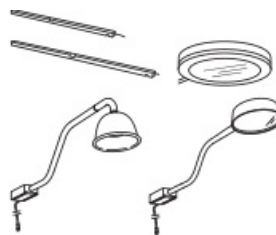
Basic parts



STÖTTA LED lighting strips or ROLFSTORP LED lighting



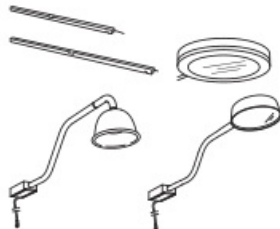
LADDA batteries



SKYDRAG LED lighting strip, MITTLED spotlight, TVÅRDAG or YTBERG cabinet lighting



ANSLUTA driver with cord for ON/OFF function



SKYDRAG LED lighting strip, MITTLED spotlight, TVÅRDAG or YTBERG cabinet lighting



FÖRNIMMA connection cord



FÖRNIMMA power supply cord



STYRBAR or TRÅDFRI wireless dimmer/remote control for more lights function



DIRIGERA hub

See All parts list for more information about each product.

How to choose a driver

There are three LED drivers. Choose based on how many units you want to connect. You can connect up to 3 units to the 10W LED driver, as long as the total wattage does not exceed 10W.

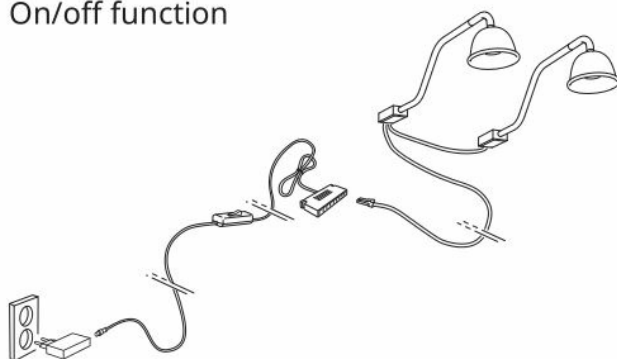
The 30W LED driver can support up to 9 units, max. wattage 30W.

You can connect up to 10 drivers in one installation cord.

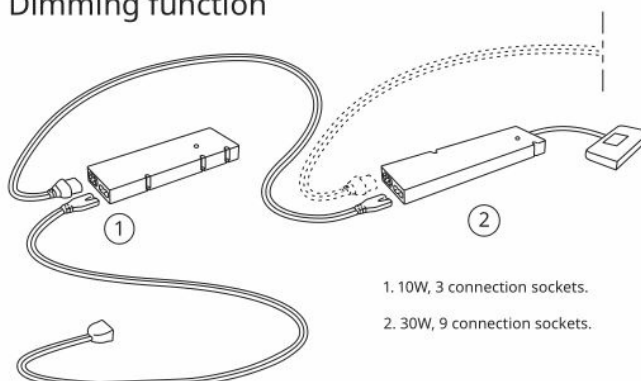
Flashing lights indicate that the maximum wattage of the LED driver is exceeded. If you want to use more than one LED driver, make sure to synchronise each LED driver with the TRÅDFRI wireless dimmer or STYRBAR remote control so that the entire combination can be dimmed at the same time.

Make your cabinet lighting smart by adding the DIRIGERA hub. With the gateway, you can control your lights from the IKEA Home smart app and create a mood together with your other TRÅDFRI lighting.

On/off function



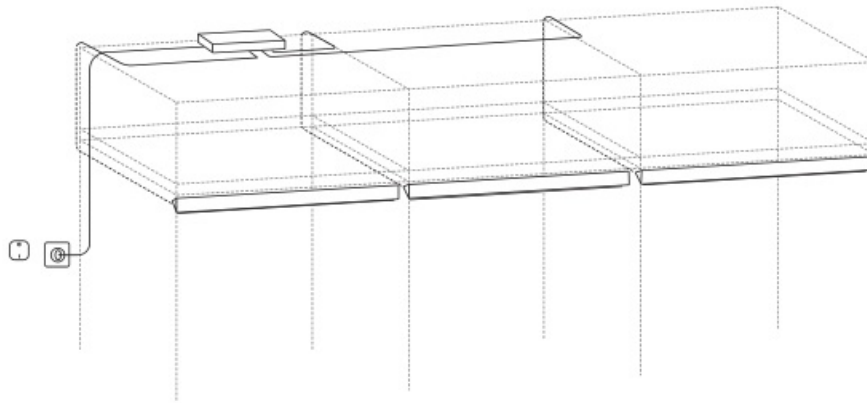
Dimming function



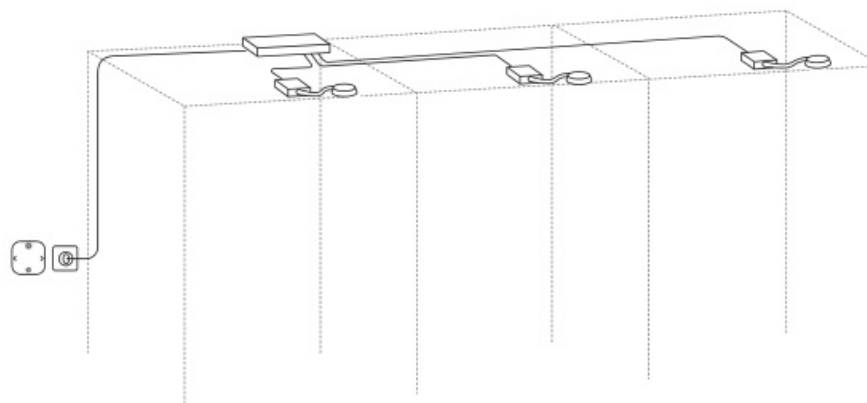
1. 10W, 3 connection sockets.
2. 30W, 9 connection sockets.

How to build integrated lighting

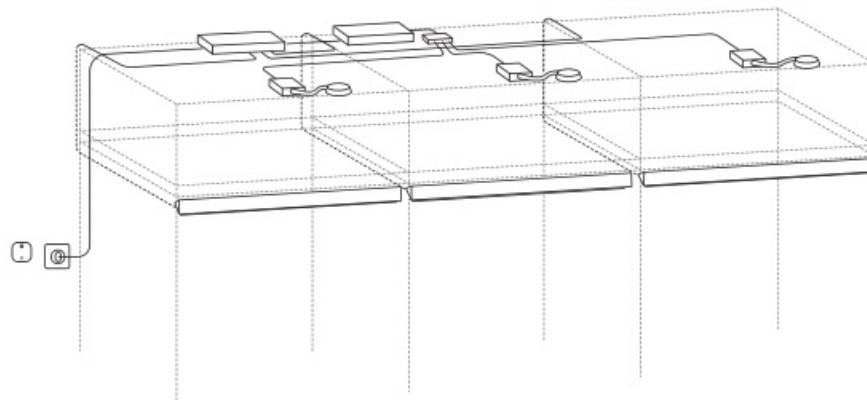
SKYDRAG lighting strips



Cabinet lighting



SKYDRAG and cabinet lighting with and/or wireless dimmer.



Services

We offer a range of services to help you with everything from putting it together to getting it home. Of course, the more you do yourself, the lower the price will be. And the more we do for you, the more you can sit back and relax!

Delivery service

Add our delivery service to your total cost regardless of whether you're shopping online or in your local store. We can deliver the same day/next day within the store delivery area. And, we don't just stop at your front door, we deliver all the way to your room of choice.

Assembly service

We assemble your IKEA furniture in your home following the assembly instructions. The assembly service includes a


free 1-year guarantee on workmanship, and disposal of all packaging in an environmentally friendly way.

It's ok to change your mind



You have 365 days to return your purchase. Keep your receipt safe to make returns easier. You're free to change your mind. Return unused items in their original packaging within 365 days together with proof of purchase for a full refund.

© Inter IKEA Systems B.V. 2016-2023

Documents / Resources

	IKEA PLATSA Frames System [pdf] Instruction Manual PLATSA, PLATSA Frames System, Frames System, System
---	---

References

-  [Hej! Welcome to IKEA Global](#)
-  [Hej! Welcome to IKEA Global](#)
- [User Manual](#)

[Manuals+](#), [Privacy Policy](#)

This website is an independent publication and is neither affiliated with nor endorsed by any of the trademark owners. The "Bluetooth®" word mark and logos are registered trademarks owned by Bluetooth SIG, Inc. The "Wi-Fi®" word mark and logos are registered trademarks owned by the Wi-Fi Alliance. Any use of these marks on this website does not imply any affiliation with or endorsement.