



IKEA Pax and Komplement Wardrobe system User Guide

[Home](#) » [Ikea](#) » **IKEA Pax and Komplement Wardrobe system User Guide** 

Contents

- [1 IKEA Pax and Komplement Wardrobe system](#)
- [2 Product Information](#)
- [3 Product Usage Instructions](#)
- [4 SAFETY](#)
- [5 ASSEMBLY](#)
- [6 Good to know the measurements](#)
- [7 FRAMES](#)
- [8 HOW TO BUILD A CORNER SOLUTION](#)
- [9 CREATE A CORNER SOLUTION](#)
- [10 HINGED DOORS](#)
- [11 CREATE YOUR SLIDING DOOR](#)
- [12 HOW TO COMBINE FRAMES FOR SLIDING DOORS](#)
- [13 SLIDING DOORS](#)
- [14 INTERIOR ORGANIZERS](#)
 - [14.1 INTEGRATED LIGHTING](#)
- [15 BASIC PARTS](#)
- [16 HOW TO BUILD INTEGRATED LIGHTING](#)
- [17 OVER THE CABINET LIGHTING](#)
- [18 INTEGRATED LIGHTING ALL THE PARTS](#)
- [19 PAX/KOMPLEMENT LIMITED WARRANTY](#)
- [20 Care instructions](#)
- [21 SERVICES](#)
- [22 Documents / Resources](#)
 - [22.1 References](#)





Product Information

Specifications

- Includes a free 10-year limited warranty
- Requires assembly
- Requires mounting flush to the wall
- Requires secure wall attachment using suitable hardware (sold separately)

Product Usage Instructions

Assembly

IMPORTANT: Two people are required to assemble this furniture safely.

Creating Your Wardrobe

By combining frames and doors from the PAX series with items from the KOMPLEMENT series of interior organizers, you can create exactly the wardrobe you need. Follow these steps:

1. Use our planning tools to design your wardrobe. You can use the planner found in the PAX area of the store or visit the PAX planner on the IKEA website at [IKEA-USA.com/PAXplanner](https://www.ikea.com/us/en/pax-planner).
2. Choose a pre-designed combination from the ready-made combinations on the web or in the planner gallery, or design your unique combination from scratch.
3. Pick your style by selecting the color of your wardrobe. There is a wide selection of doors available in different colors.
4. Choose interior organizers based on your day-to-day needs. For example, select a pull-out tray with shoe inserts if you have a lot of shoes, or a pants hanger if you have many pants. Deep baskets are suitable for

storing clothes neatly.

Do It Yourself or Let Us Help

You have the option to assemble the wardrobe yourself or take advantage of our service offers, such as home delivery and assembly. Visit [IKEA-USA.com/services](https://www.ikea.com/us/en/service) for more information.

FAQ (Frequently Asked Questions)

Q: Where can I find more detailed product information?

- A: For more detailed product information, refer to the price tag or visit [IKEA-USA.com](https://www.ikea.com/us/en).

Q: Are all products shown in the buying guide available in all stores?

- A: Not all products may be available in all stores. Check the availability at your local store by visiting [IKEA-USA.com](https://www.ikea.com/us/en).

Q: What is the warranty period for the PAX wardrobe system?

- A: The PAX wardrobe system includes a free 10-year limited warranty. Refer to page 23 of the buying guide or visit [IKEA-USA.com/warranty](https://www.ikea.com/us/en/warranty) for more details.
- The PAX wardrobe system includes a free 10-year limited warranty. For details of this guide or visit [IKEA-USA.com/warranty](https://www.ikea.com/us/en/warranty)

SAFETY

- Secure It! Prevent tip-over injury. Furniture with included restraints must be secured to the wall according to the assembly instructions.
- Different wall materials require different types of hardware. Use hardware (sold separately) suitable for the walls in your home.
- PAX frames must be mounted flush to the wall, according to assembly instructions.

ASSEMBLY

Minimum ceiling heights required:

- **D22 $\frac{7}{8}$ ×H79 $\frac{1}{4}$ "**: 82 $\frac{1}{2}$ "
- **D22 $\frac{7}{8}$ ×H93 $\frac{1}{8}$ "**: 95 $\frac{3}{4}$ "
- **IMPORTANT:** Two people are required to assemble this furniture safely.

Create your own wardrobe

- By combining frames and doors from the PAX series with items from the KOMPLEMENT series of interior organizers, you can create exactly the wardrobe you need.

- Or you can choose one of our suggested storage solutions and add or remove interior organizers as you wish. Whatever you choose, the result is a wardrobe to suit both your home and your clothes.

Use our planning tools

- You can create your wardrobe in the planner found in the PAX area of the store or in the comfort of your own home. Just visit the bedroom section of the IKEA website, go to the PAX planner at [IKEA-USA.com/PAXplanner](https://www.ikea.com/usa.com/PAXplanner), and start making a wardrobe uniquely designed for you, you.

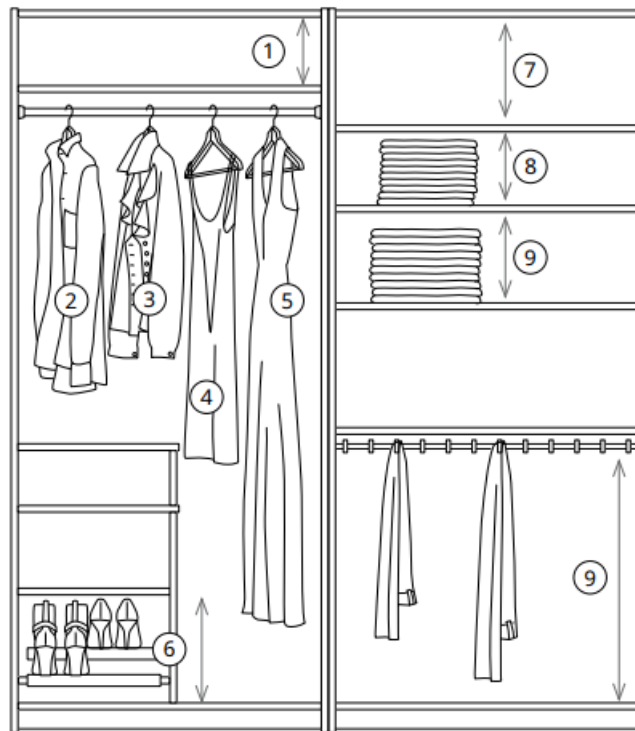
Do it yourself or let us help

- You might well be able to do everything yourself, but you don't have to! Let us help make your wardrobe dream a reality with our service offers like home delivery and assembly. Read more on page 24 of this buying guide or visit [IKEA-USA.com/services](https://www.ikea.com/usa.com/services)
- A high standard of accuracy has been sought in the preparation of this buying guide. We apologize for, but will not be bound by or responsible for, errors and omissions in this buying guide.
- Not all products may be available in all stores. See what is available at your local store by visiting [IKEA-USA.com](https://www.ikea.com/usa.com).
- For more detailed product information, see the price tag or visit [IKEA-USA.com](https://www.ikea.com/usa.com).
- All products shown require assembly. All textiles shown are imported.

Choose your wardrobe

- We have a wide range of PAX/KOMPLEMENT combinations to choose from which you can find in the store or on our website at [IKEA-USA.com](https://www.ikea.com/usa.com).
 - If you don't find a pre-designed solution that you like, you can use our PAX planner to create the perfect solution that suits your needs and tastes.
 - Begin by looking through the ready-made combinations on the web or in the planner gallery and choose one that inspires you.
 - You will then have a pre-designed combination to start from that you can customize to your needs. You can, for example, change the size and the color of the wardrobe, or the interior organizers.
 - You can also use the planner to design your own unique
 - PAX/KOMPLEMENT combination from scratch. There are three simple steps to follow when choosing your wardrobe solution.
1. Choose frames. Consider how much space you have available in your room. It's important to know the maximum height and width of your new wardrobe. Remember, you can also make the most of unused space with corner units.
 2. Pick your style. What color do you want your wardrobe to be? We can offer a wide selection selection of doors in different colors.

Good to know the measurements



- Choose interior organizers. Think through your day-to-day needs. Do you have a lot of shoes? Then a pullout tray with shoe inserts could be a good option for you. Or perhaps you have a lot of pants? Then a pants hanger will come in handy.
- If you keep your summer and winter clothes in the same place, deep baskets will store your clothes neatly away.
- Once you have decided on the interior organizers, it's time to add the finishing touches. Complete your new wardrobe with your choice of boxes and inserts from our extensive range of interior accessories.
- And for a great result, don't forget the integrated lighting! Simple to install and makes it so much easier for you to find the right outfit.
- The PAX/KOMPLEMENT planner helps you to calculate the price of your wardrobe and allows you to print or save a product list that you can bring to the store or use to buy online.
- The planner can be found in the wardrobe area of the store or the comfort of your own home. Just visit the wardrobe department on [IKEA-USA.com](https://www.ikea.com/us/en/) and go to the PAX wardrobe planner: [IKEA-USA.com/PAXplanner](https://www.ikea.com/us/en/paxplanner)
- Hard to know how much space your clothes will take? Here's a useful guide of a few measurements and generic clothes sizes that could come in handy when planning your wardrobe.

1. Plan 7½" to fit HEMMAFIXARE storage boxes.
2. Plan approximately 39" for coats.
3. Plan approximately 32" for blouses.
4. Short dresses need approximately 47".
5. Long garments might need up to 75".
6. Plan 13" for a pull-out shoe shelf.
7. Plan approximately 11" to fit a HEMMAFIXARE storage box.
8. Plan approximately 10" for ten folded t-shirts.
9. Plan approximately 12" for ten folded sweaters.
10. Plan approximately 9-10" for hanging pants.

FRAMES

Width×Depth×Height

Choose frames in the height, width and depth that suits your home. You can choose between 79¼" and 93⅛" high frames, a depth of 13¾" or 22⅞" and a width of 19⅝", 29½" and 39¼". Available colors for each size are listed below.

DEPTH 22⅞", HEIGHT 79¼"



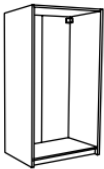
Wardrobe frame 19⅝×22⅞×79¼".

White	702.145.59
Beige*	905.090.27
Dark gray*	505.091.28



Wardrobe frame 29½×22⅞×79¼".

White	702.145.64
Beige*	505.090.34
Dark gray*	005.091.35



Wardrobe frame 39¼×22⅞×79¼".

White	202.145.66
Beige*	205.090.21
Dark gray*	805.091.22

DEPTH 22⅞", HEIGHT 93⅛"



Wardrobe frame 19⅝×22⅞×93⅛".

White	802.145.68
Beige*	305.090.30
Dark gray*	705.091.32



Wardrobe frame 29½×22⅞×93⅛".

White	202.145.71
Beige*	80509037
Dark gray*	40509138



Wardrobe frame 39¼×22⅞×93⅛".

White	502.145.60
Beige*	605.090.24
Dark gray*	105.091.25

DEPTH 13¾", HEIGHT 79¼"



Wardrobe frame 19⅝×13¾×79¼".

White*	602.145.69
Dark gray*	905.092.30



Wardrobe frame 29½×13¾×79¼".

White*	402.119.77
Dark gray*	405.092.37



Wardrobe frame 39¼×13¾×79¼".

White*	902.145.63
Dark gray*	205.092.24

DEPTH 13¾", HEIGHT 93⅛"



Wardrobe frame 19⅝×13¾×93⅛".

White*	402.145.65
Dark gray*	105.092.34



Wardrobe frame 29½×13¾×93⅛".

White*	802.074.93
Dark gray*	605.092.41



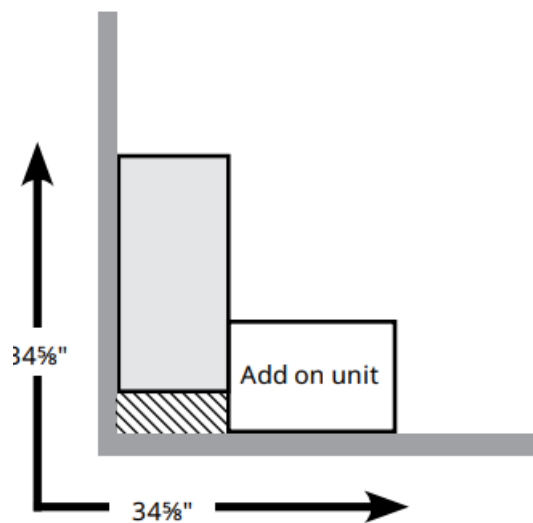
Wardrobe frame 39¼×13¾×93⅛".

White*	002.145.72
Dark gray*	505.092.27

- We are experiencing supply issues with PAX wardrobe frames and cannot guarantee availability at this time. Lead times vary and some frames could take up to six (6) months or more until they are in stock.
- We are working closely with our suppliers to replenish inventory as soon as possible. Please visit [IKEA-USA.com](https://www.ikea.com/us/en/), chat online with us from 9:00 am-10:00pm(ET), call us at 1-888-888-IKEA(4532), or visit your IKEA store to find an alternative solution.

HOW TO BUILD A CORNER SOLUTION

- Here you can see how the add-on unit for the corner frame can be used with other frames. The examples shown here are combinations that work together with hinged doors.
- For open storage solutions, there are even more possibilities — please see more at [IKEA-USA.com/PAX](https://www.ikea.com/us/en/pax/) or ask a co-worker at your local IKEA store.

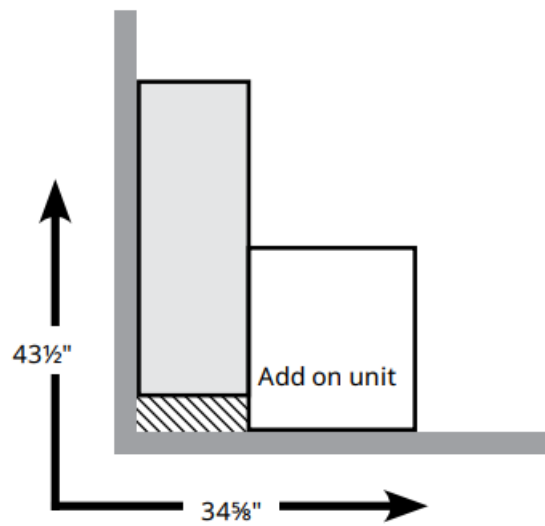


13 3/4" deep add-on unit for corner with one 29 1/2 x 13 3/4" frame.

- Suggestions of interior organizers to use in this combination:
- **Standard frame** 29 1/2 x 13 3/4":
- **Clothes rail** 29 1/2 x 13 3/4"
- **Shelf** 29 1/2 x 13 3/4"
- **Shoe shelf** 29 1/2 x 13 3/4"
- **Multi-use hanger** 13 3/4"

Add-on unit for corner:

- All 13 3/4" deep KOMPLEMENT interior organizers.



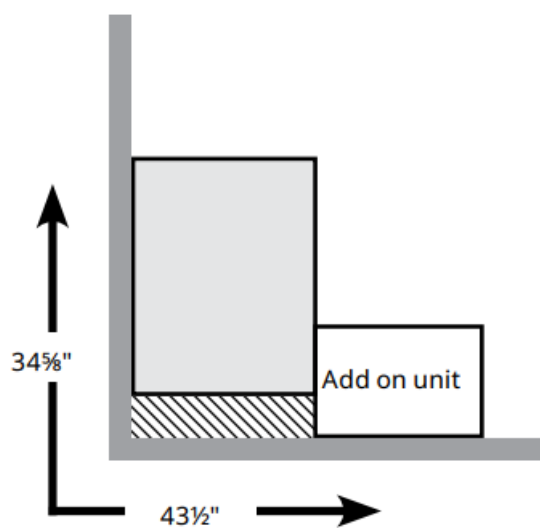
$22\frac{7}{8}"$ deep add-on unit for corner with one $39\frac{1}{4}\times 13\frac{3}{4}"$ frame.

Suggestions of interior organizers to use in this combination:

- **Standard** frame $39\frac{1}{4}\times 13\frac{3}{4}"$:
- **Clothes** rail $39\frac{1}{4}\times 13\frac{3}{4}"$
- **Shelf** $39\frac{1}{4}\times 13\frac{3}{4}"$
- **Shoe** shelf $39\frac{1}{4}\times 13\frac{3}{4}"$
- **Divider** for frame $19\frac{5}{8}"$ with your choice of pull-out interior organizers
- **Multi-use** hanger $13\frac{3}{4}"$

Add-on unit for corner:

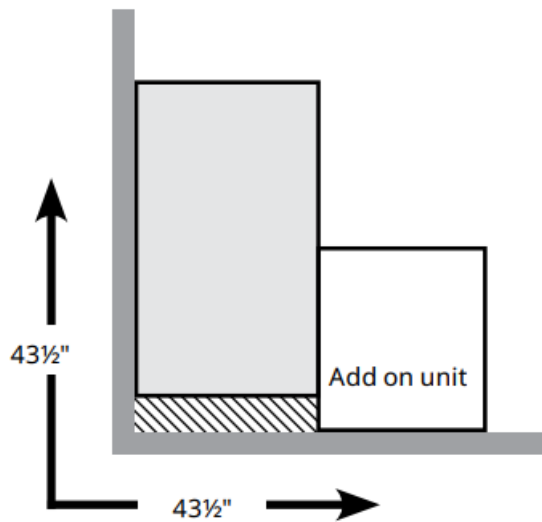
- All $13\frac{3}{4}"$ deep KOMPLEMENT interior organizers. Clothes rail $19\frac{5}{8}\times 22\frac{7}{8}"$ (turn the fixture around).



$13\frac{3}{4}"$ deep add-on unit for corner with one $29\frac{1}{2}\times 22\frac{7}{8}"$ frame.

Suggestions of interior organizers to use in this combination:

- **Standard frame** 29½×22⅞":
- **Clothes rail** 29½×22⅞"
- **Shelf** 29½×22⅞"
- **Multi-use hanger** 22⅞"
- **Add-on unit for corner:** All 13¾" deep KOMPLEMENT interior organizers.



22⅞" deep add-on unit for corner with one 39¼×22⅞" frame.

Suggestions of interior organizers to use in this combination:

- **Standard frame** 39¼×22⅞":
- **Clothes rail** 39¼×22⅞"
- **Shelf** 39¼×22⅞"
- **Divider** for frame 19⅝" with your choice of pull-out interior organizers
- **Multi-use hanger** 22⅞"

Add-on unit for corner:

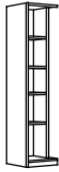
- **All** 13¾" deep KOMPLEMENT interior organizers.
- **Clothes rail** 19⅝×22⅞" (turn the fixture around).

CREATE A CORNER SOLUTION

Width×Depth×Height

- With this add-on unit for corner frames, you can also make use of the corners when building your wardrobe. It fits all frames in the PAX wardrobe system, so all you need to do is combine the add-on unit with the frame that suits your space best.
- No matter which depth or height you choose for your add-on unit, four adjustable shelves are always included. You can also complete with 13¾" interior organizers from the KOMPLEMENT series to create exactly the wardrobe you've dreamed of.

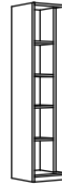
DEPTH 22 $\frac{7}{8}$ ", HEIGHT 79 $\frac{1}{4}$ "



Add-on unit for corner 20 $\frac{1}{2}$ ×22 $\frac{7}{8}$ ×79 $\frac{1}{4}$ ".

White	703.469.32
Dark gray*	605.151.19
Beige*	505.151.10

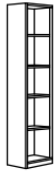
DEPTH 22 $\frac{7}{8}$ ", HEIGHT 93 $\frac{1}{8}$ "



Add-on unit for corner 20 $\frac{1}{2}$ ×22 $\frac{7}{8}$ ×93 $\frac{1}{8}$ ".

White	303.469.34
Dark gray*	205.151.21
Beige*	105.151.12

DEPTH 13 $\frac{3}{4}$ ", HEIGHT 79 $\frac{1}{4}$ "



Add-on unit for corner 20 $\frac{1}{2}$ ×13 $\frac{3}{4}$ ×79 $\frac{1}{4}$ ".

White*	403.469.38
Dark gray*	705.151.14

DEPTH 13 $\frac{3}{4}$ ", HEIGHT 93 $\frac{1}{8}$ "



Add-on unit for corner 20 $\frac{1}{2}$ ×13 $\frac{3}{4}$ ×93 $\frac{1}{8}$ ".

White*	803.469.41
Dark gray*	205.151.16

HINGED DOORS

- Handles and knobs are sold separately except where noted. See our complete range of knobs and handles in the store or at [IKEA-USA.com/knobshandles](https://www.ikea.com/us/en/knobshandles)
- All available hinged doors are listed below. Remember to pick up one 3-pack of KOMPLEMENT hinges for each 76 $\frac{3}{4}$ " tall door, and one 4-pack of KOMPLEMENT hinges for each 90 $\frac{3}{8}$ " tall door.
- If you choose to add doors to a corner frame, remember to purchase a 6-pack of corner-specific hinges for 76 $\frac{3}{4}$ " doors, and an 8-pack for 90 $\frac{3}{8}$ " doors. The soft closing hinges catch the door and close it slowly, silently, and softly.

**BERGSBO Door**

White

19½×76¼" 202.074.10

19½×90¾" 301.604.07

Beige

19½×76¼" 905.109.45

19½×90¾" 505.109.47

Dark gray

19½×76¼" 605.109.37

19½×90¾" 205.109.39

**BERGSBO Door**

White/frosted glass

19½×90¾" 501.604.06

**VIKEDAL Door** Handle included.

Mirror

9¾×76¼" 403.011.24

9¾×90¾" 103.011.25

19½×76¼" 700.233.19

19½×90¾" 300.233.21

**MISTUDDEN Door**

Gray/patterned

19½×76¼" 005.685.49

19½×90¾" 805.685.50

**GRIMO Door**

White

19½×76¼" 403.434.64

19½×90¾" 903.434.66

Gray

19½×76¼" 204.351.86

19½×90¾" 804.351.88

**FARDAL Door**

High-gloss white

9¾×76¼" 703.446.26

9¾×90¾" 503.446.27

19½×76¼" 901.905.24

19½×90¾" 801.905.29

High-gloss light gray

19½×76¼" 603.306.20

19½×90¾" 503.306.06

**TYSSEDAL Door**

White

19½×76¼" 902.981.24

19½×90¾" 402.981.26

**TYSSEDAL Door**

White/glass

19½×90¾" 803.291.97

**REINSVOLL Door**

Gray-beige

19½×76¼" 303.823.47

19½×90¾" 604.731.38

- Handles and knobs are sold separately except where noted. See our complete range of knobs and handles in the store or at [IKEA-USA.com/knobshandles](https://www.ikea.com/us/en/knobshandles)
- All available hinged doors are listed below. Remember to pick up one 3-pack of KOMPLEMENT hinges for each 79¼" tall door, and one 4-pack of KOMPLEMENT hinges for each 93½" tall door.
- If you choose to add doors to a corner frame, remember to purchase a 6-pack of corner-specific hinges for 76¾" doors, and an 8-pack for 90¾" doors. The soft closing hinges catch the door and close it slowly, silently, and softly.



FLISBERGET Door

Light beige

19½×90¾"	603.447.35
----------	------------



ÅHEIM Door

Mirrored glass

9¾×76¾"	204.148.29
---------	------------

9¾×90¾"	004.148.30
---------	------------

19½×76¾"	803.319.30
----------	------------

19½×90¾"	804.100.55
----------	------------



FORSAND Door

White

9¾×76¾"	204.236.02
---------	------------

9¾×90¾"	804.236.04
---------	------------

19½×76¾"	604.423.83
----------	------------

19½×90¾"	104.423.85
----------	------------

Gray stained ash effect

9¾×76¾"	704.939.37
---------	------------

9¾×90¾"	504.939.38
---------	------------

19½×76¾"	404.829.16
----------	------------

19½×90¾"	004.830.41
----------	------------

Beige

19½×76¾"	905.109.26
----------	------------

19½×90¾"	905.109.31
----------	------------

Dark gray

19½×76¾"	405.109.24
----------	------------

19½×90¾"	505.109.28
----------	------------



KOMPLEMENT Soft closing hinges

For doors with a height of 76¾".

3pk	002.145.05
-----	------------

For doors with a height of 90¾".

4pk	302.145.04
-----	------------



KOMPLEMENT Soft closing hinges for add on corner unit

For doors with a height of 76¾".

6pk	103.684.89
-----	------------

For doors with a height of 90¾".

8pk	503.684.92
-----	------------



REPVÅG Door

White stain oak veneer

19½×90¾"	304.278.69
----------	------------



TYSSEDAL Mirror door

19¾×90¾"	004.491.13
----------	------------

- The handles below are developed specially to fit doors for PAX wardrobes. You can find even more knobs and handles to choose from at [IKEA-USA.com/knobshandles](https://www.ikea.com/us/en/knobshandles) and in your local store.

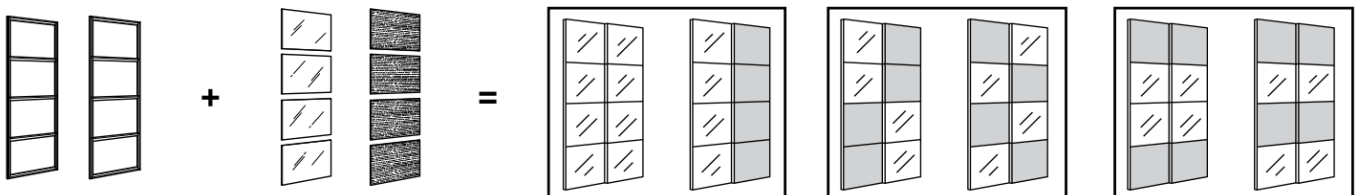


BILLSBRO Handle L87¾"

White	203.343.09
-------	------------

Stainless steel	103.235.99
-----------------	------------

CREATE YOUR SLIDING DOOR

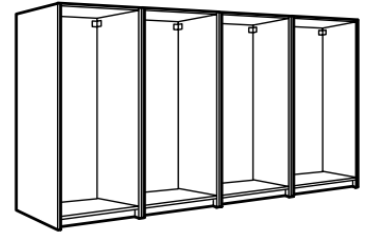
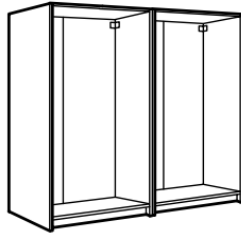
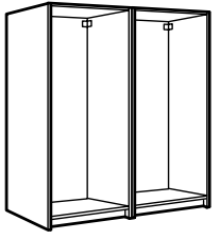


- You can also choose your combination of metal frames and panels for your sliding doors.
- The metal frame is available in white, black, and aluminum, and the panels come in a variety of materials and

colors.

- Choose one frame and two packages of panels for each sliding door.
- You will find all sliding door frames and panels on our website [IKEA-USA.com/PAXplanner](https://www.ikea.com/us/en/pax-planner/)
- You can also create your sliding door in the PAX planning tool or contact staff at the PAX area in the store for more info.

HOW TO COMBINE FRAMES FOR SLIDING DOORS



- **W59" combination**
 - $29\frac{1}{2} + 29\frac{1}{2}$ "
- **W78¾" combination**
 - $39\frac{1}{4} + 39\frac{1}{4}$ "
- **Alternatives:**
 - $39\frac{1}{4} + 19\frac{5}{8} + 19\frac{5}{8}$ "
 - $19\frac{5}{8} + 19\frac{5}{8} + 39\frac{1}{4}$ "
 - $19\frac{5}{8} + 19\frac{5}{8} + 19\frac{5}{8} + 19\frac{5}{8}$ "
- **W118" combination**
 - $29\frac{1}{2} + 29\frac{1}{2} + 29\frac{1}{2} + 29\frac{1}{2}$ "
- **Note:** Two pairs of 59" wide sliding doors are needed to build a 118" wide combination.

SLIDING DOORS

Width×Height

The sliding doors are sold in pairs. The size refers to the total measurement of the two doors together. Add a soft closing device that catches the running doors so that they close slowly, silently, and softly.



HASVIK Pair of sliding doors Includes KOMPLEMENT soft-closing dampers 2pk. We recommend you attach the soft-closing dampers to the sliding door before hanging the door on the frame.

White	
59×79½"	10521537
78¾×79½"	70521539
59×92½"	90521538
78¾×92½"	30521541

Beige	
59×79½"	20510958
78¾×79½"	80510960
59×92½"	40510962
78¾×92½"	00510964

Dark gray	
59×79½"	90510950
78¾×79½"	50510952
59×92½"	10510954
78¾×92½"	60510956



GRIMO Pair of sliding doors * Includes KOMPLEMENT soft closing dampers 2pk.

White	
59×79½"	20521527
78¾×79½"	20521532
59×92½"	80521529
78¾×92½"	80521534



HOKKSUND Pair of sliding doors, high-gloss* Includes KOMPLEMENT soft-closing dampers 2pk.

Light gray with aluminum metal frame	
59×79½"	094.397.08
59×92½"	694.397.10
78¾×92½"	594.397.15



MEHAMN Double sided pair of sliding doors* Double sided, wooden effect. Includes KOMPLEMENT soft-closing dampers 2pk.

White/white stained oak with aluminum metal frame

59×79½"	794.397.62
59×92½"	094.397.70
79×79½"	594.397.77
79×92½"	894.397.85



AULI Pair of sliding doors with mirror glass* Includes KOMPLEMENT soft-closing dampers 2pk.

Mirrored glass with aluminum metal frame

59×79½"	294.379.06
59×92½"	694.379.09
78¾×79½"	094.379.12
78¾×92½"	394.379.15



BJÖRNÖYA Pair of sliding doors with mirror glass*

Includes KOMPLEMENT soft-closing dampers 2pk.

Gray tinted effect with aluminum metal frame

59×79½"	894.396.86
59×92½"	494.396.88
78¾×79½"	894.396.91
78¾×92½"	494.396.93



SVARTISDAL Pair of sliding doors with mirror glass*

Includes KOMPLEMENT soft-closing dampers 2pk.

White paper effect with aluminum metal frame

59×79½"	294.397.88
59×92½"	894.397.90
78¾×79½"	294.397.93
78¾×92½"	794.397.95



TJODALYNG Double sided pair of sliding doors with mirror glass* Includes KOMPLEMENT soft-closing dampers 2pk.

Light green/dark blue with aluminum metal frame

59×79½"	694.398.14
59×92½"	194.398.16
79×79½"	794.398.18
79×92½"	394.398.20

- The door is divided into three packages. Please use a packing list to ensure you collect one door frame and two packages of door panels for each door.
- We recommend you attach the soft-closing dampers to the sliding door before hanging the door on the frame.

INTERIOR ORGANIZERS

FITS 22⅞" DEEP FRAMES



KOMPLEMENT Clothes rail

White	
19"	902.568.93
29½"	402.568.95
39"	302.568.91
Dark gray	
19"	402.569.42
29½"	002.569.44
39"	802.569.40



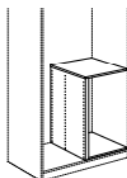
KOMPLEMENT Shelf

White	
For 19"×22½"	302.779.59
For 29½"×22½"	902.779.61
For 39"×22½"	702.779.57
Beige	
For 19"×22½"	605.090.43
For 29½"×22½"	705.090.47
For 39"×22½"	405.090.39
Dark gray	
For 19"×22½"	905.091.45
For 29½"×22½"	105.091.49
For 39"×22½"	605.091.42



KOMPLEMENT Glass shelf

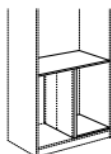
White	
For 19"×22½"	002.576.46
For 29½"×22½"	802.576.47
For 39"×22½"	702.576.38
Beige	
For 19"×22½"	005.091.16
For 29½"×22½"	405.091.19
For 39"×22½"	705.091.13
Dark gray	
For 19"×22½"	605.091.56
For 29½"×22½"	005.091.59
For 39"×22½"	305.091.53



KOMPLEMENT Divider for frame 29½"-39"×22½"

Fits 29½" and 39" wide PAX frames, 22½" deep.

White	602.463.96
Beige	105.091.06
Dark gray	005.092.15



KOMPLEMENT Divider for frame 37"×22½"×32½"

Fits 39" wide PAX frames, 22½" deep.

Beige	305.091.10
Dark gray	405.092.18



KOMPLEMENT Mesh basket To be used with KOMPLEMENT pull-out rail for basket 22½", sold separately.

White	
19"×22½"	102.573.06
29½"×22½"	202.573.15
39"×22½"	002.572.98
Dark gray	
19"×22½"	602.573.04
29½"×22½"	702.573.13
39"×22½"	402.572.96



KOMPLEMENT Pull-out rails for baskets 22½".

Dark gray	102.632.32	2pk
White	302.632.45	2pk

FITS 22½" DEEP FRAMES



KOMPLEMENT Drawer

White

19½×22½"	102.463.08
29½×22½"	102.463.32
39½×22½"	902.463.52

Beige

19½×22½"	605.090.76
29½×22½"	005.090.79
39½×22½"	505.090.72

Dark gray

19½×22½"	205.091.96
29½×22½"	605.091.99
39½×22½"	905.091.93



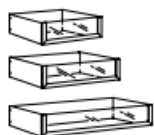
KOMPLEMENT Drawer with framed front

White

19½×22½"	704.466.01
29½×22½"	104.466.04
39½×22½"	504.465.98

Dark gray

19½×22½"	105.095.16
29½×22½"	505095.19
39½×22½"	805.095.13



KOMPLEMENT Drawer with glass front

White

19½×22½"	702.466.83
29½×22½"	102.466.95
39½×22½"	202.467.08

Beige

19½×22½"	505.090.86
29½×22½"	905.090.89
39½×22½"	205.090.83

Dark gray

19½×22½"	105.092.05
29½×22½"	505.092.08
39½×22½"	805.092.02



KOMPLEMENT Drawer with framed glass front

White

19½×22½"	304.470.23
29½×22½"	604.470.26
39½×22½"	904.470.20

Dark gray

19½×22½"	905.096.59
29½×22½"	905.096.64
39½×22½"	505.096.56

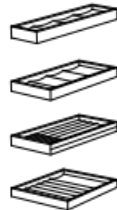


KOMPLEMENT Pull-out tray Combines with different inserts and shoe racks, see organizing accessories.

White	
19 1/2"×22 1/2"	202.463.60
29 1/2"×22 1/2"	302.463.74
39 1/2"×22 1/2"	702.463.86

Beige	
19 1/2"×22 1/2"	805.090.99
29 1/2"×22 1/2"	005.091.02
39 1/2"×22 1/2"	405.090.96

Dark gray	
19 1/2"×22 1/2"	105.091.87
29 1/2"×22 1/2"	505.091.90
39 1/2"×22 1/2"	805.091.84



KOMPLEMENT Insert for pull-out tray, Light gray

To fit KOMPLEMENT pull-out tray 19 1/2"×22 1/2" you will need: one KOMPLEMENT insert 9"×22 1/2" and one KOMPLEMENT insert 5 1/4"×22 1/2" or one KOMPLEMENT insert 15 1/4"×22 1/2"
To fit KOMPLEMENT pull-out tray 29 1/2"×22 1/2" you will need: two KOMPLEMENT inserts 9"×22 1/2" and one KOMPLEMENT insert 5 1/4"×22 1/2" or one KOMPLEMENT insert 9"×22 1/2" and one KOMPLEMENT insert 15 1/4"×22 1/2"
To fit KOMPLEMENT pull-out tray 39 1/2"×22 1/2" you will need: two KOMPLEMENT inserts 9"×22 1/2" and one KOMPLEMENT insert 15 1/4"×22 1/2" or three KOMPLEMENT inserts 9"×22 1/2" and one KOMPLEMENT insert 5 1/4"×22 1/2"

5 1/4"×20 3/4" with four compartments	704.040.26
9"×20 3/4" with four compartments	504.040.32
9"×20 3/4" for jewelry	304.040.28
15 1/4"×20 3/4" with compartments	504.040.27



KOMPLEMENT Pull-out pants hanger

White	
19 1/2"×22 1/2"	304.465.37
29 1/2"×22 1/2"	704.465.40
39 1/2"×22 1/2"	004.465.34

Beige	
19 1/2"×22 1/2"	905.090.65
29 1/2"×22 1/2"	305.090.68
39 1/2"×22 1/2"	605.090.62

Dark gray	
19 1/2"×22 1/2"	205.091.77
29 1/2"×22 1/2"	405.091.81
39 1/2"×22 1/2"	105.091.73



KOMPLEMENT Pull-out shoe shelf

Dark gray	
19 1/2"×22 1/2"	702.574.69
29 1/2"×22 1/2"	302.574.71
39 1/2"×22 1/2"	102.574.67

White	
19 1/2"×22 1/2"	802.574.64
29 1/2"×22 1/2"	302.574.66
39 1/2"×22 1/2"	002.574.63



KOMPLEMENT Pull-out multi-use hanger 22 1/2".

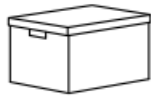
White	802.624.89
-------	------------

INTERIOR ACCESSORIES

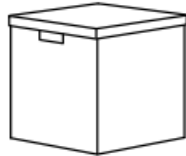
FITS 22 1/8" DEEP FRAMES Width×Depth×Height



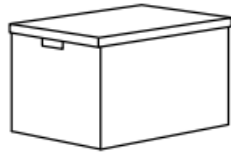
KOMPLEMENT Multi-use hanger White
12½×28¼" 603.872.11



TJENA Storage box White
9¾×13¾×7¾" 603.954.28



12½×13¾×12½" 404.693.02



13¾×19¾×11¾" 903.743.49



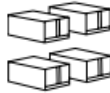
TJOG Storage box with lid Dark gray
9¾×14¼×6" 404.776.65



12½×12¼×11¾" 204.776.71



RAGGISAR Tray Dark gray
11¾×15¾" 103.480.19



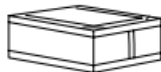
SKUBB Shoe boxes White
8¾×13×6¼" 403.002.85 4pk



SKUBB Boxes White
Two of each: 5½×5½×5½", 11×5½×5½" and 11×11×5½" 205.385.42 set of 6



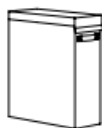
SKUBB Storage case 17¼×21¾×7½"
White 803.000.47
Dark gray 804.729.82



SKUBB Storage case 27¼×21¾×7½"
White 203.000.50
Dark gray 904.729.86



SKUBB Storage case 36½×21¾×7½"
White 603.000.48
Dark gray 904.729.91



SKUBB Laundry bag with stand White
8¾×21¾×25½" 902.240.48



SKUBB Storage with six compartments 13¾×17¾×49½"
White 403.000.49
Dark gray 504.729.93



HEMMAFIXARE Shoe boxes, 2pk, 9×13×7".

Fabric stripe/white/gray	105.260.97	2pk
--------------------------	------------	-----



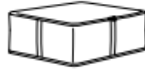
HEMMAFIXARE Storage case 13½×20×7½".

Fabric stripe/white/gray	905.260.98
--------------------------	------------



HEMMAFIXARE Storage case 13½×20×11".

Fabric stripe/white/gray	705.260.99
--------------------------	------------



HEMMAFIXARE Storage case 17¼×20×7½".

Fabric stripe/white/gray	305.261.00
--------------------------	------------



HEMMAFIXARE Storage case 27¼×20×7½".

Fabric stripe/white/gray	105.261.01
--------------------------	------------



KUGGIS Box with lid 14½×21¼×8¼".

White	102.802.03
Transparent black	105.140.42
Turquoise	104.768.27



STUK Storage with seven compartments 11¾×11¾×35½".

White/gray	404.813.04
------------	------------

INTERIOR ORGANIZERS

Organize all your shoes, ties, bed linen, lingerie, scarves, pants, handbags, shoes, jewelry etc. The KOMPLEMENT series perfectly matches the different doors and frames in the PAX series.

The width and depth of KOMPLEMENT articles are stated to match the dimensions of the corresponding frame, actual dimensions vary.

FITS 13¾" DEEP FRAMES



KOMPLEMENT Clothes rail

White

19 1/8"×13 3/4"	504.464.52
29 1/2"×13 3/4"	804.464.55
39 3/8"×13 3/4"	104.464.49

Dark gray

19 1/8"×13 3/4"	905.094.66
29 1/2"×13 3/4"	305.094.69
39 3/8"×13 3/4"	605.094.63



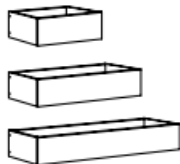
KOMPLEMENT Shelf

White

For 19 1/8"×13 3/4"	402.779.92
For 29 1/2"×13 3/4"	702.779.95
For 39 3/8"×13 3/4"	002.779.89

Dark gray

For 19 1/8"×13 3/4"	205.094.55
For 29 1/2"×13 3/4"	605.094.58
For 39 3/8"×13 3/4"	905.094.52



KOMPLEMENT Drawer

White

19 1/8"×13 3/4"	302.467.22
29 1/2"×13 3/4"	702.467.44
39 3/8"×13 3/4"	702.467.58

Dark gray

19 1/8"×13 3/4"	105.095.02
29 1/2"×13 3/4"	405.095.05
39 3/8"×13 3/4"	005.094.99



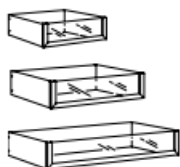
KOMPLEMENT Drawer with framed front

White

19 1/8"×13 3/4"	804.465.92
29 1/2"×13 3/4"	104.465.95
39 3/8"×13 3/4"	404.465.89

Dark gray

19 1/8"×13 3/4"	205.095.25
29 1/2"×13 3/4"	805.095.27
39 3/8"×13 3/4"	705.095.23



KOMPLEMENT Drawer with framed glass front

White

19 1/8"×13 3/4"	204.470.14
29 1/2"×13 3/4"	504.470.17
39 3/8"×13 3/4"	804.470.11



KOMPLEMENT Pull-out tray

White

19 5/8"×13 3/4"	504.339.87
29 1/2"×13 3/4"	904.339.90
39 3/8"×13 3/4"	204.339.84

Dark gray

19 5/8"×13 3/4"	105.094.89
29 1/2"×13 3/4"	505.094.92
39 3/8"×13 3/4"	705.094.86



KOMPLEMENT Pull-out pants hanger

White

19 5/8"×13 3/4"	804.465.49
29 1/2"×13 3/4"	204.465.52
39 3/8"×13 3/4"	604.465.45

Dark gray

19 5/8"×13 3/4"	605.094.77
29 1/2"×13 3/4"	805.094.81
39 3/8"×13 3/4"	505.094.73



KOMPLEMENT Shoe shelf

White

19 5/8"×13 3/4"	602.572.57
29 1/2"×13 3/4"	802.572.61
39 3/8"×13 3/4"	502.572.53

Dark gray

39 3/8"×13 3/4"	902.572.51
-----------------	------------



KOMPLEMENT Pull-out multi-use hanger D13 3/4"

White	302.569.09
Dark gray	702.571.86



KOMPLEMENT Mesh basket To be completed with KOMPLEMENT pull-out rail for basket 13 3/4". Sold separately.

19 5/8"×13 3/4".	
Dark gray	402.573.00
White	002.573.02

29 1/2"×13 3/4".	
Dark gray	702.573.08
White	102.573.11

39 3/8"×13 3/4".	
Dark gray	302.572.92
White	902.572.94



KOMPLEMENT Pull-out rails for baskets 13 3/4".

Dark gray	902.632.33	2pk
White	602.632.44	2pk

FITS 13 3/4" DEEP FRAMES Width×Depth×Height



KOMPLEMENT Multi-use hanger White

12½×28¼"

603.872.11



TJENA Storage box White

9¾×13¾×7¾"

603.954.28



12½×13¾×12½"

404.693.02



TJOG Storage box with lid Dark gray

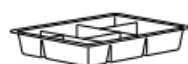
9¾×14¼×6"

404.776.65



12½×12¼×11¾"

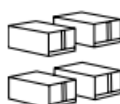
204.776.71



RAGGISAR Tray Dark gray

11¾×15¾×2¾"

103.480.19



SKUBB Shoe boxes White

8¾×13½×6¼"

403.002.85 4pk



SKUBB Boxes White

Two of each: 5½×5½×5½",

11×5½×5½" and 11×11×5½"

205.385.42 set of 6



STUK Box with compartments White

7¾×13½×4"

204.744.27



7¾×20×4"

404.744.31



7¾×20×7"

504.744.35



STUK Storage case 13½×20×11".

White/gray

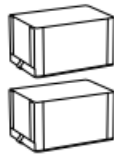
004.813.01



STUK Storage with seven compartments 11¾×11¾×35½".

White/gray

404.813.04



HEMMAFIXARE Shoe boxes 9×13×7".

Fabric stripe/white/gray 105.260.97 2pk



HEMMAFIXARE Storage case 13½×20×7½".

Fabric stripe/white/gray 905.039.21



HEMMAFIXARE Storage case 13½×20×11".

Fabric stripe/white/gray 905.039.16

INTEGRATED LIGHTING

HOW TO CHOOSE

- Now you don't need to worry about getting bright light in your eyes or it waking up your partner when you look for clothes.
- Instead, you start the day when you open your wardrobe and the soft light from our LED lighting strips turns on. Or choose cabinet lighting placed on top of the wardrobe to help you see what's on the top shelf also provides a nice and cozy atmosphere in the entire room when the wardrobe doors are closed. You can even connect to IKEA Smart lighting using the DIRIGERA hub.

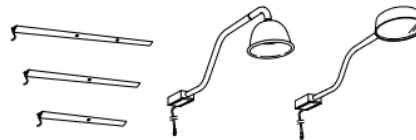
BASIC PARTS



STÖTTA LED lighting strips



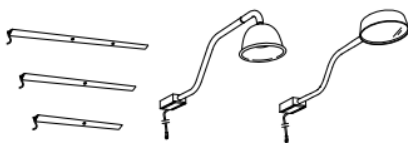
LADDA Batteries, rechargeable



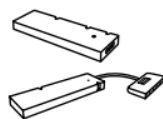
ÖVERSIDAN, TVÄRDAG or YTBERG



ANSLUTA for ON/OFF function



ÖVERSIDAN, TVÄRDAG or YTBERG



TRÄDFRI
LED driver



ANSLUTA power supply cord and
intermediate connection cord.



STYRBAR remote control/
RODRET wireless dimmer/power
switch for more lights function



DIRIGERA hub

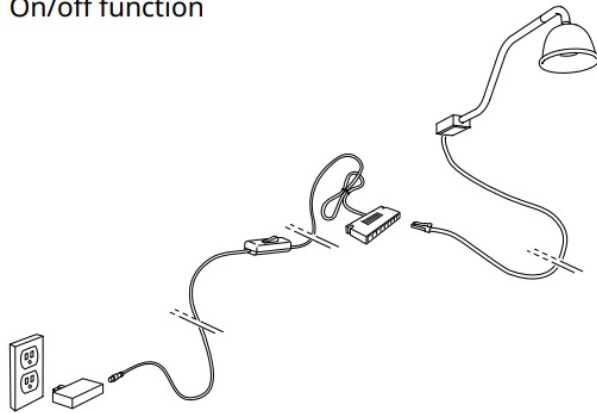
See ALL THE PARTS for more information about each product.

HOW TO CHOOSE A DRIVER

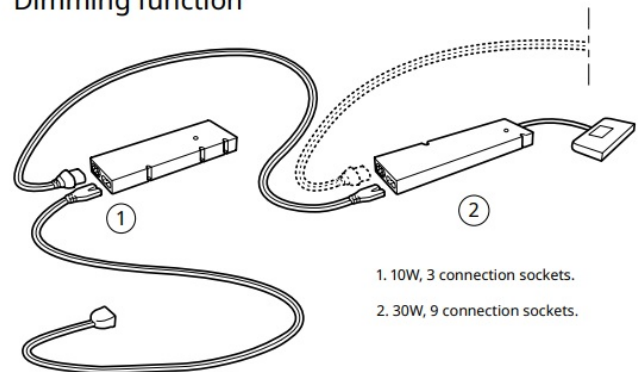
- There are two LED drivers. Choose based on how many units you want to connect.
- You can connect up to 3 units to the 10W
- LED driver, as long as the total wattage does not exceed 10W.
- The 30W LED driver can support up to 9 units, max. wattage 30W.
- You can connect up to 10 drivers in one installation cord.

- Flashing lights indicate that the maximum wattage of the LED driver is exceeded.
- If you want to use more than one LED driver make sure to synchronize each one with the TRÅDFRI remote control so that the entire combination can be dimmed at the same time.
- Make your cabinet lighting smart by adding the DIRIGERA hub. With the hub, you can control your lights from the IKEA Home smart app and create a mood in keeping with your other TRÅDFRI lighting.

On/off function

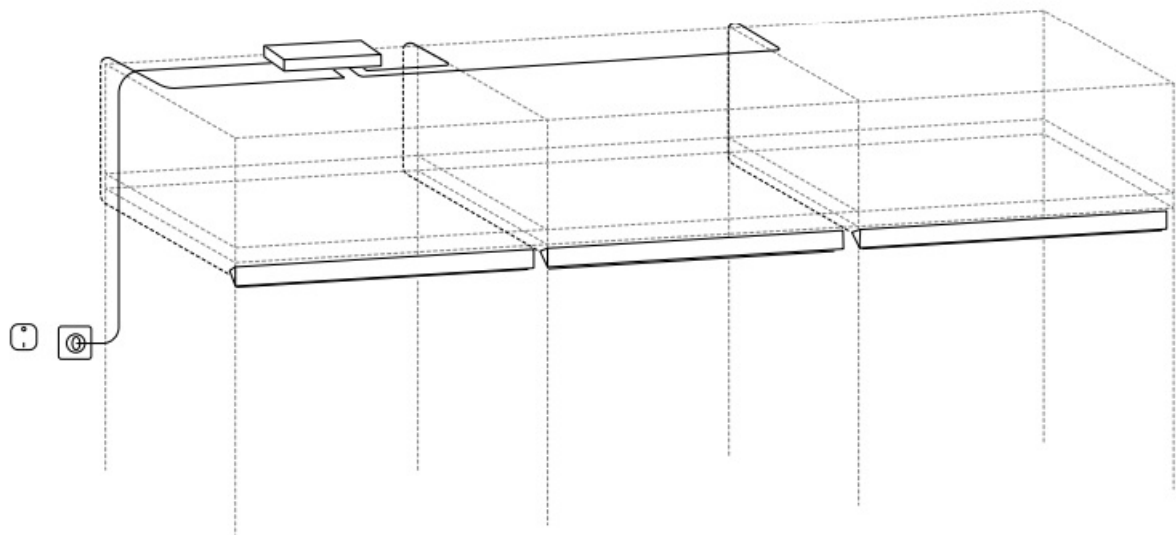


Dimming function

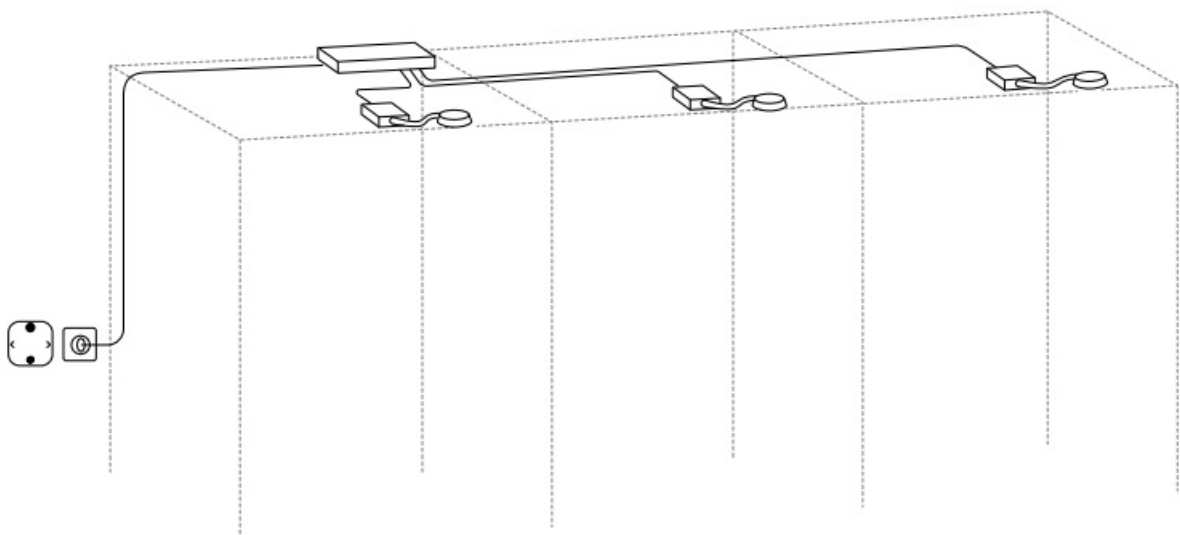


HOW TO BUILD INTEGRATED LIGHTING

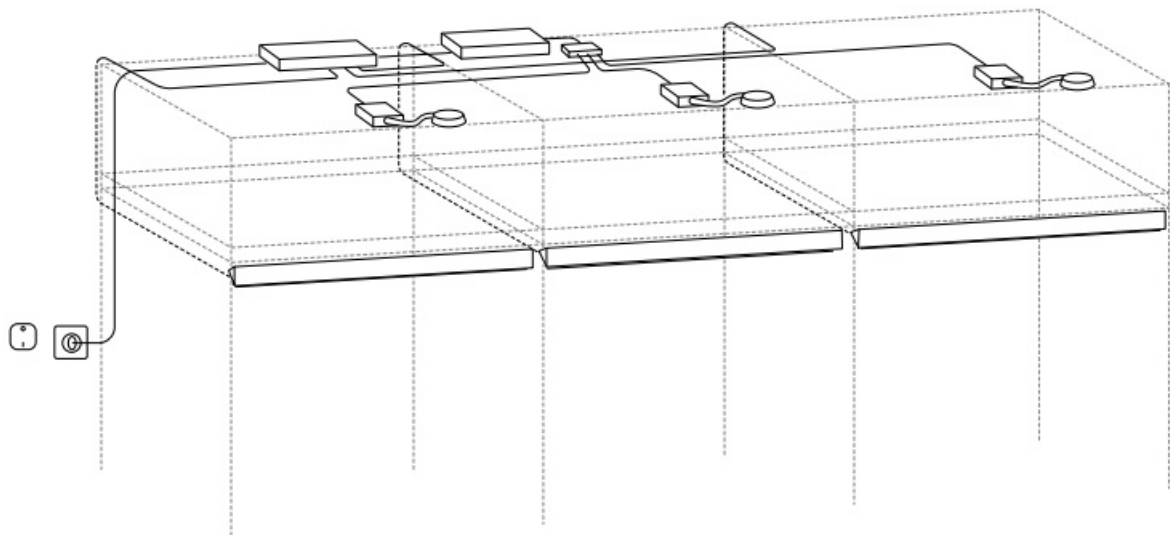
ÖVERSIDAN lighting strips



cabinet lighting

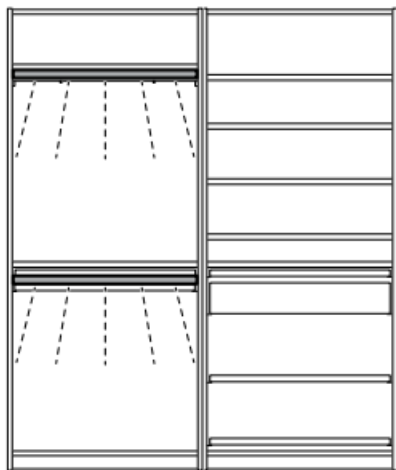


ÖVERSIDAN and cabinet lighting with smart lighting remote



INTEGRATED LIGHTING SOLUTIONS — COMBINATIONS

- Here you can find some integrated lighting solutions for the PAX wardrobe.
- In these solutions, we placed the ÖVERSIDAN lighting strips to help you find everything you are looking for in your beautiful new wardrobe.
- Remember that you can personalize your lighting solution based on your personal needs.



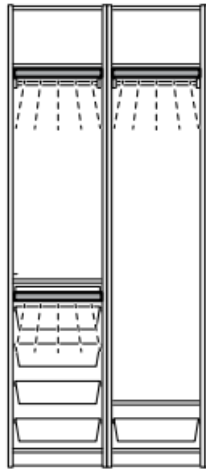
- **PAX combination, total size: W78¾x D17⅝x H93⅙".** Complete the combination with.



ÖVERSIDAN/TRÅDFRI Lighting kit	
White	694.422.32

Parts included in this lighting kit:

ÖVERSIDAN LED wardrobe lighting strip with sensor, 38", dimmable	2 pcs
TRÅDFRI Driver for wireless control, 10W	1 pc
ANSLUTA Power supply cord, 11'6"	1 pc



- **PAX combination**, total size: W39 $\frac{3}{8}$ ×D23 $\frac{5}{8}$ ×H93 $\frac{1}{8}$ ". Complete the combination with



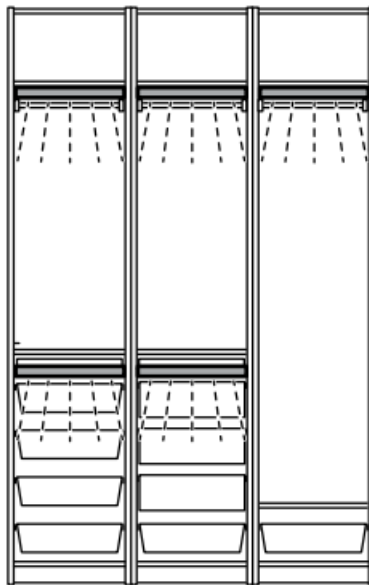
ÖVERSIDAN/TRÅDFRI Lighting kit

Gray

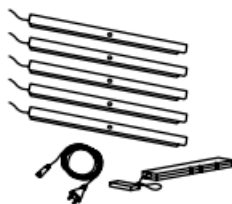
704.750.33

Parts included in this lighting kit:

ÖVERSIDAN LED wardrobe light strip with sensor, 18", dimmable	3 pcs
TRÅDFRI Driver for wireless control, 10W	1 pc
ANSLUTA Power supply cord, 11'6"	1 pc



- **PAX combination**, total size: W59×D23 $\frac{5}{8}$ ×H93 $\frac{1}{8}$ ". Complete the combination with



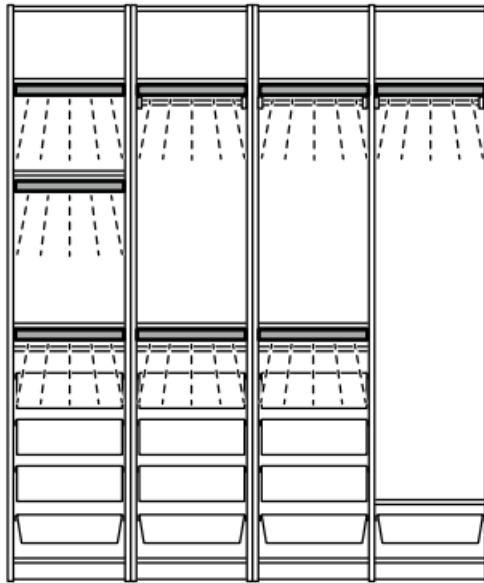
ÖVERSIDAN/TRÅDFRI Lighting kit

Beige

894.422.45

Parts included in this lighting kit:

ÖVERSIDAN LED wardrobe lighting strip with sensor, 18", dimmable	5 pcs
TRÅDFRI driver for wireless control, 30W	1 pc
ANSLUTA Power supply cord, 11'6"	1 pc



- **PAX combination, total size:** W78¾xD23⅝xH93⅛". Complete the combination with



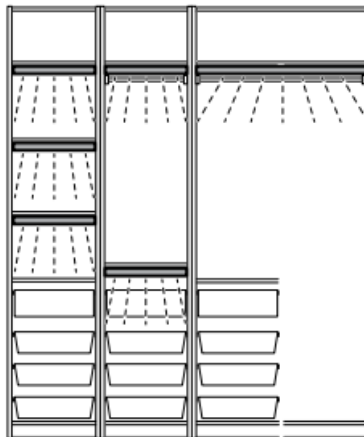
ÖVERSIDAN/TRÅDFRI Lighting kit

Beige

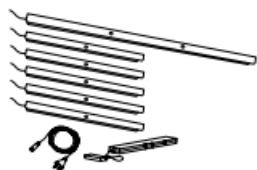
005.246.83

Parts included in this lighting kit:

ÖVERSIDAN LED wardrobe light strip with sensor, 18", dimmable	8 pcs
TRÅDFRI Driver for wireless control, 30W	1 pc
ANSLUTA Power supply cord, 11'6"	1 pc



- **PAX combination, total size:** W78¾xD23⅝xH93⅛". Complete the combination with



ÖVERSIDAN/TRÅDFRI Lighting kit

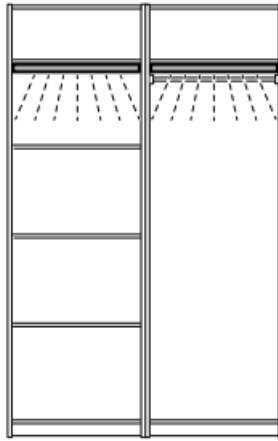
Beige 594.422.75

White 294.422.86

Dark gray 704.750.33

Parts included in this lighting kit:

ÖVERSIDAN LED wardrobe lighting strip with sensor, 18", dimmable	5 pcs
ÖVERSIDAN LED wardrobe light strip with sensor, 38", dimmable	1 pc
TRÅDFRI Driver for wireless control, 30W	1 pc
ANSLUTA Power supply cord, 11'6"	1 pc



- **PAX combination, total size: W59×D23⁵/₈×H93¹/₈".** Complete the combination with

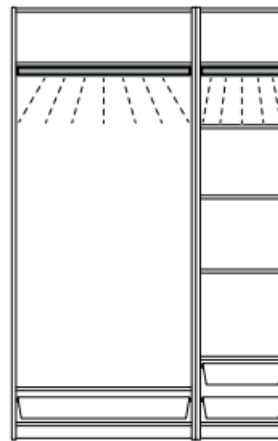


ÖVERSIDAN/TRÅDFRI Lighting kit

White	494.427.80
Beige	894.427.97
Dark gray	394.428.08

Parts included in this lighting kit:

ÖVERSIDAN LED wardrobe strip with sensor, 28", dimmable	2 pcs
TRÅDFRI Driver for wireless control, 10W	1 pc
ANSLUTA Power supply cord, 11'6"	1 pc



- **PAX combination, total size: W59×D23⁵/₈×H93¹/₈".** Complete the combination with

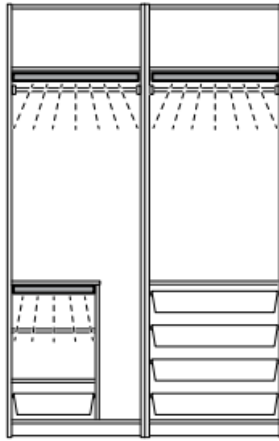


ÖVERSIDAN/TRÅDFRI Lighting kit

Beige	194.423.24
White	294.427.57
Dark gray	494.423.13

Parts included in this lighting kit:

ÖVERSIDAN LED wardrobe light strip with sensor, 18", dimmable	1 pc
ÖVERSIDAN LED wardrobe light strip with sensor, 38", dimmable	1 pc
TRÅDFRI Driver for wireless control, 10W	1 pc
ANSLUTA Power supply cord, 11'6"	1 pc



- **PAX combination, total size:** W59×D26×H93 $\frac{1}{8}$ ". Complete the combination with

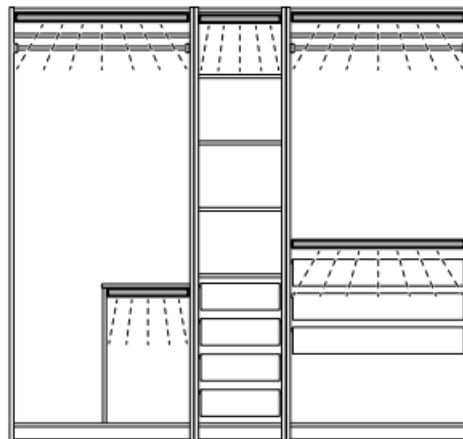


ÖVERSIDAN/TRÅDFRI Lighting kit

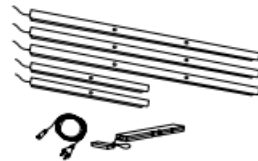
White	494.428.22
Beige	494.428.36

Parts included in this lighting kit:

ÖVERSIDAN LED wardrobe strip with sensor, 28", dimmable	2 pcs
ÖVERSIDAN LED wardrobe strip with sensor, 18", dimmable	1 pc
TRÅDFRI Driver for wireless control, 30W	1 pc
ANSLUTA Power supply cord, 11'6"	1 pc



- **PAX combination, total size:** W98 $\frac{3}{8}$ ×D23 $\frac{5}{8}$ ×H93 $\frac{1}{8}$ ". Complete the combination with

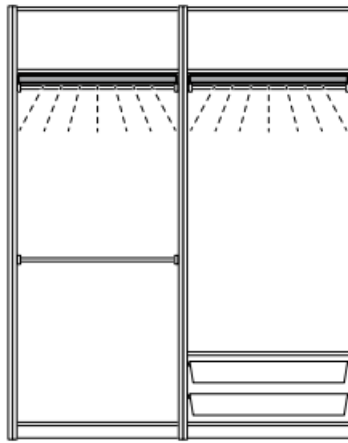


ÖVERSIDAN/TRÅDFRI Lighting kit

Beige	794.428.49
Gray	094.428.62

Parts included in this lighting kit:

ÖVERSIDAN LED wardrobe light strip with sensor, 18", dimmable	2 pcs
ÖVERSIDAN LED wardrobe light strip with sensor, 38", dimmable	3 pcs
TRÅDFRI Driver for wireless control, 30W	1 pc
ANSLUTA Power supply cord, 11'6"	1 pc



- **PAX combination, total size:** W78³/₄×D23⁵/₈×H93¹/₈". Complete the combination with

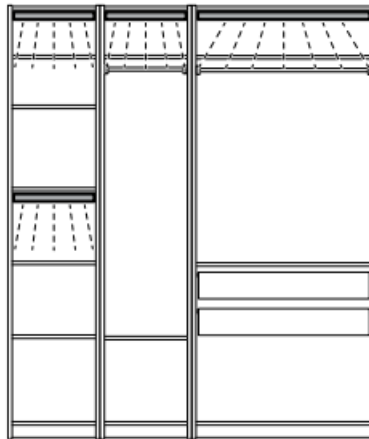


ÖVERSIDAN/TRÅDFRI Lighting kit

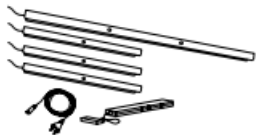
Dark gray 794.429.05

Parts included in this lighting kit:

ÖVERSIDAN LED wardrobe strip with sensor, 38", dimmable	2 pcs
TRÅDFRI Driver for wireless control, 10W	1 pc
ANSLUTA Power supply cord, 11'6"	1 pc



- **PAX combination, total size:** W78³/₄×D23⁵/₈×H93¹/₈". Complete the combination with

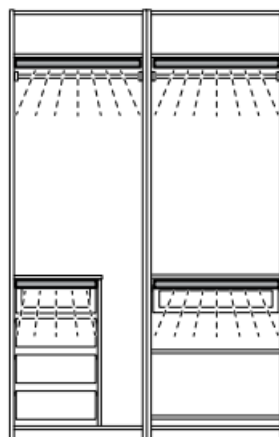


ÖVERSIDAN/TRÅDFRI Lighting kit

Gray 094.428.76

Parts included in this lighting kit:

ÖVERSIDAN LED wardrobe light strip with sensor, 18", dimmable	3 pcs
ÖVERSIDAN LED wardrobe light strip with sensor, 38", dimmable	1 pc
TRÅDFRI Driver for wireless control, 30W	1 pc
ANSLUTA Power supply cord, 11'6"	1 pc



- **PAX combination, total size:** W59×D26×H93 $\frac{1}{8}$ ". Complete the combination with

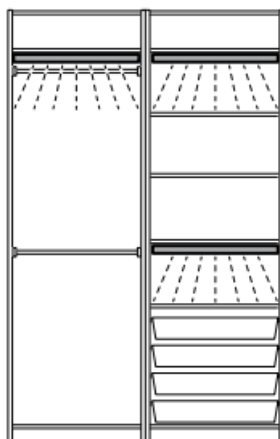


ÖVERSIDAN/TRÅDFRI Lighting kit

White	894.429.19
-------	------------

Parts included in this lighting kit:

ÖVERSIDAN LED wardrobe light strip with sensor, 28", dimmable	3 pcs
ÖVERSIDAN LED wardrobe light strip with sensor, 18", dimmable	1 pc
TRÅDFRI Driver for wireless control, 30W	1 pc
ANSLUTA Power supply cord, 11'6"	1 pc



- **PAX combination, total size:** W59×D26×H93 $\frac{1}{8}$ ". Complete the combination with

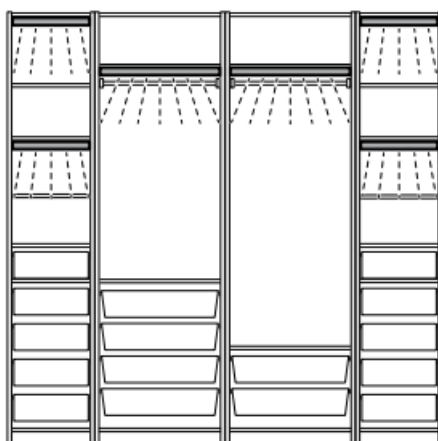


ÖVERSIDAN/TRÅDFRI Lighting kit

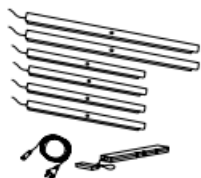
White	994.429.33
Beige	394.429.74
Dark gray	294.429.60

Parts included in this lighting kit:

ÖVERSIDAN LED wardrobe light strip with sensor, 28", dimmable	3 pcs
TRÅDFRI Driver for wireless control, 10W	1 pc
ANSLUTA Power supply cord, 11'6"	1 pc



- **PAX combination, total size:** W98 $\frac{3}{8}$ ×D26×H93 $\frac{1}{8}$ ". Complete the combination with



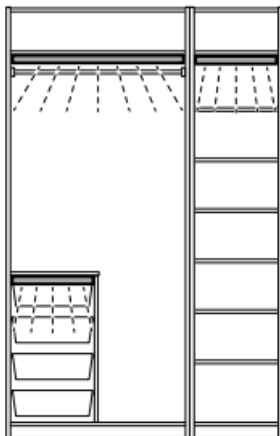
ÖVERSIDAN/TRÅDFRI Lighting kit

White

594.429.87

Parts included in this lighting kit:

ÖVERSIDAN LED wardrobe strip with sensor, 28", dimmable	2 pcs
ÖVERSIDAN LED wardrobe strip with sensor, 18", dimmable	4 pcs
TRÅDFRI Driver for wireless control, 30W	1 pc
ANSLUTA Power supply cord, 11'6"	1 pc



- **PAX combination, total size: W59×D23⁵/₈×H93¹/₈".** Complete the combination with



ÖVERSIDAN/TRÅDFRI Lighting kit

Beige

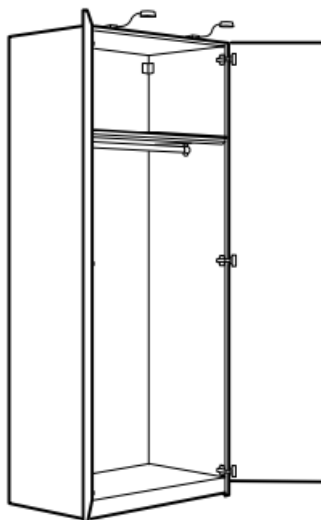
994.429.47

Parts included in this lighting kit:

ÖVERSIDAN LED wardrobe strip with sensor, 18", dimmable	2 pcs
ÖVERSIDAN LED wardrobe strip with sensor, 38", dimmable	1 pc
TRÅDFRI Driver for wireless control, 30W	1 pc
ANSLUTA Power supply cord, 11'6"	1 pc

OVER THE CABINET LIGHTING

- TVÄRDRAK and YTBERG are the cabinet's best friends — they light things up and spread a soft light that creates a cozy atmosphere in the room.
- They also provide a focused light that is good for lighting smaller areas. Use them on top of a wardrobe in the bedroom, or together with storage in the living room, kitchen, or hallway.



YTBERG combination



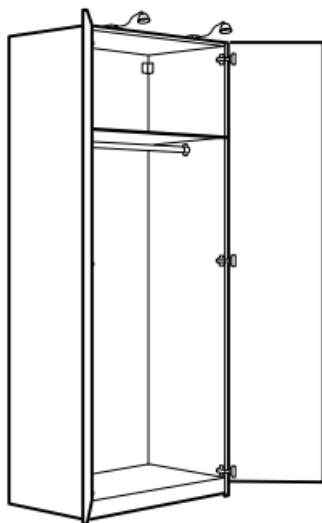
YTBERG/TRÅDFRI Lighting kit

Black	394.946.75
White	094.947.09



YTBERG/TRÅDFRI Lighting kit

Black	595.203.91
White	794.947.20



TVÄRDRAG combination



TVÄRDRAG/TRÅDFRI Lighting kit, two lamps

Black	094.947.33
-------	------------



TVÄRDRAG/TRÅDFRI Lighting kit, four lamps

Black	894.950.74
-------	------------

INTEGRATED LIGHTING ALL THE PARTS



STÖTTA LED cabinet lighting strip with sensor*

Easy to place anywhere as it is battery operated and does not need to be connected to the mains supply. The light switches on and off automatically when you open or close the door so no energy is wasted. Batteries are sold separately; 2-AA required for the 13"; 4-AA for the 20" and 28". IKEA recommends LADDA rechargeable batteries. Only for wardrobes with hinged doors. White

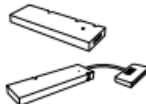
13"	103.600.87
20"	503.600.90
28"	903.600.93



ÖVERSIDAN LED Wardrobe lighting strip with sensor*

Three different fixtures are included — adapted for mounting the light strip under a shelf, under the top panel, or in wardrobes with sliding doors. To be completed with TRÅDFRI LED driver and ANSLUTA power cord, sold separately. Dimmable.

18"	
Beige, 2.3W	005.246.83
White, 2.3W	204.750.40
Dark gray, 2.3W	704.750.33
28"	
Beige, 3.5W	405.246.95
White, 3.5W	204.750.64
Dark gray, 3.5W	804.750.56
38"	
Beige, 4.6W	205.246.96
White, 4.6W	604.750.19
Dark gray, 4.6W	304.750.11



TRÅDFRI LED driver To be completed with ANSLUTA power supply cord, sold separately. These drivers will pair with TRÅDFRI dimmer and STYRBAR remote control for wireless operation. You can connect up to 10 TRÅDFRI LED drivers in one installation.

Up to 10W capacity, connect up to 3 units.	103.561.89
Up to 30W capacity, connect up to 9 units.	603.426.61



DIRIGERA Hub for smart products

With DIRIGERA hub and app you can control each light source individually, create different types of lighting settings, and control them by the IKEA Home smart app or personal assistant via Apple HomeKit, Amazon Alexa or Google Home.

White	505.034.14
-------	------------



ANSLUTA Power supply cord White. For connecting your TRÅDFRI LED driver or multiple drivers to house power outlet. Press the cord switch for manual operations such as turning them all on and off simultaneously. Or for "smart" operations, pair your TRÅDFRI LED driver with TRÅDFRI dimmer or STYRBAR remote control. Add the DIRIGERA hub and manage operations using the IKEA Home smart app.

L11'6"	301.214.11
--------	------------



ANSLUTA Intermediate connection cord

White. Allows you to connect several LED drivers together with only one connection to the main power outlet.

L28"	401.199.26
L79"	601.199.25



ANSLUTA LED Driver with power cord Turn all connected light sources on and off with a single switch. (No dimming is possible with this driver.) Connect up to 6 units to the LED driver, as long as the total wattage does not exceed 19W. If you also want to be able to dim, choose TRÅDFRI driver and remote control instead. Sold separately. White

11'6"	904.058.45
-------	------------



TVÄRDAG Cabinet lighting A lovely traditional cabinet lamp. The metal shade creates a direct light that illuminates your cabinets. If you want the lamp's light to be directed into your display cabinet, just angle the lamp head inwards. You can turn up to 6 light sources on and off simultaneously if you complete with ANSLUTA driver. If you also want to be able to dim, choose TRÅDFRI driver and STYRBAR remote control instead, sold separately. Black

Black, 1.5W	405.168.41
-------------	------------



YTBERG Cabinet lighting The lamp's slim and neat design goes with most styles and is perfect if space is limited between the top of your wardrobe or cabinet and the ceiling. You can easily direct the light where you like since the flexible gooseneck arm can be bent and angled. Spreads a soft light that creates a cozy atmosphere in the room. You can dim your lighting wirelessly and easily adapt the lighting based on activity. The LED light source consumes up to 85% less energy and lasts 20 times longer than incandescent bulbs. You can turn up to 6 light sources on and off simultaneously if you complete with ANSLUTA driver. If you also want to be able to dim, choose TRÅDFRI driver and STYRBAR remote control instead. Sold separately.

Black	105.278.98
White	505.168.31



RODRET Wireless dimmer/power switch You can add up to 10 light sources so that they all switch on, off or are dimmed at the same time.

White	805.598.00
-------	------------



STYRBAR Remote control Now it's easy for anyone to use smart lighting. STYRBAR remote control allows you to control multiple light sources with a click. Create atmosphere by dimming and adjusting color and warmth of the lights. Can only be used with IKEA smart lighting products. Works with IKEA Home smart app. 2-AAA batteries are required. Best powered with LADDA rechargeable batteries. Sold separately.

Stainless steel	504.636.15
White	804.883.70



LADDA Rechargeable batteries Reduce waste and save money by recharging your batteries. Charging and reusing batteries is a good choice for the environment and practical too since you always have batteries at hand when you need them.

AA 2450mAh HR06 1.2V	505.046.92	4pk
AA 1900mAh HR06 1.2V	005.098.14	4pk
AAA 750mAh HR03 1.2V	905.098.19	4pk



STENKOL Battery charger Four individual charging channels allow you to charge 1 or up to 4 batteries at a time. Suitable both for AA and AAA rechargeable NIMH batteries. Turns off automatically when the batteries are fully charged, defective or too warm.

Gray-green	505.065.25
------------	------------

PAX/KOMPLEMENT LIMITED WARRANTY

- PAX wardrobes and KOMPLEMENT interior organizers have a free 10-year limited warranty.
- Everyday life at home puts high demands on wardrobes. PAX/KOMPLEMENT wardrobes and interior organizers endure rigorous tests to meet our strict standards for quality, strength, and durability.
- The PAX/KOMPLEMENT wardrobes and interior organizers are tested under the highest standards in residential applications.
- That means we can offer you a 10-year limited warranty that covers PAX/KOMPLEMENT wardrobes and interior organizers marked with the logo above, against defects in materials and workmanship.

- This limited warranty is subject to the terms and conditions stated here.

How long is this limited warranty valid?

- The limited warranty for PAX/KOMPLEMENT wardrobes and interior organizers remains in force for ten (10) years and is valid from the date of purchase.
- The original purchase receipt is required as proof of purchase.

What is covered under this limited warranty?

- This limited warranty applies to residential use only, and covers defects in material and workmanship in the following components of the PAX/KOMPLEMENT wardrobes and interior organizers:
- Frames
- Hinged doors and hinges
- Dividers for frames and shelf inserts.
- Sliding doors and sliding door mechanism
- KOMPLEMENT interior organizers

Products not covered under this limited warranty

- KOMPLEMENT insert for pull-out tray, KOMPLEMENT jewelry insert for pull-out tray, KOMPLEMENT divider for pull-out tray, and KOMPLEMENT trays, 3-pack.

What will IKEA do to correct the problem?

- IKEA will examine the product and decide, at its sole discretion, if it is covered under this limited warranty. If considered covered, IKEA through its service operations, will then, at its sole discretion, either repair the defective product or replace it with the same or a comparable product. If it is covered by this limited warranty, IKEA will pay the costs of repairs, spare parts, labor, and travel for repair staff, that IKEA incurs, provided that the product is accessible for repair without special expenditure. This does not apply to any repair work not authorized by IKEA. Replaced parts become the property of IKEA. If the item is no longer sold by IKEA, IKEA will provide an appropriate replacement.
- It is IKEA that determines, at its sole discretion, what constitutes an appropriate replacement.

What is not covered under this limited warranty?

- This limited warranty does not apply to products that have been stored or installed incorrectly, used inappropriately, abused, misused, altered, or cleaned with the wrong cleaning methods or cleaning products.
- This limited warranty does not cover normal wear and tear, cuts, scratches, or damage caused by impacts or accidents.
- This limited warranty does not apply if products have been placed outdoors or in a humid environment, e.g., a bathroom.
- This limited warranty does not cover consequential or incidental damages.
- For customers in the US only: Some states do not allow the limitation or exclusion of incidental or

consequential damage, so this limitation or exclusion may not apply to you.

Care instructions

- Assemble according to the assembly instructions and secure the wardrobe frames by attaching them flush to a wall. Keep in mind that different wall materials require different types of hardware.
- If you are uncertain, contact your local hardware specialist. Follow the recommended weight loads.
- Wipe clean with a cloth dampened in a mild cleaner. Then wipe clean with a dry cloth.

How country and state law applies

- This limited warranty gives you specific legal rights and is in addition to your statutory legal rights.

How to reach us if you need service

- Contact your local IKEA store. You will find the store addresses at [IKEA-USA.com/directions](https://www.ikea.com/us/en/directions)

SAVE THE SALES RECEIPT!

- It is your proof of purchase and is required for the limited warranty to apply.

SERVICES

- IKEA products are designed to be taken home and assembled by you.
- That way, you'll save the most money.
- But if you would like some help, we can offer a range of services.
- Assembly and delivery services are fulfilled by an Independent Service Provider.
- Contact your local IKEA store or visit the IKEA website for details: [IKEA-USA.com/services](https://www.ikea.com/us/en/services)

DELIVERY SERVICE



- Most of our products are designed and packaged so that you can take them home yourself. If you prefer, we can arrange for delivery of your purchases directly to your home or business.
- Same day, next day or same week deliveries are available. We can also arrange for delivery at a later date if you would like.
- Services and prices may vary, please see [IKEA-USA.com/services](https://www.ikea.com/us/en/services) or talk to us in your local IKEA store.

IKEA Projekt Credit Card




- Your dream home is now within reach and more affordable than ever. With the IKEA Projekt Credit Card*, you don't have to put off loving every room in your home.
- Credit card offers are subject to approval.
- IKEA Projekt Credit Card Accounts are issued by Comenity Capital Bank.
- To learn more visit [IKEA-USA.com/creditcard](https://www.IKEA-USA.com/creditcard) or drop by your local IKEA store.
- © Inter IKEA Systems B.V. 2009/2017/2019
- Valid as of January 1, 2024 posting. Prices and availability of products are subject to change without notice. Please see [IKEA-USA.com](https://www.IKEA-USA.com) or your local IKEA store for the most up to date pricing.

TASKRABBIT ASSEMBLY SERVICE



- All IKEA products are designed to be assembled by you, but you don't have to. We've partnered with TaskRabbit to connect you with a network of independent 'Taskers' who can provide quick and convenient assembly and mounting services for your IKEA purchases made online and in stores. You can schedule assembly service for as soon as the same day, with the Tasker of your choice. Visit [TaskRabbit.com/IKEA](https://www.TaskRabbit.com/IKEA) or see aco-worker for more details.

Documents / Resources

	<p>IKEA Pax and Komplement Wardrobe system [pdf] User Guide Pax and Komplement Wardrobe system, Pax and Komplement, Wardrobe system, system</p>
---	---

References

-  [Shop Affordable Home Furnishings & Home Goods - IKEA](#)
-  [IKEA Credit Cards - IKEA](#)
-  [Shop Affordable Home Furnishings & Home Goods - IKEA](#)
-  [Shop Affordable Home Furnishings & Home Goods - IKEA](#)
-  [IKEA Services - IKEA](#)
-  [Product Warranties - IKEA](#)
-  [IKEA Furniture Assembly Services | TaskRabbit](#)
- [User Manual](#)

