

IKEA LEDLJUS LED String Light with 24 Lights Instruction Manual

IKEA LEDLJUS LED String Light with 24 Lights Instruction Manual



Contents

- [1 IMPORTANT SAFETY INSTRUCTIONS](#)
- [2 USE AND CARE INSTRUCTIONS](#)
- [3 Installation](#)
- [4 Customer Service](#)
- [5 Documents / Resources](#)

IMPORTANT SAFETY INSTRUCTIONS

When using electrical products, basic precautions should always be followed including the following:

READ AND FOLLOW ALL SAFETY INSTRUCTIONS

Do not use seasonal products outdoors unless marked suitable for indoor and outdoor use.

When products are used in outdoor applications, connect the product to a Ground Fault Circuit Interrupting (GFCI) outlet. If one is not provided, contact a qualified electrician for proper installation.

This seasonal use product is not intended for permanent installation or use.

Do not mount or place near gas or electric heaters, fireplaces, candles or other similar sources of heat.

Do not secure the wiring of the product with staples or nails, or place on sharp hooks or nails.

Do not let lamps rest on the supply cord or on any wire.

Unplug the product when leaving the house, when retiring for the night, or if left unattended.

This is an electric product – not a toy!

To avoid risk of fire, burns, personal injury and electric shock it should not be played with or placed where small

children can reach it.

Do not use this product for other than its intended use.

Do not hang ornaments or other objects from cord, wire, or light string.

Do not close doors or windows on the product or extension cords as this may damage the wire insulation.

Do not cover the product with cloth, paper or any material not part of the product when in use.

Read and follow all instructions that are on the product or provided with the product.



CAUTION!

Strangulation hazard.

Hang out of reach of young children

USE AND CARE INSTRUCTIONS

When the product is placed on a live tree, the tree should be well maintained and fresh. Do not place on live trees in which the needles are brown or break off easily. Keep the tree holder filled with water.

If the product is placed on a tree, the tree should be well secured and stable.

Before using or reusing, inspect product carefully. Discard any products that have cut, damaged, or frayed wire insulation or cords, cracks in the lampholders or enclosures, loose connections, or exposed copper wire.

When storing the product, carefully remove the product from wherever it is placed, including trees, branches, or bushes, to avoid any undue strain or stress on the product conductors, connections, and wires.

When not in use, store neatly in a cool, dry location protected from sunlight.

This device complies with part 15 of the FCC Rules. Operation is subjected to the following two conditions:

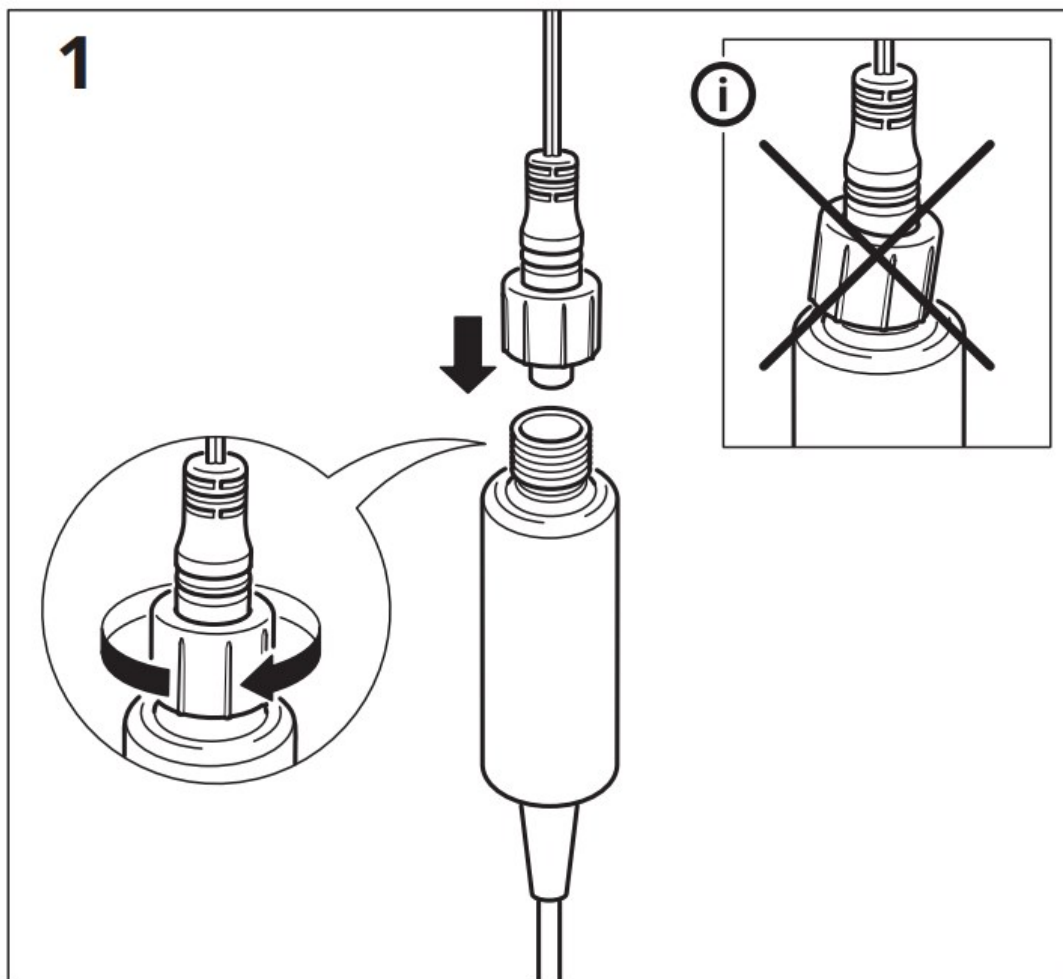
1. This device may not cause harmful interference, and
2. this device must accept any interference received, including interference that may cause undesired operation.

WARNING

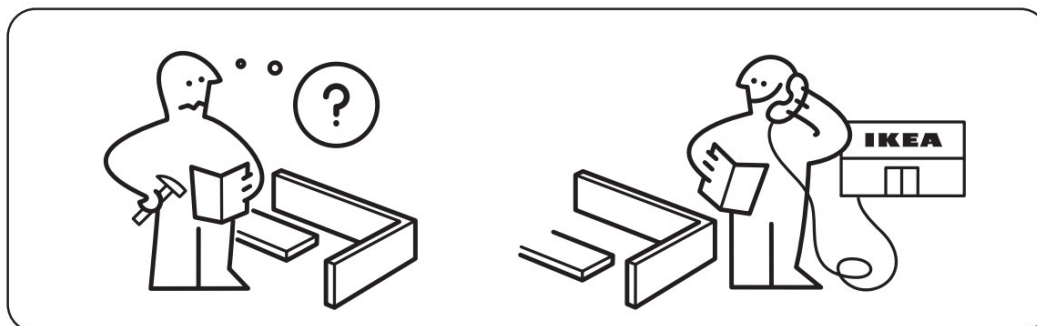
Changes or modifications not expressly approved by the party responsible for compliance could void the user's authority to operate the equipment.

SAVE THESE INSTRUCTIONS


Installation



Customer Service



Documents / Resources

<p>LEDLJUS</p> 	<p>IKEA LEDLJUS LED String Light with 24 Lights [pdf] Instruction Manual LEDLJUS LED String Light with 24 Lights, LEDLJUS, LED String Light with 24 Lights, LED String Light, String Light, Light</p>
--	---

