



KOPPLA 4 Way Socket



IKEA KOPPLA 4 Way Socket Instruction Manual

[Home](#) » [Ikea](#) » [IKEA KOPPLA 4 Way Socket Instruction Manual](#) 

Contents

- [1 IKEA KOPPLA 4 Way Socket](#)
- [2 Product Usage Instructions](#)
- [3 Good to know](#)
- [4 USB-A outlet features](#)
- [5 Care instructions](#)
- [6 Technical data](#)
- [7 FAQ](#)
- [8 Documents / Resources](#)
 - [8.1 References](#)
- [9 Related Posts](#)



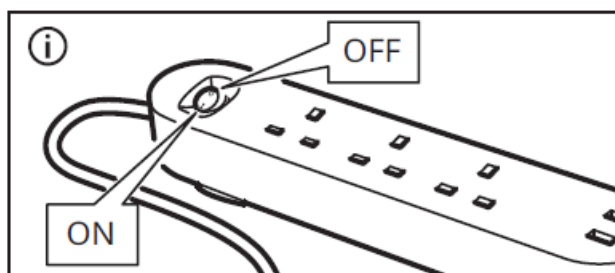
IKEA KOPPLA 4 Way Socket

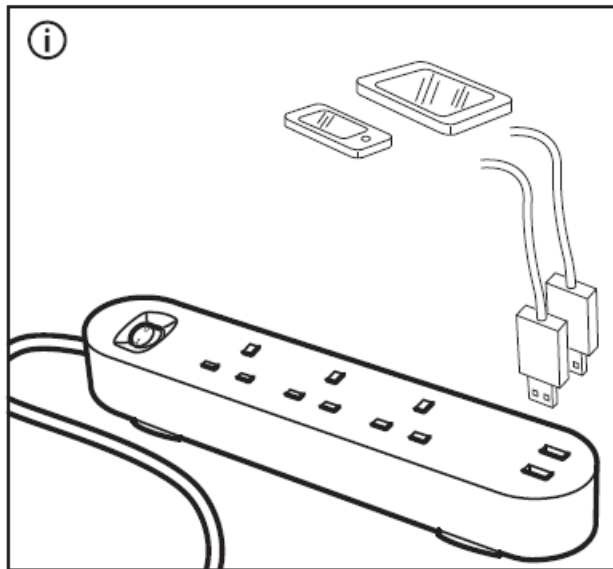


Product Usage Instructions

Instructions for USB-A Outlets:

1. Connect the product to the wall socket.
2. Insert the USB-A cable end into the USB-A outlet.
3. Connect the other end of the cable to the device you want to charge or power.





WARNING

- For indoor use only.
- Discard the product if damaged.
- Improper use may cause damage to the product or endanger people or property.
- Never use a damaged or faulty USB cable, since this can damage or harm the product or your device.
- Only use the USB outlet for charging IT devices.
- The wall socket must be located near the product and must be easily accessible.
- Never submerge in water or other liquids.
- Do not leave the product in direct sunlight or near a heat source as it may overheat.
- Do not overload the product.
- Do not connect after each other in a sequence.
- Do not cover the product when in use.
- Only operate when uncoiled due to increased temperature load.
- For adult use only. This is not a toy and is not intended for use by children.

Good to know

- To disconnect the power, pull the plug.
- USB cable length and quality influences charging speed and performance.
- Devices may get warm during charging and will gradually cool down again after they are fully charged.
- Operating temperature: 0° C to 40° C (32° F to 104° F).

USB-A outlet features

- Charges 2 devices simultaneously.
- One single USB outlet can provide up to 2600 mA load.

Instructions for use for USB-A outlets

Connect the product to the wall socket. Insert the USB-A cable end into the USB-A outlet and the other end to the device you want to charge or power.

Care instructions

- To clean the product, unplug from power source and wipe with a dry cloth.
- Unplug the product from the power source when not in use.
- Manufacturer: IKEA of Sweden AB (commercial registration number: 556074-7551)
- Address: Box 702, SE-343 81 Älmhult, SWEDEN

Technical data

- Input: 240V 13.0A Max. 3120W
- Output: 240V 13.0A Max. 3120W

USB-A output:

- One USB-A outlet in use: 5.0VDC/2.6A/13.0W
- Two USB-A outlets in use: 5.0VDC/2.6A/13.0W shared between outlets
- Average active efficiency: 81.0%
- Efficiency at low load (10 %): 75.0%
- No load power consumption: 0.06W




The crossed-out wheeled bin symbol indicates that the item should be disposed of separately from household waste. The item should be handed in for recycling in accordance with local environmental regulations for waste disposal. By separating a marked item from household waste, you will help reduce the volume of waste sent to incinerators or land-fill and minimize any potential negative impact on human health and the environment. For more information, please contact your IKEA store.

FAQ

- **What should I do with the product when I no longer need it?**

The crossed-out wheeled bin symbol indicates that the item should be disposed of separately from household waste. Please hand it in for recycling in accordance with local environmental regulations for waste disposal.

Documents / Resources

	IKEA KOPPLA 4 Way Socket [pdf] Instruction Manual KOPPLA, KOPPLA 4 Way Socket, 4 Way Socket, Socket
---	--

References

- [User Manual](#)

This website is an independent publication and is neither affiliated with nor endorsed by any of the trademark owners. The "Bluetooth®" word mark and logos are registered trademarks owned by Bluetooth SIG, Inc. The "Wi-Fi®" word mark and logos are registered trademarks owned by the Wi-Fi Alliance. Any use of these marks on this website does not imply any affiliation with or endorsement.