



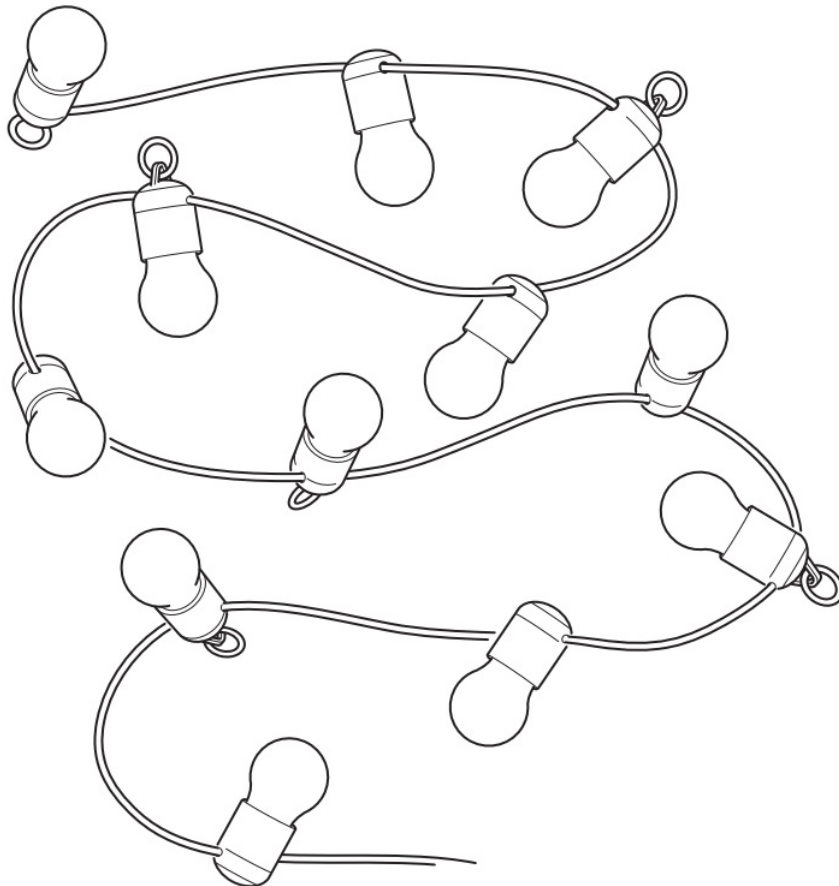
IKEA J2113 SVARTRA LED String Light with 12 Lights Instruction Manual

[Home](#) » [Ikea](#) » IKEA J2113 SVARTRA LED String Light with 12 Lights Instruction Manual 



Design and Quality
IKEA of Sweden

SVARTRÅ



Contents**1 IMPORTANT SAFETY INSTRUCTIONS****2 USE AND CARE INSTRUCTIONS****3 Documents / Resources****4 Related Posts****IMPORTANT SAFETY INSTRUCTIONS**

When using electrical products, basic precautions should always be followed including the following:

READ AND FOLLOW ALL SAFETY INSTRUCTIONS.

Do not use seasonal products outdoors unless marked suitable for indoor and outdoor use. When products are used in outdoor applications, connect the product to a Ground Fault Circuit Interrupting (GFCI) outlet. If one is not provided, contact a qualified electrician for proper installation. This seasonal use product is not intended for permanent installation or use. Do not mount or place near gas or electric heaters, fireplaces, candles, or other similar sources of heat.

Do not secure the wiring of the product with staples or nails, or place it on sharp hooks or nails. Do not let lamps rest on the supply cord or on any wire. Unplug the product when leaving the house, when retiring for the night, or if left unattended. This is an electric product – not a toy! To avoid the risk of fire, burns, personal injury, and electric shock it should not be played with or placed where small children can reach it. Do not use this product for other than its intended use. Do not hang ornaments or other objects from the cord, wire, or light string. Do not close doors or windows on the product or extension cords as this may damage the wire insulation. Do not cover the product with cloth, paper or any material not part of the product when in use. Read and follow all instructions that are on the product or provided with the product.

CAUTION!

Strangulation hazard.

Hang out of reach of young children.

Do not expose the product to direct rain.

USE AND CARE INSTRUCTIONS

When the product is placed on a live tree, the tree should be well maintained and fresh. Do not place on live trees in which the needles are brown or break off easily. Keep the tree holder filled with water. If the product is placed on a tree, the tree should be well-secured and stable. Before using or reusing, inspect the product carefully. Discard any products that have cut, damaged, or frayed wire insulation or cords, cracks in the lamp holders or enclosures, loose connections, or exposed copper wire. When storing the product, carefully remove the product from wherever it is placed, including trees, branches, or bushes, to avoid any undue strain or stress on the product conductors, connections, and wires. When not in use, store neatly in a cool, dry location protected from sunlight.

This device complies with part 15 of the FCC Rules. Operation is subjected to the following two conditions:

1. This device may not cause harmful interference, and
2. this device must accept any interference received, including interference that may cause undesired operation.

WARNING

Changes or modifications not expressly approved by the party responsible for compliance could void the user's authority to operate the equipment.

NOTE:

This equipment has been tested and found to comply with the limits for a Class B digital device, pursuant to part

15 of the FCC Rules. These limits are designed to provide reasonable protection against harmful interference in a residential installation.

This equipment generates, uses, and can radiate radio frequency energy and, if not installed and used in accordance with the instructions, may cause harmful interference to radio communications. However, there is no guarantee that interference will not occur in a particular installation.

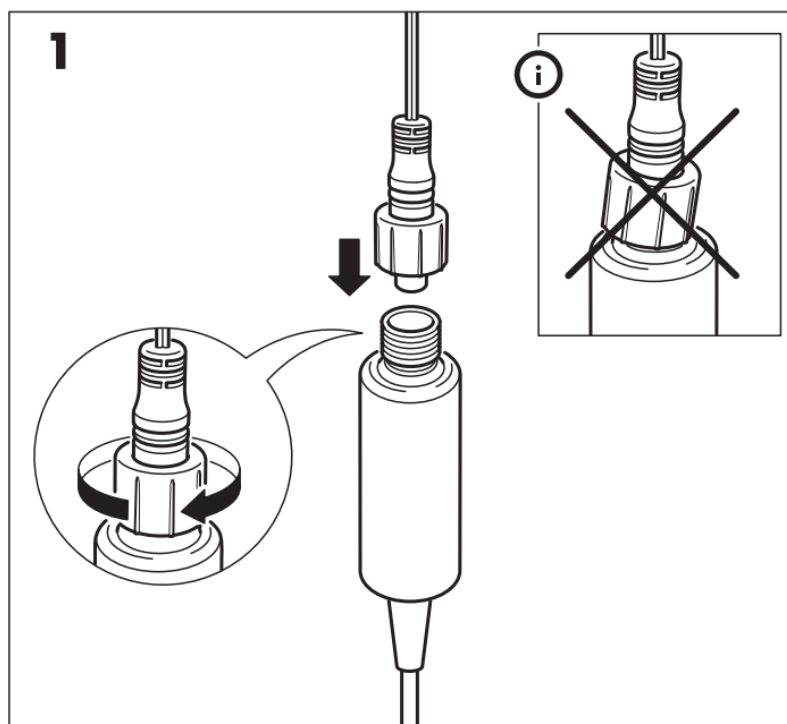
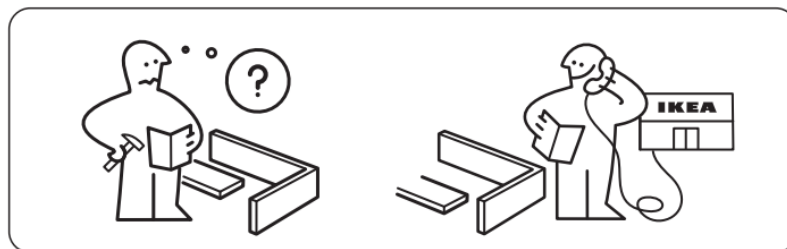
If this equipment does cause harmful interference to radio or television reception, which can be determined by turning the equipment off and on, the user is encouraged to try to correct the interference by one or more of the following measures:

- Reorient or relocate the receiving antenna.
- Increase the separation between the equipment and receiver.
- Connect the equipment into an outlet on a circuit different from that to which the receiver is connected.
- Consult the dealer or an experienced radio/TV technician for help.

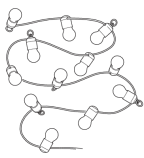



The crossed-out wheeled bin symbol indicates that the item should be disposed of separately from household waste. The item should be handed in for recycling in accordance with local environmental regulations for waste disposal. By separating a marked item from household waste, you will help reduce the volume of waste sent to incinerators or land-fill and minimize any potential negative impact on human health and the environment. For more information, please contact your IKEA store.

SAVE THESE INSTRUCTIONS



Documents / Resources

<p>SVARTRÅ</p>  	<p>IKEA J2113 SVARTRÅ LED String Light with 12 Lights [pdf] Instruction Manual J2113, FHO-J2113, FHOJ2113, SVARTRÅ, LED String Light with 12 Lights, SVARTRÅ LED String Light with 12 Lights, J2113 SVARTRÅ LED String Light with 12 Lights</p>
---	---