



Contents

- [1 IKEA HOGVIND Table Lamp](#)
- [2 Product Specifications](#)
- [3 Safety Precautions](#)
- [4 WHAT IS IN THE BOX](#)
- [5 Installation](#)
- [6 Maintenance](#)
- [7 Frequently Asked Questions](#)
- [8 Documents / Resources](#)
 - [8.1 References](#)



IKEA HOGVIND Table Lamp



Product Specifications

- Model: AA-2399559-4
- Language: English, Nederlands, Latviešu, Lietuvi, Hrvatski, Y, Srpski, Slovenscina, Bahasa Indonesia, Bahasa Malaysia

- Manufacturer: IKEA

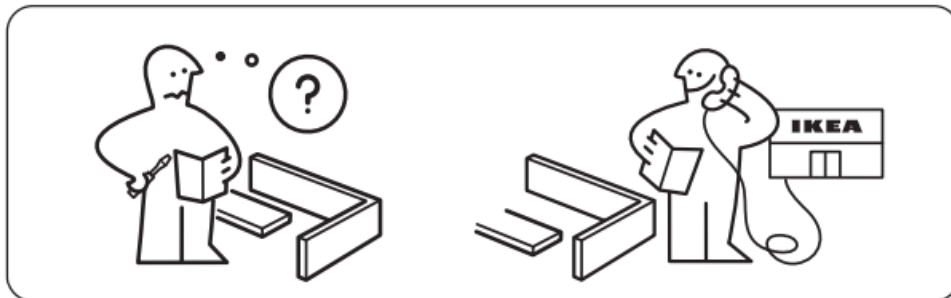
If the external flexible cable or cord of this luminaire is damaged, it shall be exclusively replaced by the manufacturer or his service agent or a similar qualified person in order to avoid a hazard. If you are uncertain, please contact IKEA.

Safety Precautions

It is important to follow these safety precautions to avoid any hazards

- If the external flexible cable or cord is damaged, it must be replaced by the manufacturer, their service agent, or a qualified person.
- If unsure about the replacement process, contact IKEA for assistance.

WHAT IS IN THE BOX

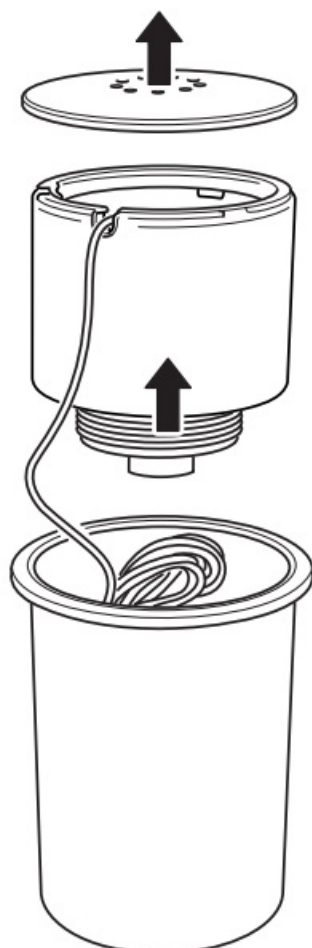


Installation

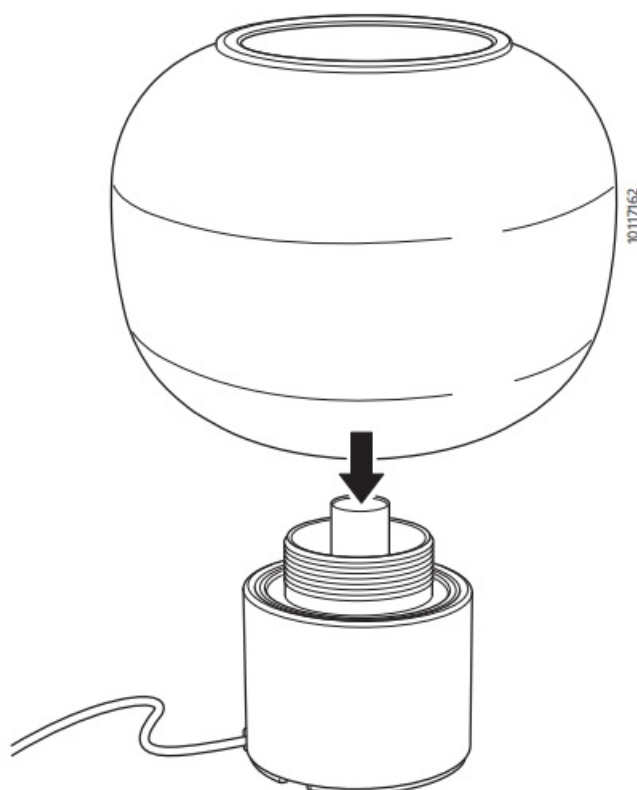

Follow these steps for proper installation

1. Ensure the power source is switched off before handling the luminaire.
2. Carefully replace the damaged external flexible cable or cord following the manufacturer's instructions.
3. If you encounter any difficulties during installation, seek help from IKEA.

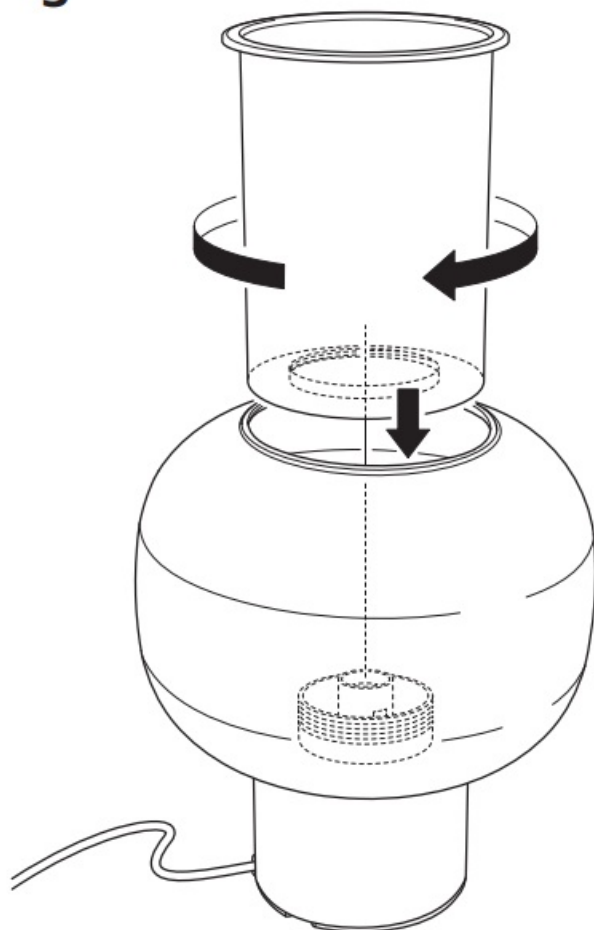
1



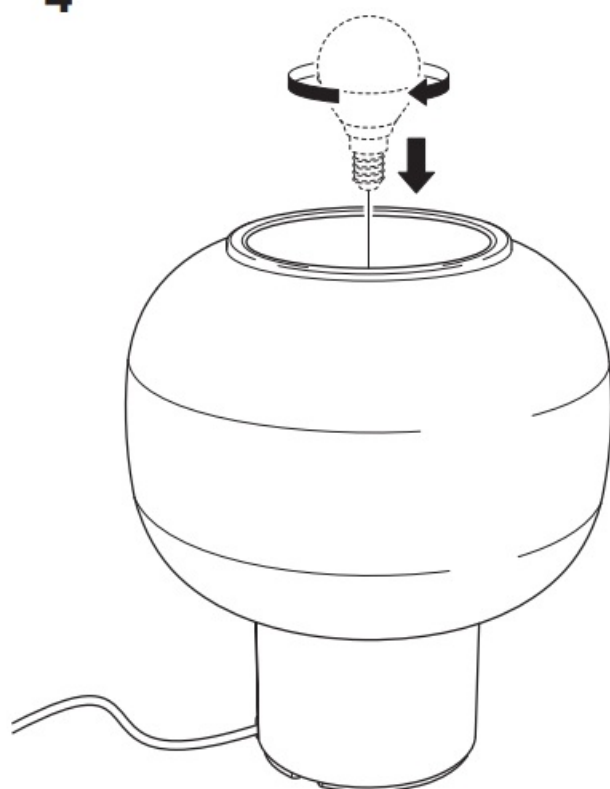
2



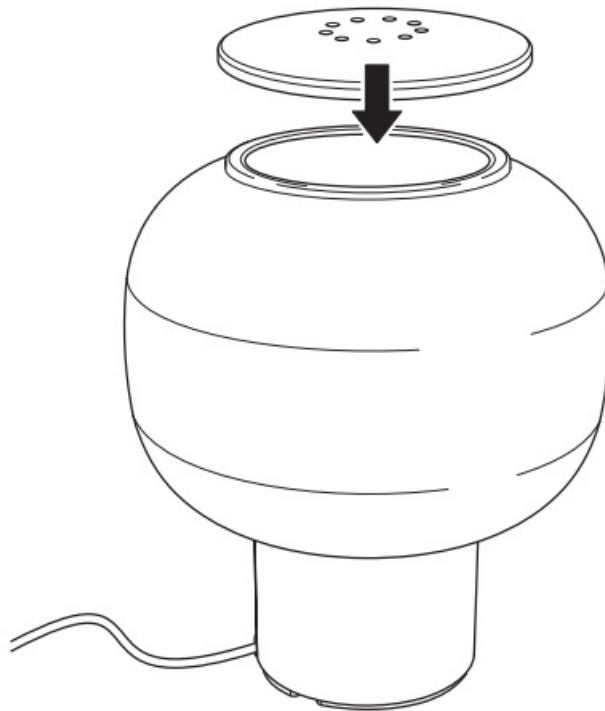
3



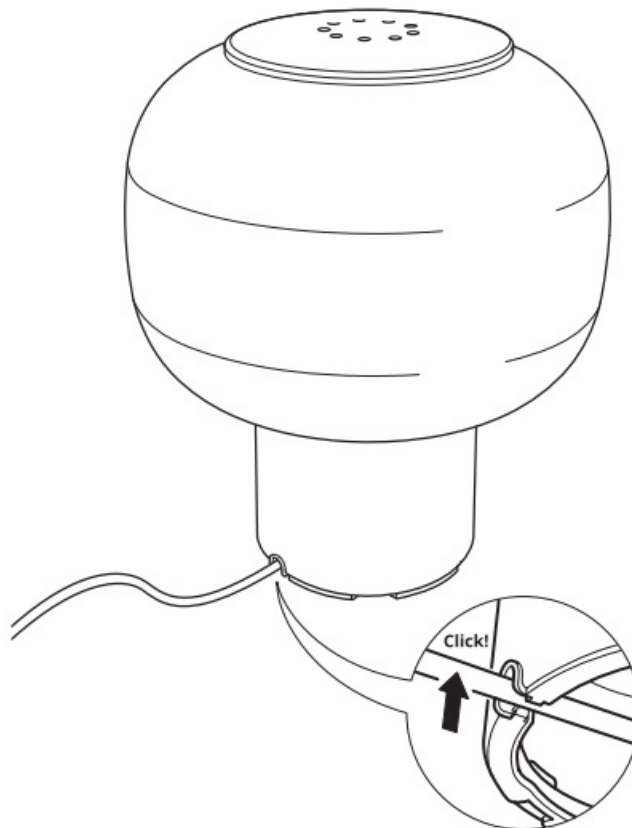
4



5



6



Maintenance

To maintain the luminaire:

- Regularly inspect the external flexible cable for any signs of damage.
- Keep the luminaire clean and free from dust to ensure proper functioning.

Frequently Asked Questions

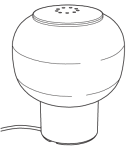
- **Q: What should I do if the external cable is damaged?**

A: If the external flexible cable or cord of the luminaire is damaged, it should be replaced by the manufacturer, their service agent, or a qualified person to avoid any risks. Contact IKEA if you are unsure about the replacement process.

- **Q: Can I replace the external cable myself?**

A: It is recommended to have the external flexible cable replaced by a professional authorized by the manufacturer to ensure safety and proper functionality of the luminaire.

Documents / Resources

	<p>IKEA HOGVIND Table Lamp [pdf] Instruction Manual 2024, 705.682.11, AA-2399559-4, HOGVIND Table Lamp, HOGVIND, Table Lamp, Lamp</p>
---	--

References

- [User Manual](#)

[Manuals+](#), [Privacy Policy](#) | [@manuals.plus](#) | [YouTube](#)

This website is an independent publication and is neither affiliated with nor endorsed by any of the trademark owners. The "Bluetooth®" word mark and logos are registered trademarks owned by Bluetooth SIG, Inc. The "Wi-Fi®" word mark and logos are registered trademarks owned by the Wi-Fi Alliance. Any use of these marks on this website does not imply any affiliation with or endorsement.