



IHOS DILOS FLYBAR Support Line Array Installation Guide

[Home](#) » [IHOS](#) » IHOS DILOS FLYBAR Support Line Array Installation Guide 

IHOS DILOS FLYBAR Support Line Array



Contents

[1 Applications](#)

[2 Features](#)

[3 Description](#)

[4 Safety Instructions](#)

[5 Overall Dimensions](#)

[6 Installation Examples](#)

[7 Documents /
Resources](#)

[7.1 References](#)

[8 Related Posts](#)

Applications

- Live sound for rental application in mid& large-size venues
- Permanent installation in theatres, houses of worship, convention centers, ballrooms.

Features

- Flybar for hanging DILOS SERIES systems
- Used to hang binding loads up to 960Kg
- Clean aesthetic and very discreet look, thanks to the plastic front cover
- Innovative fast-lock mechanism for a extremely simplified rigging process.

Description

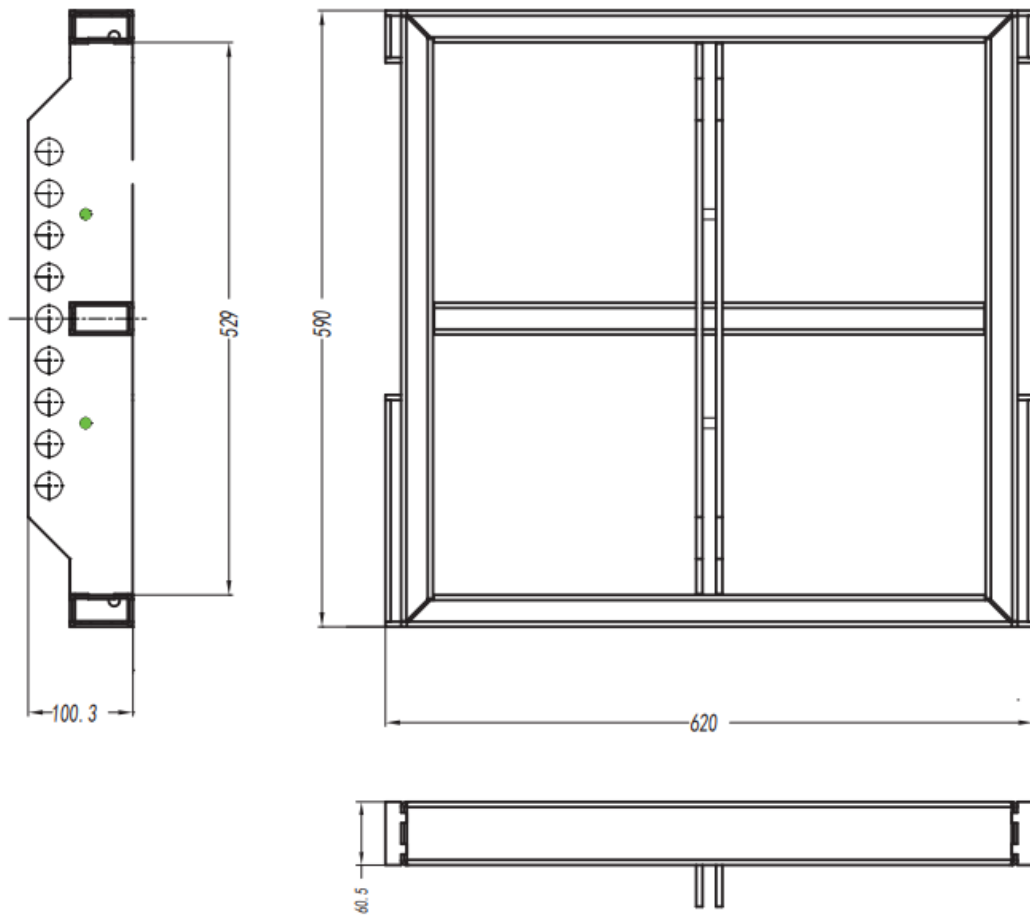
The DILOS flybar is the hanging bar specifically designed for lifting DILOS SERIES. It can be used to lift DILOS SERIES. line-array modules. Thanks to the quick locking system, it can greatly speed up the assembly of DILOS SERIES. systems with huge time savings.

Safety Instructions

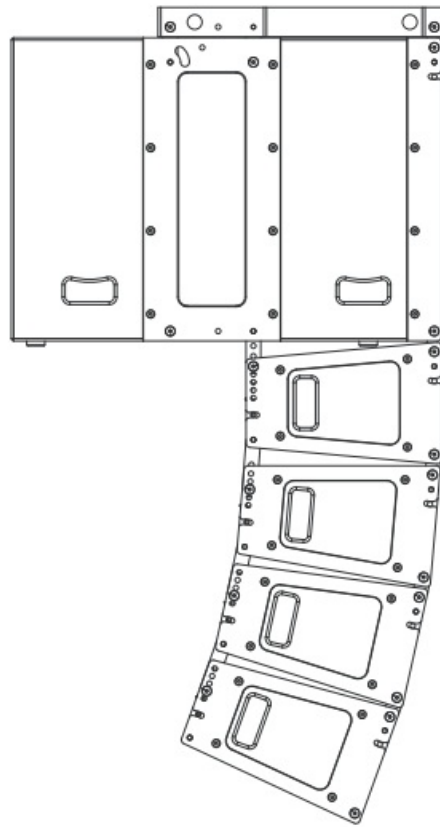
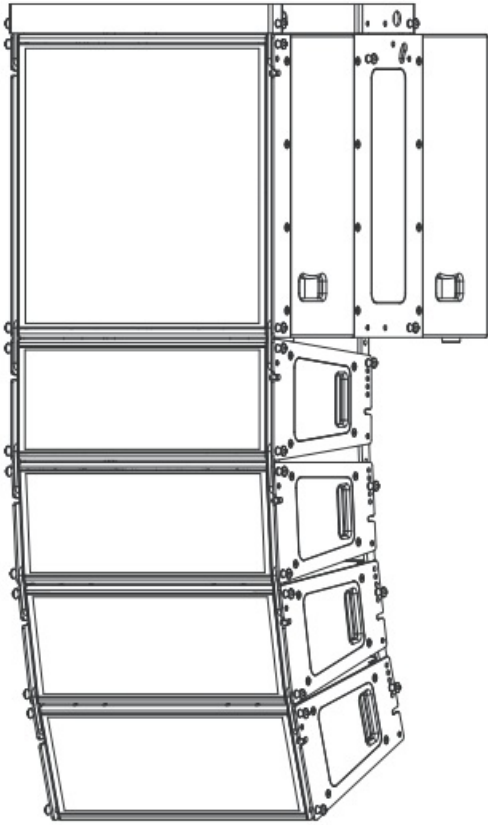
Caution: This product is only suitable for installation by professional installers!

Caution: Do not modify the system or accessories. Unauthorized modifications may have negative impacts on safety, regulatory compliance, and system performance.

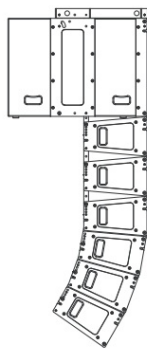
Overall Dimensions



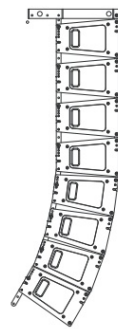
Installation Examples



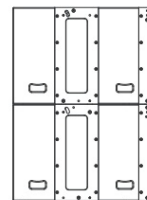

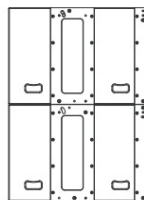
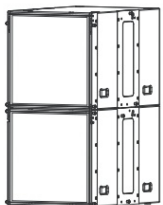
Combination mode 1

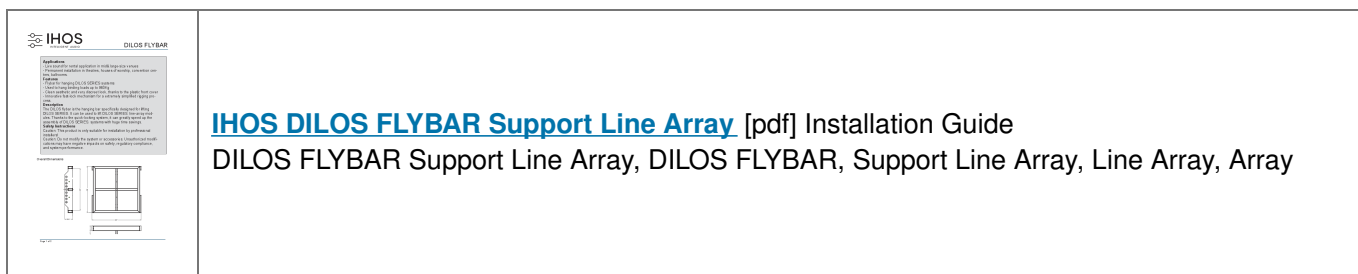


Combination mode 2



combination mode 3





[IHOS DILOS FLYBAR Support Line Array](#) [pdf] Installation Guide

References

[Manuals+](#), [Privacy Policy](#)