



iHip BL-39 Shower Speaker with Built-In Light and Mirror Instruction Manual

[Home](#) » [iHip](#) » iHip BL-39 Shower Speaker with Built-In Light and Mirror Instruction Manual



BL-39 INSTRUCTION MANUAL
DO NOT PRINT THIS LAYER
PRINT BACK TO BACK Folded Size: 3.2" (w) x 4" (h)

Contents [[hide](#)

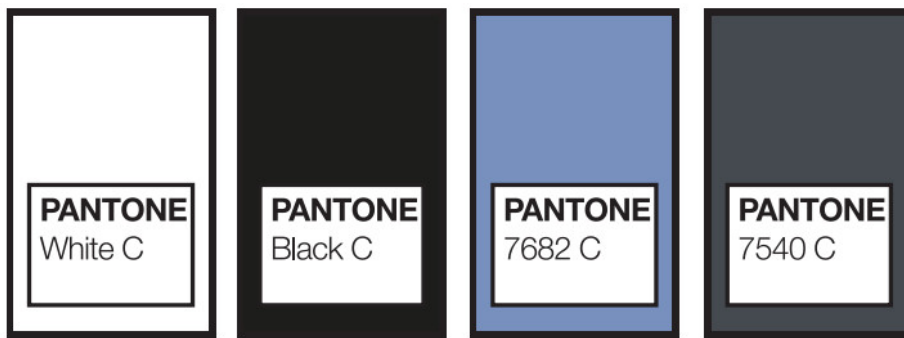
- [1 BL-39 Shower Speaker with Built-In Light and Mirror](#)
- [2 Features:](#)
- [3 Specifications:](#)
- [4 Charging Instructions:](#)
- [5 Documents / Resources](#)
- [6 Related Posts](#)

BL-39 Shower Speaker with Built-In Light and Mirror

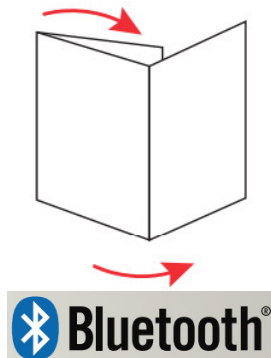
DIELINE:

FOLDING LINE:

Pantone Colors:



FOLDING INSTRUCTIONS



SHOWER SPEAKER WITH BUILT-IN LIGHT & MIRROR



FC USER MANUAL: Retain these instructions for future reference.

Features:

- Bluetooth® Audio Connection
- Bright LED Light
- Strong Suction Cup Grip Back
- Rechargeable Battery
- Waterproof Rate: IPX5

Package Contents:

- (1) Wireless Speaker with Built-In Light & Mirror
- (1) Charging Cable
- (1) User Manual

Specifications:

PRODUCT: iHip Shower SPKR Model No: BL-39 Material: PP+ABS+PC+PVC BT version: 5.1 Speaker: 4Ω3W Battery: 602040/400mAh	Playtime: about 1 hour (50% volume) Functions: wireless speaker, fill light, makeup mirror, Waterproof Rate: IPX5 Size: 222.4 x 156.7 x 40.7mm Cable: 30cm/micro
---	--

Charging Instructions:

For best results, fully charge the speaker before use.

1. Connect the USB cord (included) to the charging port of the speaker and insert the other end into a port on your computer or similar suitable power source.
2. The red LED turns on, indicating that the battery is being charged.
3. Once it is fully charged, the red LED will turn off. It takes about 2-3 hours to charge the speaker fully.

Turning the Speaker On & Off

Long press the "ON/OFF" button to turn the speaker ON and to turn the speaker OFF.

LED LIGHT



- Short press the light button one time, the light will turn on:
- Short press the light button two times, the light will be brighter;
- Short press the light button three times, the light will turn off

Bluetooth® Wireless Connection:

Your shower speaker can wirelessly stream audio from any Bluetooth enabled device within 30 Feet. Simply follow the steps below:

1. Turn ON the speaker.
2. You will then hear the indication tone.
3. Activate the Bluetooth on your mobile phone, tablet, Or Computer. It will search for various devices. The pairing name of this speaker is "Hip Shower SPKR" pair it with this device.
4. Once paired successfully, you would hear an indication tone. (If you fail to pair it within the time frame or you want to pair it with a new device please repeat steps 1-4)

Select your favorite song on your device and music will now Stream through Bluetooth speaker.

NOTE: Speaker will automatically pair with previously paired devices.

Music Controls:

Please ensure that your device (Smartphone, tablet, or computer) IS paired with the Bluetooth Speaker to stream music wirelessly. Once It is paired play music from your device.

- Pause (Playing music):
- Decrease Volume (Playing music): A short press on the - button once to decrease the music volume
- Play (Paused music): Short press the 'ON/OFF' button once to resume the music
- Increase Volume (Playing music): A short press on the + button once will increase the volume
- Previous track (Playing music): Long press the – button to play the previous track
- Next track (Playing music): Long press the + button to play the next track

Phone Call Controls:

Please ensure that your cell phone is paired with the speaker to use the below functions.

- Answer Incoming Call
- Volume Increase (During a call) -(Incoming Call) – Short Short press the + button to increase the volume once to answer an incoming call.
- End Call (Incoming Call) -After your phone conversation, short press the 'ON/OFF' button
- Volume Decrease (During a call) -Short press on the – button to decrease the volume
- Redial last number (Standby mode & connected to a device) -Short press the "ON/OFF" button twice.



FCC Statement:

This equipment has been tested and found to comply with the limits for a Class B digital device, pursuant to part 15 of the FCC Rules. These limits were designed to provide reasonable protection against harmful interference in a residential installation. This equipment generates, uses and can radiate radio frequency energy and, if not installed and used in accordance with the instructions, may cause harmful interference to radio communications. However, there is no guarantee that interference will not occur in a particular installation. If this equipment does cause harmful interference to radio or television reception, which can be determined by turning the equipment off and on, the user is encouraged to try to correct the interference by one or more of the following measures:

- Reorient or relocate the receiving antenna.
- Increase the separation between the equipment and receiver.
- Connect the equipment into an outlet on a circuit different from that to which the receiver is connected.
- Consult the dealer or an experienced radio/TV technician for help.

Caution: Any changes or modifications to this device not explicitly approved by manufacturer could void your authority to operate this equipment. This device complies with part 15 of the FCC Rules. Operation is subject to the following two conditions:

(1) This device may not cause harmful interference, and (2) this device must accept any interference received, including interference that may cause undesired operation. The device has been evaluated to meet general RF exposure requirements. The device can be used in portable exposure condition without restriction.

iHip19 Progress St. Edison, NJ 08820 www.iHip.com



iHip



iHip: Portable Entertainment

2023 iHip is a trademark, registered in the U.S. and other countries. The Bluetooth® word mark and logos are

registered trademarks owned by Bluetooth SIG, Inc. and any use of such marks by 'Hip' is under license. Apple, iPod, iPhone, iPad and Siri are registered trademarks of Apple Inc. Android is a trademark of Google LLC. All other trademarks and trade names are those of their respective owners.

The illustrated product and specifications may differ slightly from that supplied. For ages 12+up. This is not a toy. Designed by Hip in the U.S.A. Manufactured in China.


Limited One Year Warranty. Please visit www.ihip.com for warranty information, to register this product, and to activate your product warranty.



Important Information:

Protect the environment by responsibly disposing of your product. The wheelie bin symbol indicates that the product must not be disposed in the domestic waste as it may contain substances that could be harmful to the environment and health. Please use proper recycling facilities when disposing of the item.

Documents / Resources

	<p>iHip BL-39 Shower Speaker with Built-In Light and Mirror [pdf] Instruction Manual BL-39, BL39, 2ASCK-BL-39, 2ASCKBL39, BL-39 Shower Speaker with Built-In Light and Mirror, BL-39, Shower Speaker with Built-In Light and Mirror, Shower Speaker, Speaker</p>
---	--