



iGUIDE Camera  
System User



# iGUIDE Camera System User Guide

[Home](#) » [iGUIDE](#) » iGUIDE Camera System User Guide 

## Contents

- [1 iGUIDE Camera System](#)
- [2 Product Information](#)
- [3 Product Usage Instructions](#)
- [4 How realtors can win more listings with iGUIDE](#)
- [5 Benefits of using iGUIDE](#)
- [6 How to win more listings with iGUIDE](#)
- [7 Documents / Resources](#)
  - [7.1 References](#)
- [8 Related Posts](#)



**iGUIDE Camera System**



## Product Information

- Platform: iGUIDE
- Features: Immersive virtual tours, high-quality floor plans, detailed property reports
- Target Industry: Real Estate

## Product Usage Instructions

### Creating Compelling Virtual Tours

Realtors should focus on capturing the unique selling points of a property when creating virtual tours with iGUIDE. Highlight features like spacious backyard or beautiful kitchen to attract potential buyers.

### Utilizing Floor Plans

Include high-quality floor plans in property presentations to help potential buyers understand the layout and flow of the property. Use iGUIDE to generate accurate floor plans that represent dimensions effectively.

### Sharing Property Reports

Utilize the detailed property reports generated by iGUIDE to provide potential buyers with essential information about the property. Share these reports to help buyers make informed decisions.

## Frequently Asked Questions (FAQ)

### Q: How can iGUIDE benefit realtors in the competitive real estate market?

A: iGUIDE offers features like immersive virtual tours, high-quality floor plans, and detailed property reports that help realtors stand out, attract more listings, and provide engaging experiences to potential buyers.

## How realtors can win more listings with iGUIDE

In today's highly competitive real estate market, finding ways to stand out and attract more listings is crucial for realtors. One powerful tool that can help realtors achieve this is iGUIDE, a comprehensive real estate technology platform. With its advanced features and capabilities, iGUIDE can give realtors a competitive edge and help them win more listings. In this eBook, we will explore how realtors can leverage iGUIDE to their advantage.

### What is iGUIDE?

iGUIDE is a revolutionary platform specifically designed for the real estate industry. It offers a wide range of features and functionalities that allow realtors to create immersive virtual tours, high-quality floor plans, and detailed property reports. By using iGUIDE, realtors can provide potential buyers with an interactive and engaging virtual experience that showcases every aspect of a property.



### Benefits of using iGUIDE

When marketing your iGUIDE camera system services, it's crucial to showcase your expertise and highlight the unique benefits that come with using this advanced technology. Here are some effective strategies to consider:



#### Enhanced property presentations

iGUIDE allows realtors to create detailed virtual tours that provide a realistic representation of a property. This enables potential buyers to explore every room and space, giving them a better understanding of the property's layout and features.



#### Detailed property reports

iGUIDE generates comprehensive property reports that include detailed information about the property's square footage, room dimensions and other essential details. These reports can be easily shared with potential buyers, giving them all the information they need to make an informed decision.



#### High-quality floor plans

With iGUIDE, realtors can easily generate accurate and professional floor plans. These floor plans provide potential buyers with a clear visual representation of the property's layout and dimensions, helping them visualize how their furniture and belongings would fit in the space.



### Time-saving

iGUIDE's advanced technology allows realtors to create virtual tours and floor plans quickly and efficiently. This saves valuable time for both realtors and potential buyers, eliminating the need for multiple physical property visits.

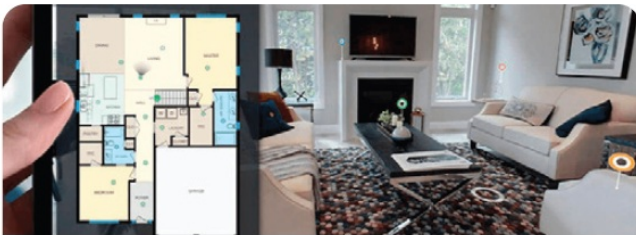
## How to win more listings with iGUIDE

- **Create compelling virtual tours**

When using iGUIDE to create virtual tours, realtors should focus on capturing the unique selling points of a property. Highlight its best features and amenities, such as a spacious backyard or a beautiful kitchen. By creating compelling and immersive virtual tours, realtors can attract more potential buyers and increase their chances of winning listings.

- **Utilize floor plans**

Floor plans are a powerful tool for helping potential buyers understand the layout and flow of a property. Realtors should make sure to include high-quality floor plans in their property presentations. These floor plans can be easily generated using iGUIDE and provide an accurate representation of the property's dimensions.

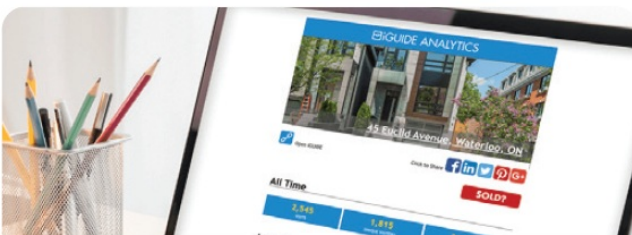


- **Share property reports**

iGUIDE's property reports are packed with valuable information that potential buyers look for when considering a property. Realtors should share these reports with potential buyers, either through email or on their website. By providing detailed property reports, realtors can showcase their expertise and professionalism, increasing their chances of winning listings.

- **Promote iGUIDE on social media**

Social media platforms are a great way to reach a wide audience of potential buyers. Realtors should leverage social media to promote their listings that feature iGUIDE virtual tours and floor plans. By showcasing the unique and immersive experiences iGUIDE provides, realtors can attract more attention and generate interest in their listings.



iGUIDE is a powerful tool that can help realtors win more listings. By utilizing its advanced features and capabilities, realtors can create compelling virtual tours, high-quality floor plans and detailed property reports that

set them apart from the competition. By incorporating iGUIDE into their marketing strategies, realtors can attract more potential buyers, increase their chances of winning listings and ultimately achieve greater success in the real estate industry.

### About us

Founded in 2013, in Kitchener, Ontario, Canada, Planitar Inc. is the maker of iGUIDE, a proprietary camera and software platform for capturing and delivering immersive 3D virtual walkthroughs and extensive property data.

### Why iGUIDE

iGUIDE is the most efficient system to map interior spaces and features accurate floor plans, measurements and reliable property square footage. By integrating floor plans and visual data, iGUIDE provides an intuitive and practical way to digitally navigate and explore built environments.



### Contact us

[sales@planitar.com](mailto:sales@planitar.com)


1 844 568 1723

[goiguide.com/residential-real-estate](https://goiguide.com/residential-real-estate)



560 Parkside Drive, Unit 401, Waterloo, ON, Canada N2L 5Z4

### Documents / Resources

	<a href="#">iGUIDE Camera System</a> [pdf] User Guide Camera System, Camera, System
--	--

References

- [User Manual](#)

[Manuals+](#), [Privacy Policy](#)

This website is an independent publication and is neither affiliated with nor endorsed by any of the trademark owners. The "Bluetooth®" word mark and logos are registered trademarks owned by Bluetooth SIG, Inc. The "Wi-Fi®" word mark and logos are registered trademarks owned by the Wi-Fi Alliance. Any use of these marks on this website does not imply any affiliation with or endorsement.