



ifi NEO iDSD Ultimate Desktop System User Manual

[Home](#) » [ifi](#) » ifi NEO iDSD Ultimate Desktop System User Manual 



NEO iDSD Ultimate Desktop System User Manual

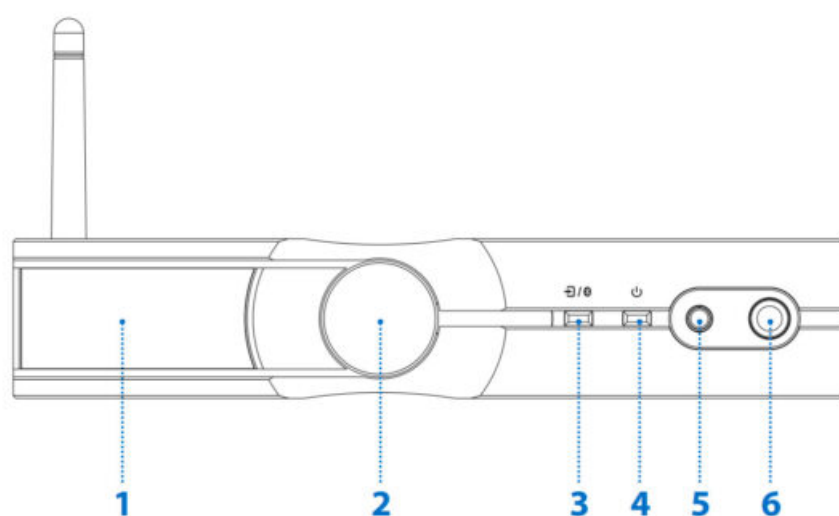
Thank you for purchasing the iDSD from Neo series. The NEO iDSD is a balanced USB and Bluetooth DAC/amplifier.

Contents

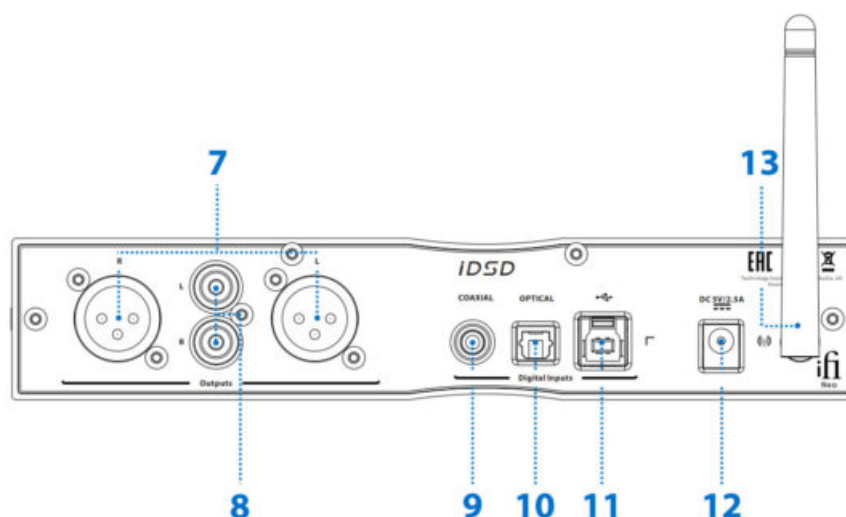
- 1 FEATURES:**
- 2 OLED display**
- 3 Multi-function knob**
- 4 Input channel selector/Bluetooth pairing**
- 5 Power On/Off**
- 6 Balanced 4.4mm analog output**
- 7 Single-ended 6.3mm analog output**
- 8 XLR balanced analog output**
- 9 RCA unbalanced analog output**
- 10 Coaxial Digital input**
- 11 Optical Digital input**
- 12 USB audio input**
- 13 DC 5V power input**
- 14 Antenna**
- 15 MQA**
- 16 Specifications**
- 17 Documents / Resources**
 - 17.1 References**
- 18 Related Posts**

FEATURES:

1. First DAC to support all Hi-Res: DSD512, PCM768, MQA384kHz, and Bluetooth 96kHz.
2. Completely purist design without any DSP.
3. Bluetooth 5.0TM (apex, aptX HD, aptX Adaptive, aptX LL, LDAC, HWA/LHDC, AAC and SBC) up to 24/96kHz.
4. Fully-balanced differential DAC/amplifier with >1,040mW output.
5. Ultra-fast USB interface with 16 logic cores and up to 2000MIPS 512KB SRAM.
6. Audiophile-grade components are designed to reproduce music without any distortion or coloration.
7. Native DSD/PCM Burr-Brown® 4-channel DAC chipset.
8. Perfectly natural sound pleasing even the most demanding audio connoisseurs with the built-in MQA file decoding.
9. Extremely low THD: <0.0015 % and ultra-high SNR: >120 dB.
10. Digital inputs: USB3.0 B (USB2.0 compatible)/S-PDIF (coaxial/optical)/Bluetooth 5.0TM.
11. The special custom aviation-grade aluminum base matched the NEO iDSD.



1. OLED display	4. Balanced 4.4mm analog output
2. Multi-function knob	5. Single-ended 6.3mm analog output
3. Input channel selector/Bluetooth pairing button	6. Power On/Off



7. XLR balanced analog output	11. DC 5V power input
8. RCA single-ended analog output	12. USB audio input
9. Coaxial digital input	13. Antenna
10. Optical digital input	

OLED display

The OLED display shows the audio format, sampling rate, volume, and input mode.

Note: OLED screen is on the left side when iDSD is lying flat.

Multi-function knob

This knob controls:

- Variable/Fixed mode (use with power button)
- Analog volume control (turn)
- Mute (short press)
- Brightness (long press)

I) Variable/Fixed mode selection

This mode will determine whether or not the NEO iDSD analog volume control is used.

The NEO iDSD must first be switched off to allow mode selection when powering on.

Hold down the knob first, and then press the power button to enter the Variable/Fixed mode selection.

Turn the knob to cycle between the two modes. Release to accept.

Tip: If no mode is selected the NEO iDSD will automatically select the previously used mode.

ii) Analogue volume control

The analog volume control in the NEO iDSD is superior to any digital volume control. When set to 'Variable', it can be used to control the headphone or the pre-amplifier volume. If the mode is set to 'Fixed', the volume control is bypassed.

Note: The NEO iDSD uses ONLY a pure analog volume control.

iii) Mute

Press the rotary knob to mute. To unmute, press it again or turn the rotary knob.

iv) Brightness

Press and hold the knob (3 seconds) to enter brightness selection. Rotate the knob to cycle through the three brightness modes and press to accept.

Note: With the 'high' and 'low' brightness modes, the OLED will remain on. With the brightness mode 'off', if no operation is performed, the OLED will go to sleep after three seconds.

Input channel selector/Bluetooth pairing

This button cycles through 4 inputs:



Coaxial



Optical



USB



Bluetooth

Note: Please select the input channel according to your audio source input mode. For example, when using USB input, you need to switch the input channel to “USB”.

Bluetooth pairing

From selecting the Bluetooth input, the NEO iDSD's OLED will flash searching for the previously paired device. If it cannot find the stored device, it will automatically enter pairing mode and flash.

To enter pairing mode, press and hold the button (for three seconds) until the Bluetooth icon flashes. To pair, find the iFi Hi-Res Audio Bluetooth device from the nearby devices list on your phone. The NEO iDSD can store up to 8 paired Bluetooth devices.

Power On/Off

Press the power switch to power on/off the NEO iDSD.

Balanced 4.4mm analog output

Connect balanced 4.4mm headphones.

Tip: As the NEO iDSD is a balanced design, we recommend the 4.4mm balanced output.

Single-ended 6.3mm analog output

Connect single-ended 6.3mm headphones. With single-ended 3.5mm headphones, connect using a 3.5mm to 6.3mm adapter.

XLR balanced analog output

Balanced analog signal output to an amplifier.

RCA unbalanced analog output

Single-ended signal output to an amplifier.

Coaxial Digital input

Connect a S/PDIF source such as Apple TV, Google Chromecast, PS4, a high-end CD transport, etc.

Optical Digital input

Connect a S/PDIF source such as Apple TV, Google Chromecast, PS4, Xbox, a high-end CD transport, etc.

USB audio input

This is a USB 3.0 B input (USB2.0 compatible). For a superior connection to a computer, use the enclosed

USB3.0 cable. It connects the NEO iDSD to the computer audio source.

DC 5V power input

Please connect the NEO iDSD to the enclosed power supply, the super-silent iPower. The NEO iDSD must ONLY be powered by 5 volts.

Tip: For best performance upgrade iPower to an ultra-low noise iPower X 5V power supply.

Antenna

Please attach the enclosed antenna for maximum reception quality.

MQA

The NEO iDSD includes MQA(*) technology, which enables you to playback MQA(*) audio files and streams, delivering the sound of the original master recording.



The NEO iDSD includes MQA technology, which enables you to playback MQA audio files and streams. 'MQA' or 'MQA.' indicates that the product is decoding and playing an MQA stream or file, and denotes provenance to ensure that the sound is identical to that of the source material. 'MQA.' indicates it is playing an MQA Studio file, which has either been approved in the studio by the artist/producer or has been verified by the copyright owner.

MQA and the Sound Wave Device have registered trademarks of MQA Limited.© 2016

MQA

1. Listen to MQA (Master Quality Authenticated) files straight out of the box.
2. For MQA tracks, simply connect to Tidal and check the options to stream MQA.
3. Visit mqa.co.uk for more information.

Specifications

Digital Inputs:	USB3.0 B (USB2.0 compatible)/S-PDIF (coaxial/optical)/ Bluetooth 5.0™ (AAC, SBC, aptX, aptX HD, aptX Adaptive, aptX LL, LDA C, LHDC/HWA Codec)
Formats:	DSD512/256/128/64, Octa/Quad/Double/Single-Speed DSD DXD (768/705.6/384/352.8kHz), Double/Single-Speed DXD PCM (768/705.6/384/352.8/192/176.4/96/88.2/48/44.1kHz) MQA Bluetooth 96kHz

Line Section	
Outputs:	
Balanced XLR:	6.3V / 7.7V max. (variable) 4.4V fixed
UnBAL RCA:	3.2V / 3.9V max. (variable) 2.2V fixed
Zout:	
Balanced:	$\leq 100\Omega$
UnBAL::	$\leq 50\Omega$
SNR:	-112dB(A) @ 0dBFS (UnBAL/BAL)
DNR:	>116dB(A) @ -60dBFS (UnBAL/BAL)
THD + N:	<0.0015% @ 0dBFS (UnBAL/BAL)
Headphone Section	
Output:	
Balanced:	2V / 6.2V max. $12\Omega - 600\Omega$ Headphone
UnBAL :	1V / 3.3V max. $12\Omega - 300\Omega$ Headphone
Output Power:	
Balanced:	>6.4V/68.6 mW (@ 600 Ω) >5.77V/1040 mW (@ 32 Ω)
UnBAL:	>3.25V/17.6 mW (@ 600 Ω) >3V/295 mW (@ 32 Ω)
Output Impedance:	
SNR:	-112dBA (3.3V UnBAL/6.2V BAL)
DNR:	-120dB(A)
THD + N:	<0.0015% (125mW @ 32 Ω)
Power consumption:	No Signal ~0.5W Max Signal ~2.5W
Input voltage:	DC 5V/2.5A, AC 100 -240V, 50/60Hz (with iPower)
Dimensions:	214 x146 x 41 mm 8.4" x 5.7" x 1.6"
Weight:	970 g (2.14 lbs)
Warranty period:	12months



<http://ifi-audio.com/>




<http://facebook.com/ifiAudio>



http://twitter.com/ifi_a

Balmoral Lodge, 139-141 Cambridge Road, Churchtown, Southport, PR9 7LN. The UK.
www.ifi-audio.com

Documents / Resources

	iFi NEO IDSD Ultimate Desktop System [pdf] User Manual NEO IDSD, Ultimate Desktop System
---	---

References

- [iFi](#) | [iFi audio](#)
- [Home](#)