



# IDENTIV 7010-B Primis Access Control Reader User Manual

[Home](#) » [IDENTIV](#) » IDENTIV 7010-B Primis Access Control Reader User Manual 



**Confidential**

|                    |               |
|--------------------|---------------|
| <b>Author</b>      | Sixtus Stanly |
| <b>Version</b>     | Rev 1.0       |
| <b>Date</b>        | 23-Sep-20     |
| <b>Document no</b> | 701001_UM     |

**Document History**

| Version | Date      | Description of Chang | Author        |
|---------|-----------|----------------------|---------------|
| 1       | 23-Sep-20 | Initial Version      | Sixtus Stanly |

## Contents

- [1 Introduction](#)
- [2 Reader](#)
  - [2.1 Functionality](#)
  - [2.2 Front/Top Casing View](#)
  - [2.3 Isometric View](#)
  - [2.4 Rear View with back plate](#)
- [3 Product details](#)
- [4 Specifications](#)
- [5 Product Label](#)
- [6 Product Certification ID's](#)
- [7 Installation details](#)
  - [7.1 Parts List](#)
  - [7.2 Recommended Infrastructure](#)
  - [7.3 Pigtail cable color code details](#)
  - [7.4 Mounting the Reader](#)
- [8 Power up and Testing](#)
- [9 Certifications](#)
  - [9.1 FCC](#)
  - [9.2 ISED](#)
  - [9.3 CE](#)
- [10 Documents / Resources](#)
- [11 Related Posts](#)

## Introduction

This document details the Physical Access Control Reader **7010-B PRIMIS** Reader and its user instruction and installation procedures.

The 7010-B is a dual Technology RFID reader that works with both 13.56MHz and 125KHz contactless Smart cards to enable the cardholder access to secure areas.

The reader supports an industry-standard Wiegand interface for communication with the control panels.

## Reader

### Functionality

**7010-B** is a physical access control Contactless card reader (accessory equipment) that can read the following credentials

Contactless HF (13.56MHz) conforming with ISO 14443 A & B, ISO15693

Contactless LF (125KHz) credentials of type FSK, ASK, PSK

User-feedback interfaces on the reader include Bi-Color LED's (RED and GREEN) and Buzzer.

The reader can be interfaced with an access control panel equipped with a Wiegand interface.


### Front/Top Casing View



**Isometric View**



**Rear View with back plate**



**Back plate**

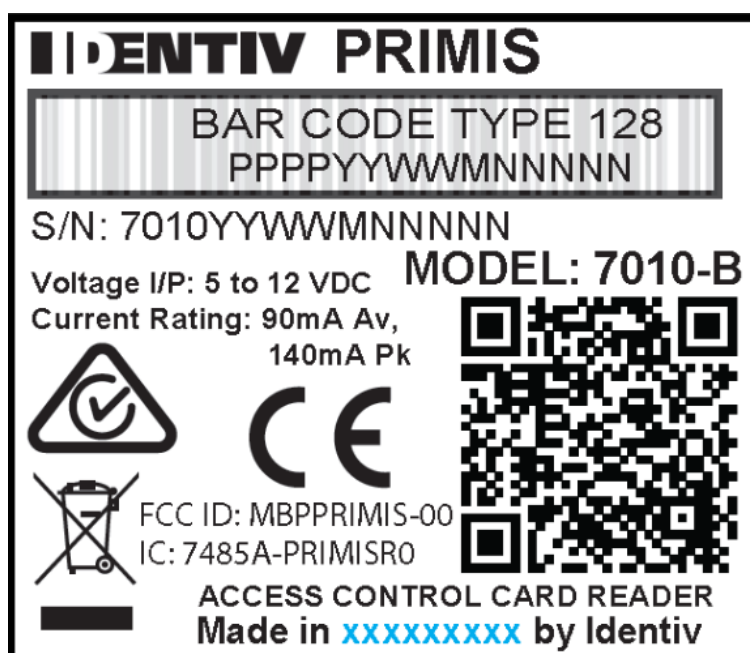
## Product details

|                        |   |
|------------------------|---|
| Product Name           | PRIMIS  |
| Model number           | 7010-B  |
| Device Type            | RFID reader, 13.56MHz (HF)<br>125 KHz (LF),<br>Physical Access control Reader (accessory equipment) |
| Type of equipment      | Potted Reader, Suitable for Indoor and outdoor use  |
| Interface Type         | Pigtail cable   |
| Voltage Rating         | 5 to 12V DC   |
| Current Rating @12V    | Peak Current – 140 mA, Average Current – 90 mA  |
| Communication protocol | Wiegand   |

## Specifications

| Model  | Operating Voltage | Current                 | Operating temp   | Operating humidity |
|--------|-------------------|-------------------------|------------------|--------------------|
| 7010-B | 5 to 12 VDC       | Av: 90 mA<br>Pk: 140 mA | -35 to +66 deg C | 5 to 95 % RH       |

## Product Label



## Product Certification ID's

FCC Certification ID – MBPRIMIS-00

IC Certification ID – 7485A-PRIMISR0

## Installation details

Wiring methods shall be in accordance with the National Electrical Code (ANSI/NFPA70), local codes, and the authorities having jurisdiction.

### Parts List

- 7010-B reader -1
- Screws (A #6-18X1.5" SS) – 2Nos – Back Plate mounting screws for Wall
- Screws (SMF #6-32x3/8" SS) – 1 No – 1 casing to back plate mounting screw
- Nylon anchor plug -2 Nos
- Back Plate – 1 No

### Recommended Infrastructure

- All cabling and wiring shall be UL Listed and/or UL Recognized
- Cable Wiegand
  - 22AWG Shielded cable or better.Max cable length for Wiegand is 150m / 500 ft.  
Cabling shall comply with UL2556 VW-1 for the IEC62368 compliant installations
- Power Supply – ES1 / PS2 Linear DC PSU – 12 V typ, 500mA min. (for IEC 62368 compliant installations).  
For compliance with CE certification for conducted emission, use a local power supply to power the reader, not more than 3m from the reader.

### Pigtail cable color code details

|               |         |
|---------------|---------|
| RED           | POWER   |
| BLACK + WHITE | GROUND  |
| BLACK         | DRAIN   |
| PINK          | Tx      |
| GRAY          | Rx      |
| GREEN         | DATA 0  |
| WHITE         | DATA 1  |
| ORANGE        | LED GRN |
| YELLOW        | BUZZER  |

**Table 1**

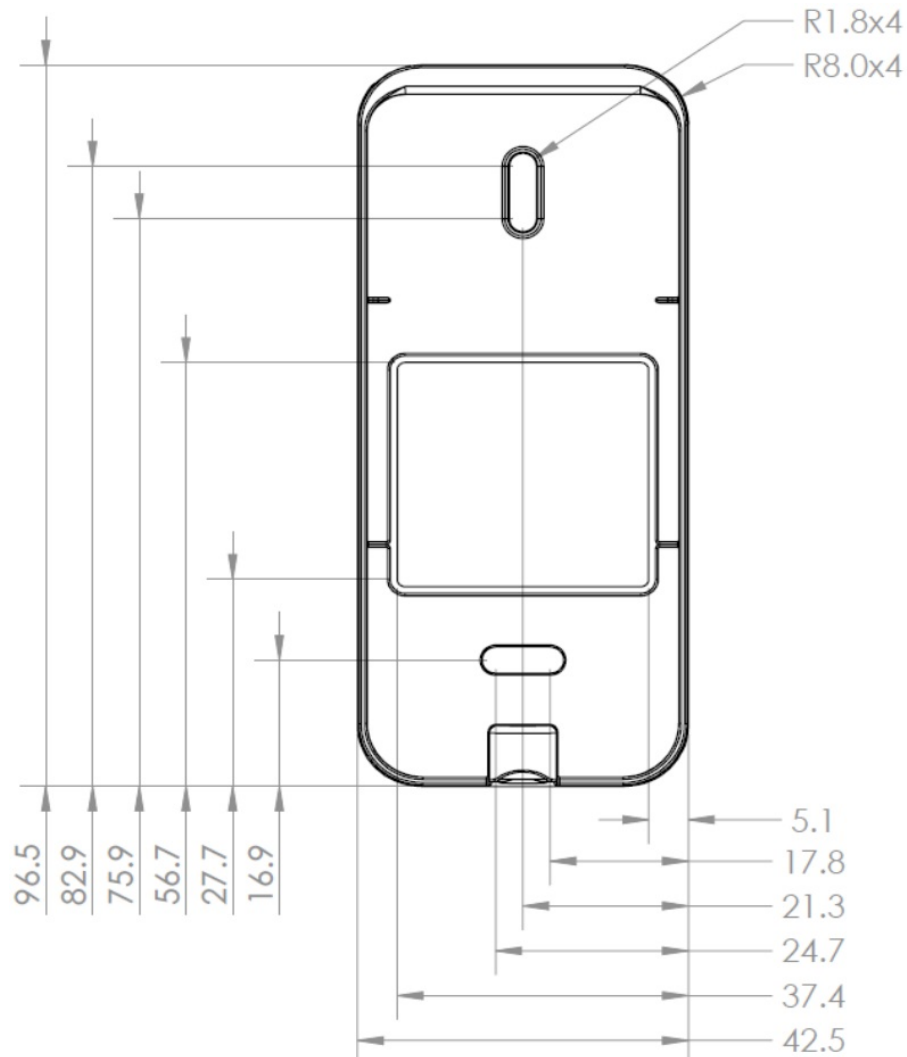
- Shield Ground/ Drain – Black wire should be connected to the cable shield.
- Pink/ Grey is not for field use. It is Only for Debug purposes and needs to be taped and secured separately from the other cables.

### Caution:

During Wiring make sure that the +VDC lines do not make contact with any other wires, as it might affect reader functionality/ cause damage to the reader.

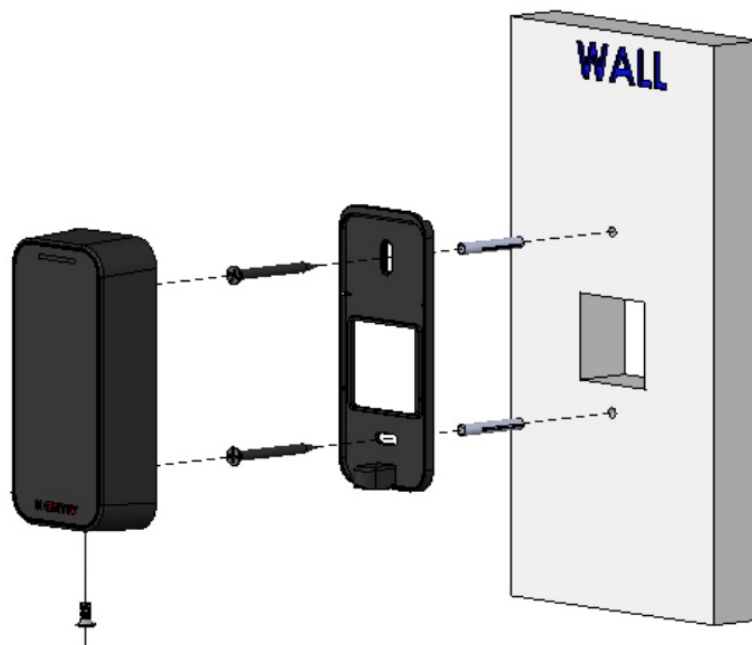
## Mounting the Reader

### 7.4.1 Reference for the location of mounting holes on the wall



### 7.4.2 Reader Installation Steps

- Make the required holes on the wall as per the backplate drawing above.
- The reader is to be mounted at a height less than 2 meters from the floor for MS1 compliance as per IEC 62368-1
- Insert the nylon screw plugs into the wall.
- Connect the wires as per the Table 1
- Secure the backplate onto the wall using the Screws
- Hook the reader onto the backplate
- Secure the reader and backplate by the Screw (SMF #6-32×3/8" SS)



## Power up and Testing

### 1. Turn power on

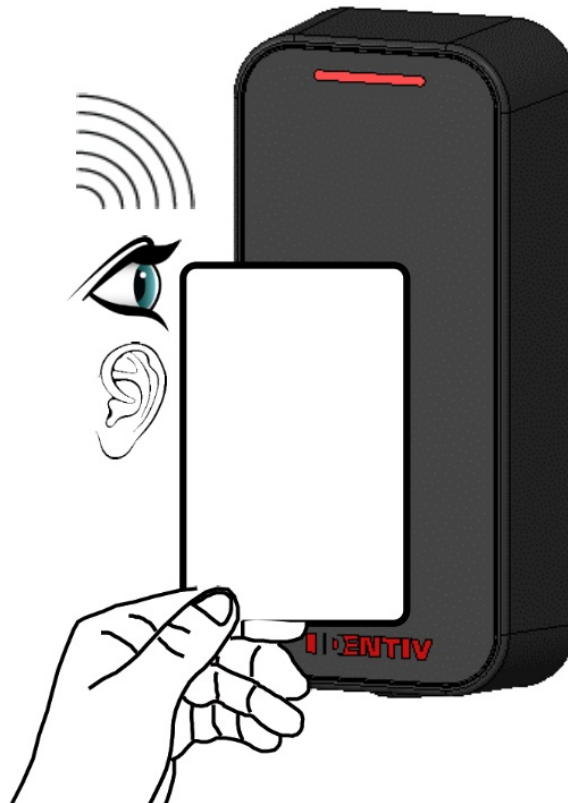
The LED blinks 3 times green with a long beep, then turns red





## 2. Present a card

Contactless card ( HF/ LF) – The LED blinks green, and a short Beep is heard



## Certifications

### FCC

This device complies with Part 15 of the FCC Rules. Operation is subject to the following two conditions:

1. This device may not cause harmful interference, and
2. This device must accept any interference received, including interference that may cause undesired operation

This equipment has been tested and found to comply with the limits for a Class B digital device, pursuant to part 15 of the FCC Rules. These limits are designed to provide reasonable protection against harmful interference in a residential installation. This equipment generates uses and can radiate radio frequency energy and, if not installed and used in accordance with the instructions, may cause harmful interference to radio communications. However, there is no guarantee that interference will not occur in a particular installation. If this equipment does cause harmful interference to radio or television reception, which can be determined by turning the equipment off and on, the user is encouraged to try to correct the interference by one or more of the following measures:

- Reorient or relocate the receiving antenna.
- Increase the separation between the equipment and receiver.
- Connect the equipment into an outlet on a circuit different from that to which the receiver is connected.
- Consult the dealer or an experienced radio/TV technician for help.

**Information to user**

Changes or modifications not expressly approved by Identiv could void the user’s authority to operate the equipment.

**ISED**

This device complies with Innovation, Science, and Economic Development Canada’s license-exempt RSS standard(s).  
Operation is subject to the following two conditions.

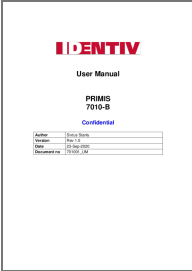
1. This device may not cause interference
2. This device must accept any interference, including interference that may cause undesired operation of the device

**CE**

**Identiv** hereby declares that the **PRIMIS** reader Model **7010-B** is in compliance with the essential requirements and other relevant provisions of Directive 1999/5/EC.



**Documents / Resources**

|   |  |
|---|--|
|  The thumbnail shows the front cover of the user manual. It features the Identiv logo at the top, followed by 'User Manual', 'PRIMIS 7010-B', and 'Confidential'. Below this is a table with fields for Author, Date, Version, and Revision, all of which are blank. | <p><a href="#">IDENTIV 7010-B Primis Access Control Reader</a> [pdf] User Manual<br/>PRIMIS-00, PRIMIS00, MBPPRIMIS-00, MBPPRIMIS00, 7010-B Primis Access Control Reader, 7010-B, Primis Access Control Reader</p> |
|---|--|