

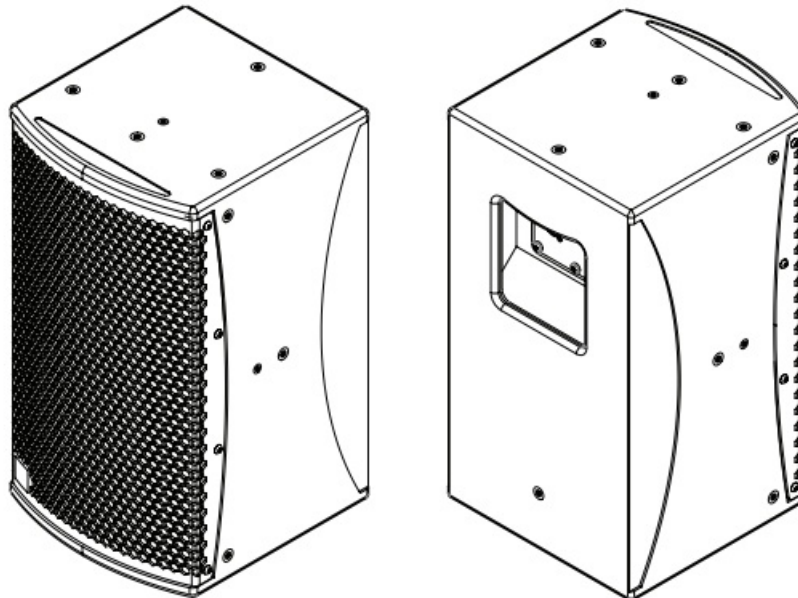


iDea LUA10i 10 Inch Multipurpose Passive Loudspeaker User Guide

[Home](#) » [iDea](#) » iDea LUA10i 10 Inch Multipurpose Passive Loudspeaker User Guide 



LUA10i 10" Multipurpose Passive Loudspeaker Quick Start Guide



Contents

- 1 [LUA10i 10 Inch Multipurpose Passive Loudspeaker](#)
- 2 [OPTIONAL INSTALLATION ACCESSORIES](#)
- 3 [TECHNICAL DATA](#)
- 4 [TECHNICAL DRAWINGS](#)
- 5 [WARNINGS AND SAFETY GUIDELINES](#)
- 6 [WARRANTY](#)
- 7 [DECLARATION OF CONFORMITY](#)
- 8 [Documents / Resources](#)
 - 8.1 [References](#)
- 9 [Related Posts](#)

LUA10i 10 Inch Multipurpose Passive Loudspeaker

LUA10i is, out of the box, a true power-density delight, providing unexpectedly deep LF response with no additional adjustments or DSP processing required. LUA10i features a variety of options for wall-mount configurations with dedicated installation accessories, as well as a pole mount for AV portable applications. LUA10i clearly represents a boost on the qualities of LUA10 and greater (almost doubled) output power packaged into a trapezoidal enclosure.

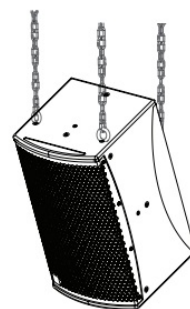
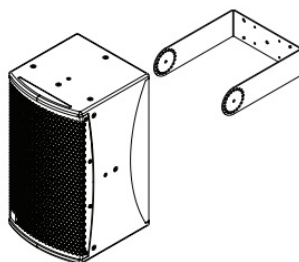
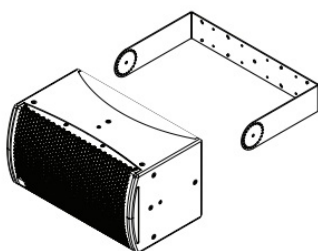
Featuring premium European high-efficiency transducers, LUA10i HF assembly integrates a 1,75" compression driver coupled with a asymmetrical (80°H/60°V) horn and the LF section features a 400 W 10" woofer with a front firing port. A dedicated, specially designed passive crossover maximizes the electroacoustic performance of the transducers and delivers a balanced, coherent response from 50 Hz with an optimum full-range audio reproduction with no additional processing.

The NL-4 connectors rear panel is housed within the handle space, protecting the connexions and allowing for installing the loudspeaker closer to the walls.

The excellent power-to size ratio, the high-quality audio reproduction and the stylish design cabinet with endurable finish makes it a perfect solution for permanent installations, A/V and mobile applications. Both as full-range close-field FGM or BGM in open spaces or medium to large rooms, LUA10i provides sufficient LF response without subwoofer reinforcement adding optimized performance-to-investment value.

OPTIONAL INSTALLATION ACCESSORIES

LUA10i is fitted with 10 threaded M8 inserts for vertical/horizontal hung permanent installations as well as bottom 36 mm pole-mount socket that serves for both pole mount configurations onto a BASSO Series subwoofer. Dedicated U-Bracket accessories are also available for horizontal and vertical wall-mount installations. Instal de accesorry on the wall, fix the loudspeaker with M8 bolts into the lateral inserts and lock the desired angulation with M6 bolts into one of the 25 diferent positions.

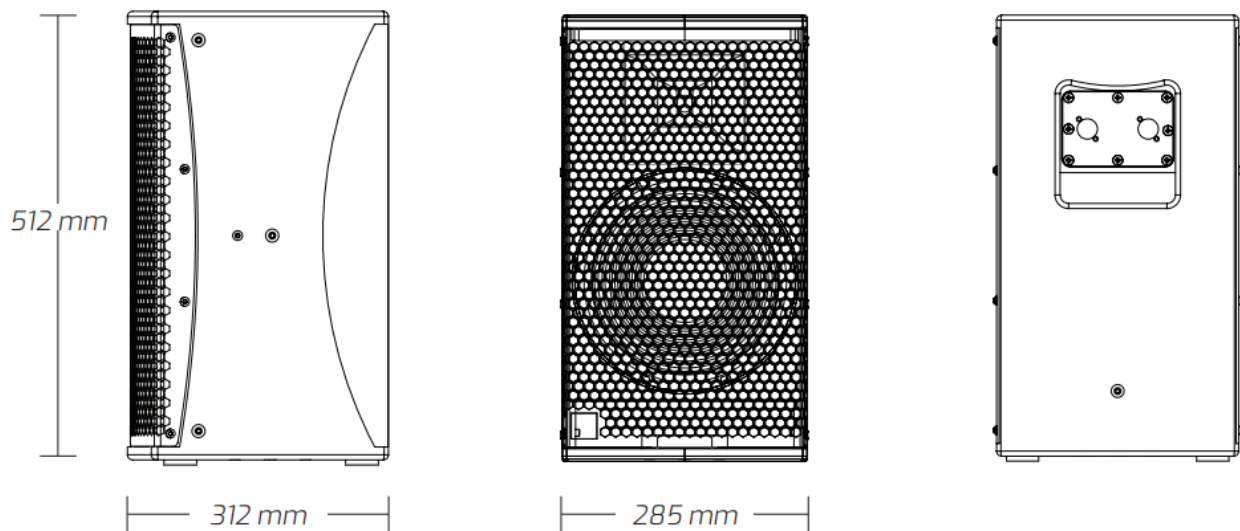


LUA10i optional installation accessories




TECHNICAL DATA

Enclosure design	Rectangular
HF Transducer	1 x 1.75" Compression Driver
LF Transducer	1 x 10" Woofer
Power Handling (RMS)	400 W
Nominal Impedance	8 Ohm
SPL (Continuous/Peak)	125/131 dB SPL
Frequency Range (-10 dB)	50 – 18000 Hz
Frequency Range (-3 dB)	75 – 17000 Hz
Coverage	80° x 60° (H/V)
Dimensions (WxHxD)	285 x 512 x 312 mm (11.2 x 20.2 x 12.3 in)
Weight	17.4 kg (38.4 lb)
Connectors +/-1 +/-2	2 x Neutrik speakOn NL-4 in parallel Input Link
Cabinet Construction	15 mm Birch Plywood
Grille	1.5 mm perforated weatherised steel with protective foam
Finish	Durable IDEA proprietary Aquaforce high-resistance paint coating process
Handles	1 integrated rear handle
Feet	4 rubber feet
Installation	10 x threaded M8 inserts, 36 mm pole cup
Accessories	Vertical U-Bracket (UB-L10i-V) Horizontal U-Bracket (UB-L10i-H) 35 mm Pole (K&M-21336)

TECHNICAL DRAWINGS



WARNINGS AND SAFETY GUIDELINES

- Read this document thoroughly, follow all safety warnings and keep it for future reference.
-  The exclamation mark inside a triangle indicates that whatever repairing and component replacement operations must be done by qualified and authorized personnel.
- No user serviceable parts inside.
- Only use accessories tested and approved by IDEA and supplied by the manufacturer or an authorized dealer.
- Installations, rigging and suspension operations must be done by qualified personnel.
- Only use accessories specified by IDEA, complying with maximum loads specifications and following local safety regulations.
-  Read the specifications and connection instructions before proceeding to connect the system and use only cabling supplied or recommended by IDEA. Connection of the system should be done by qualified personnel.
- Professional sound reinforcement systems can deliver high SPL levels that may result in hearing damage. Do not stand close to the system while in use.
- Loudspeakers produce magnetic field even while they are not in use or even when disconnected. Do not place or expose loudspeakers to any device that is sensitive to magnetic fields such as television monitors or data storage magnetic material.
- Disconnect the equipment during lightning storms and when it is not to be used for a long time.
- Do not expose this device to rain or moisture.
- Do not place any objects containing liquids, such as bottles or glasses, on the top of the unit. Do not splash liquids on the unit.
- Clean with a wet cloth. Do not use solvent-based cleaners.
- Regularly check the loudspeaker housings and accessories for visible signs of wear and tear, and replace them when necessary.
- Refer all servicing to qualified service personnel.
-  This symbol on the product indicates that this product should not be treated as household waste. Follow local regulation for recycling of electronic devices.
- IDEA declines any responsibility from misuse that may result in malfunction or damage of the equipment.

WARRANTY

- All IDEA products are guaranteed against any manufacturing defect for a period of 5 years from date of purchase for acoustical parts and 2 years from date of purchase for electronic devices.
- The guarantee excludes damage from incorrect use of the product.
- Any guarantee repair, replacement and servicing must be exclusively done by the factory or any of authorized service centres.
- Do not open or intend to repair the product; otherwise servicing and replacement will not be applicable for guarantee repair.
- Return the damaged unit, at shipper's risk and freight prepaid, to the nearest service centre with a copy of the purchase invoice in order to claim guarantee service or replacement.

DECLARATION OF CONFORMITY

POL. A TRABE 19-20 15350 CEDEIRA (GALICIA – SPAIN)

DECLARES THAT: LUA10i

COMPLIES WITH THE FOLLOWING EU DIRECTIVES:

ROHS (2002/95/CE) RESTRICTION OF HAZARDOUS SUBSTANCES

LVD (2006/95/CE) LOW VOLTAGE DIRECTIVE

EMC (2004/108/CE) ELECTRO-MAGNETIC COMPATIBILITY

WEEE (2002/96/CE) WASTE OF ELECTRIC AND ELECTRONIC EQUIPMENT

EN 60065: 2002 AUDIO, VIDEO AND SIMILAR ELECTRONIC APPARATUS. SAFETY RE-QUIREMENTS.

EN 55103-1: 1996 ELECTROMAGNETIC COMPATIBILITY: EMISSION

EN 55103-2: 1996 ELECTROMAGNETIC COMPATIBILITY: IMMUNITY



www.ideaproaudio.com



<https://www.ideaproaudio.com/product-detail/lua10i/>

For further information scan the QR Code

or refer to the following web address: www.ideaproaudio.com/product-detail/lua10i


IDEA is always in pursuit of better performance, greater reliability and design features.

Technical specifications and minor finish details may vary without notice in order to improve our products.

©2022 – I MAS D Electroacústica SL

Pol. A Trabe 19-20 15350 Cedeira (Galicia – Spain)

Documents / Resources

	<p>iDea LUA10i 10 Inch Multipurpose Passive Loudspeaker [pdf] User Guide</p> <p>LUA10i, 10 Inch Multipurpose Passive Loudspeaker, LUA10i 10 Inch Multipurpose Passive Loudspeaker, Multipurpose Passive Loudspeaker, Passive Loudspeaker, Loudspeaker</p>
----------------------------------------------------------------------------------	---------------------------------------------------------------------------------------------------------------------------------------------------------------------------------------------------------------------------------------------------------------------------

References

- [IDEA Pro Audio](#)
- [LUA10i | IDEA Pro Audio](#)