

ICY BOX IB-DK4061-CPD Mobile USB Type-C Notebook Docking Station



ICY BOX IB-DK4061-CPD Mobile USB Type-C Notebook Docking Station Instruction Manual

[Home](#) » [ICY BOX](#) » ICY BOX IB-DK4061-CPD Mobile USB Type-C Notebook Docking Station Instruction Manual



Contents

- [1 ICY BOX IB-DK4061-CPD Mobile USB Type-C Notebook Docking Station](#)
- [2 Product Specifications](#)
- [3 Product Usage Instructions](#)
- [4 Frequently Asked Questions \(FAQ\)](#)
- [5 WHAT IN THE BOX](#)
- [6 SPECIFICATION](#)
- [7 CONNECTION](#)
- [8 APPS](#)
- [9 INSTALLATION INSTRUCTION](#)
- [10 Documents / Resources](#)
 - [10.1 References](#)



ICY BOX IB-DK4061-CPD Mobile USB Type-C Notebook Docking Station



Product Specifications

- **Model:** IB-DK4061-CPD
- Legacy USB standards:
 - USB 3.0 = USB 3.1 (Gen 1)
 - USB 3.1 = USB 3.1 (Gen 2)
 - USB 3.2 (Gen 2×2)
- Current USB standards Data transfer rate:
 - USB 3.2 Gen 1 = 5 Gbit/s
 - USB 3.2 Gen 2 = 10 Gbit/s
 - 20 Gbit/s = 20 Gbit/s
 - 40 Gbit/s = 40 Gbit/s
- Dual Video Output Resolutions:
 - 1920×1080@60 Hz
 - 3840×2160@60 Hz
 - 3840×2160@30 Hz (mirrored only)
- Single Video Output Resolutions:
 - 1920×1080@60 Hz
 - 3840×2160@30 Hz
 - 7680×4320@30 Hz

Product Usage Instructions

Setting Up the Docking Station

1. Ensure your laptop/desktop is powered off.
2. Connect the docking station to your laptop/desktop using the provided USB cable.
3. Connect your peripherals (e.g., monitor, keyboard, mouse) to the appropriate ports on the docking station.
4. Power on your laptop/desktop.

Adjusting Display Settings

To adjust display settings:

- 1. Right-click on your desktop and select 'Display Settings'.
- 2. Choose the desired resolution and refresh rate for your displays.
- 3. Click 'Apply' to save the changes.

Using Multiple Monitors

If you wish to use multiple monitors:

- 1. Connect the additional monitors to the docking station following the same setup process.
- 2. Configure the display settings to extend or duplicate your desktop across the monitors.

Frequently Asked Questions (FAQ)

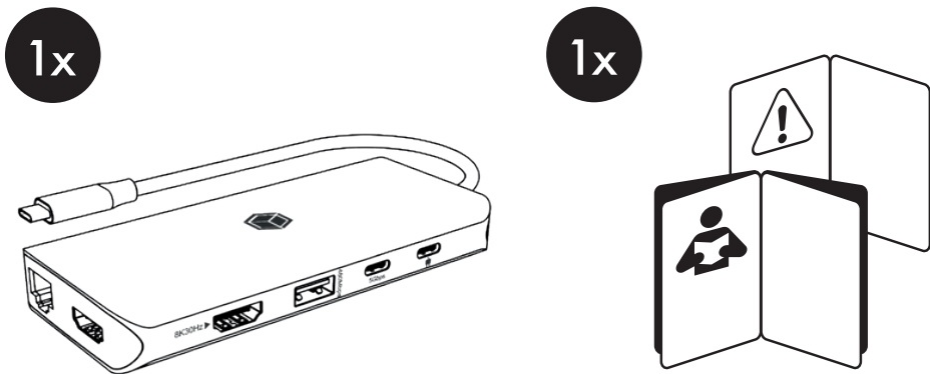
Q: How do I update the firmware of the docking station?

A: To update the firmware, visit the official website at www.icybox.de and download the latest firmware update for your model.

Q: Why is my monitor not displaying at the correct resolution?

A: Ensure that your monitor supports the resolution you are trying to set. Check the monitor's specifications and adjust the settings accordingly in your computer's display settings.

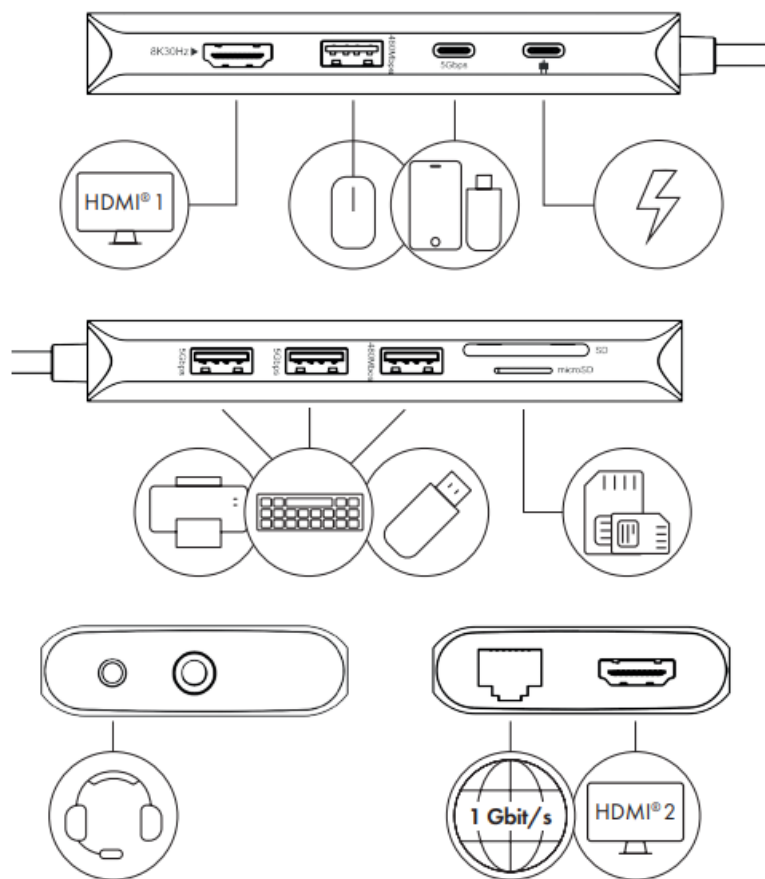
WHAT IN THE BOX



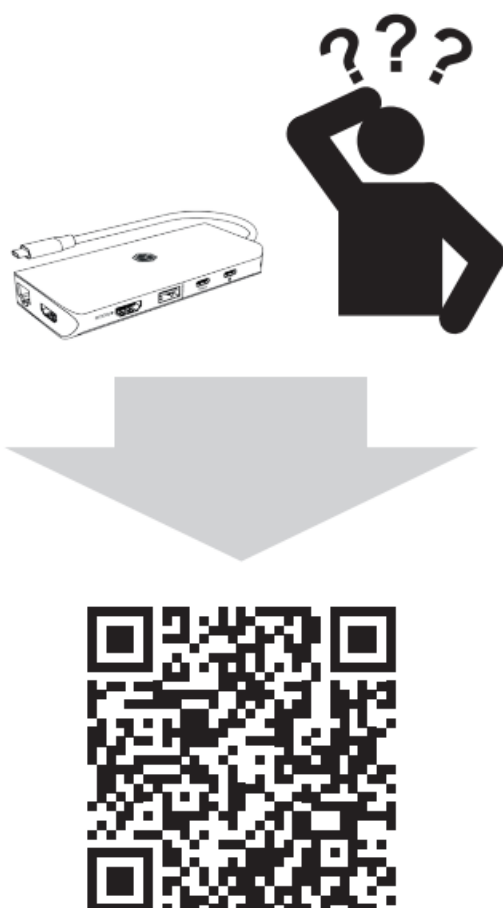
SPECIFICATION

Legacy USB standards	Current USB standards	Data transfer rate
USB 3.0 = USB 3.1 (Gen 1)	= USB 3.2 Gen 1	= 5 Gbit/s
USB 3.1 = USB 3.1 (Gen 2)	= USB 3.2 Gen 2	= 10 Gbit/s
USB 3.2 (Gen 2x2)	= USB 3.2 Gen 2x2	= 20 Gbit/s
	= USB4[®] Gen 3x2	= 40 Gbit/s

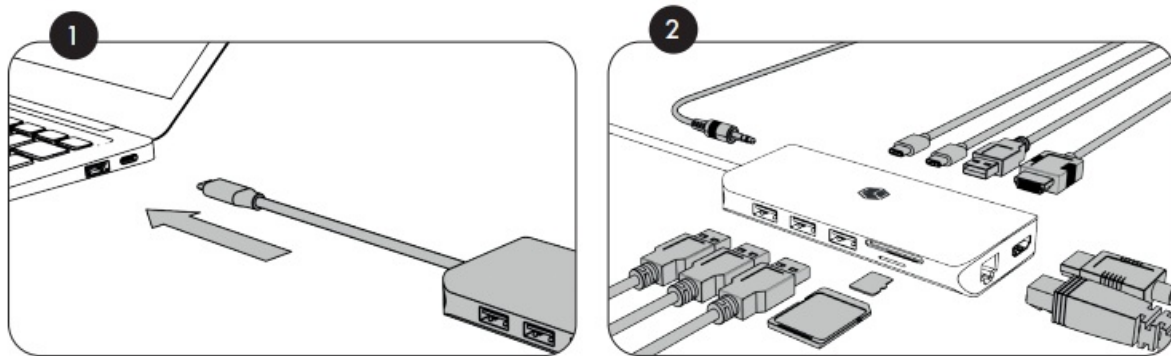
CONNECTION



APPS



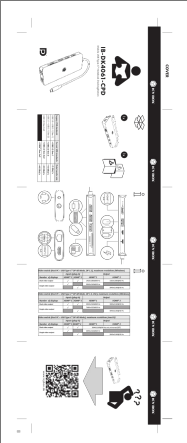
INSTALLATION INSTRUCTION





- www.quefairedemesdechets.fr

Copyright 2023 by RaidSonic Technology GmbH. All Rights Reserved. The information contained in this manual is believed to be accurate and reliable. RaidSonic Technology GmbH assumes no responsibility for any errors contained in this manual. RaidSonic Technology GmbH reserves the right to make changes in the specifications and/or design of the above-mentioned product without prior notice. The diagrams contained in this manual may also not fully represent the product that you are using and are there for illustration purposes only. RaidSonic Technology GmbH assumes no responsibility for any differences between the product mentioned in this manual and the product you may have. DisplayLink® is the registered trademark of DisplayLink Corp. in the EU, the US, and other countries DisplayPort™ and the DisplayPort™ logo are trademarks owned by the Video Electronics Standards Association (VESA®) in the United States and other countries. The terms HDMI, HDMI High-Definition Multimedia Interface, HDMI Trade dress and HDMI Logos are trademarks or registered trademarks of HDMI Licensing Administrator, Inc. Apple and macOS are registered trademarks of Apple Computer Inc. Microsoft, Windows and the Windows logo are registered trademarks of Microsoft Corporation.

Documents / Resources

	<p>ICY BOX IB-DK4061-CPD Mobile USB Type-C Notebook Docking Station [pdf] Instruction Manual</p> <p>IB-DK4061-CPD, IB-DK4061-CPD Mobile USB Type-C Notebook Docking Station, Mobile USB Type-C Notebook Docking Station, USB Type-C Notebook Docking Station, Type-C Notebook Docking Station, Notebook Docking Station, Docking Station, Station</p>
---	---

References

-  [ICY BOX](#)
-  [Que Faire de mes Déchets ? Découvrez les solutions pour tous vos déchets et nos conseils pour en produire moins.](#)

- [User Manual](#)

Manuals+, Privacy Policy

This website is an independent publication and is neither affiliated with nor endorsed by any of the trademark owners. The "Bluetooth®" word mark and logos are registered trademarks owned by Bluetooth SIG, Inc. The "Wi-Fi®" word mark and logos are registered trademarks owned by the Wi-Fi Alliance. Any use of these marks on this website does not imply any affiliation with or endorsement.