

B01IUHQJ3G ICStation Light Sensor Sound Module with 8 Memory User Manual


[Home](#) » [Icstation](#) » B01IUHQJ3G ICStation Light Sensor Sound Module with 8 Memory User Manual 

Contents

- [1 B01IUHQJ3G ICStation Light Sensor Sound Module with 8 Memory](#)
- [2 Function](#)
- [3 Parameters](#)
- [4 How to use](#)
- [5 Any Question?](#)
- [6 Documents / Resources](#)
 - [6.1 References](#)
- [7 Related Posts](#)

ICSTATION

B01IUHQJ3G ICStation Light Sensor Sound Module with 8 Memory



Function

Light sensor control


Once detect the light, the module will automatically play the music.

8M Memory

Built-in 8M memory with micro USB port, you can update the music just by a smartphone USB cable. (The USB cable doesn't come with the product.) It is recognized by the computer as a USB drive, just like an MP3 player, and you're free to add any MP3 audio file to the internal storage as long as it doesn't go over the 8MB limit.

Self-adhesive


Self-adhesive on the back of the sound module makes it easy to install. Icstation sound module is ideal for DIY talking greeting cards, music boxes, Christmas gifts, and other creative gifts.



Parameters

- **Power Supply Voltage:** 2 x 3.6V button cells
- **Output:** 0.5-1W
- **Size:** 45*40mm
- **Speaker Size:** D36mm
- **RAM:** 8M

How to use



1. Put the product under light, turn on the switch to see if the test music starts playing.
2. Place the product in a dark place will stop playing.
3. Turn off the switch.
4. Connect the module to Windows computer by USB DATA cable. SUPPORT WINDOWS ONLY. It is recognized by the computer as a USB drive, just like an MP3 player.



5. 8M limit.
6. You need to delete the default audio file first, and then put your mp3 music into the folder. This module only supports the MP3 type file.
7. Repeat Step 1 to see if the module works well. Adjust the volume to a suitable degree.

Attention


1. Make sure the two pins of the photoresistor don't touch each other.
2. It only supports mp3 file.
3. The module will not play when it is connected to the computer.
4. Please note that a micro USB DATA Cable needs to be used to interface with this sound module. A micro USB charging cable is insufficient and will not work.

Any Question?

Any question please contact our service team with your order ID. We are glad to help you solve the issue.
icstation@hotmail.com

(ASIN:B01IUHQJ3G Part Number:9084)
<http://www.amazon.com/dp/B01IUHQJ3G>
www.amazon.com/shops/icstation
icstation@hotmail.com

Documents / Resources

	<p>ICSTATION B01IUHQJ3G ICStation Light Sensor Sound Module with 8 Memory [pdf] User Manual</p> <p>B01IUHQJ3G ICStation Light Sensor Sound Module with 8 Memory, B01IUHQJ3G, ICStation Light Sensor Sound Module with 8 Memory, Light Sensor Sound Module, Sensor Sound Module, Sound Module, Module</p>
---	--

References

- [Amazon.com](#)