




icron USB 1.1 RV1850 1-Port USB 1.1 85m* Cat 5e/6/7 Extender System User Guide

[Home](#) » [icron](#) » icron USB 1.1 RV1850 1-Port USB 1.1 85m* Cat 5e/6/7 Extender System User Guide 

Contents

- [1 icron USB 1.1 RV1850 1-Port USB 1.1 85m* Cat 5e/6/7 Extender System](#)
- [2 Certification and Compliance](#)
- [3 Documents / Resources](#)
- [4 Related Posts](#)



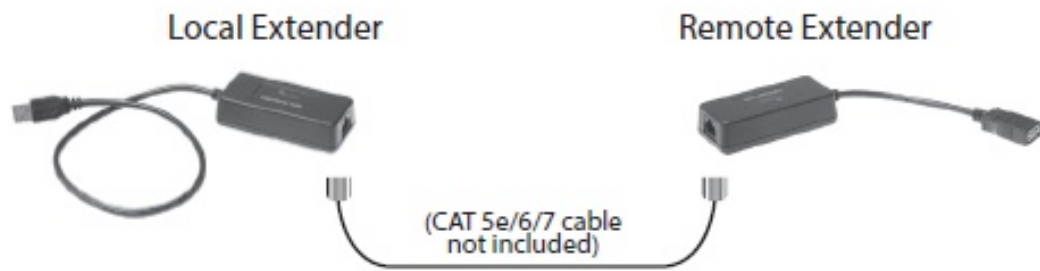
icron USB 1.1 RV1850 1-Port USB 1.1 85m* Cat 5e/6/7 Extender System




Before you get started, ensure that all the drivers required for your USB device(s) are installed.

1. Place units where desired, and connect the Cat 5e/6/7 (solid core) extension link cable to the Link ports (RJ45)

on the local and remote extenders.



2. Connect the local extender to your computer.



3. Attach your USB device to the remote extender.



Certification and Compliance

FCC Radio Frequency Interference Statement Warning

This device complies with part 15 of the FCC Rules. Operation is subject to the following two conditions: (1) this device may not cause harmful interference, and (2) this device must accept any interference received including interference that may cause undesired operation.

CE Statement

We, Icron Technologies Corporation, an Analog Devices brand, declare under our sole responsibility that the Icron USB 1.1 RV1850, to which this declaration relates, is in conformity with European Standards EN 55024, EN 55032, EN 61000, and RoHS Directive 2011/65/EU + 2015/863/EU.

Industry Canada Statement

This Class A digital apparatus complies with Canadian ICES-003. CAN ICES-3 (A)/ NMB-3 (A)

WEEE Statement

The European Union has established regulations for the collection and recycling of all waste electrical and electronic equipment (WEEE). Implementation of WEEE regulations may vary slightly by individual EU member states. Please check with your local and state government guidelines for safe disposal and recycling or contact your national WEEE recycling agency for more information.


Product Operation and Storage

Please read and follow all instructions provided with this product and operate for intended use only. Do not

attempt to open the product casing as this may cause damage and will void warranty. When not in use, product should be stored in a dry location between -20°C and 70°C.

Icron Technologies Corporation An Analog Devices Brand 4664 Lougheed Hwy., Suite 221 Burnaby, BC V5C 5T5, Canada +1 604 638 3920

Documents / Resources

	icron USB 1.1 RV1850 1-Port USB 1.1 85m* Cat 5e/6/7 Extender System [pdf] User Guide USB 1.1 RV1850, 1-Port USB 1.1 85m Cat 5e 6 7 Extender System, USB 1.1 RV1850 1-Port U SB 1.1 85m Cat 5e 6 7 Extender System
---	---

[Manuals+](#)