



icron 3251C 1-Port USB 3-2-1 Fixed Range Point-to-Point Extender System User Guide

[Home](#) » [icron](#) » icron 3251C 1-Port USB 3-2-1 Fixed Range Point-to-Point Extender System User Guide 

Contents

- [1 icron 3251C 1-Port USB 3-2-1 Fixed Range Point-to-Point Extender System](#)
- [2 Package Contents](#)
- [3 Certification, Compliance and Warranty Information](#)
- [4 Product Operation and Storage](#)
- [5 Obtaining Warranty Service](#)
- [6 Documents / Resources](#)
- [7 Related Posts](#)



icron 3251C 1-Port USB 3-2-1 Fixed Range Point-to-Point Extender System



Package Contents

- Icron USB 3-2-1 Starling 3251C LEX
- Icron USB 3-2-1 Starling 3251C REX
- USB 3.1 USB-C Cable
- Link Cable
- Cable Pulling Eye
- Quick Start Guide

For additional details about configuring and operating your Starling 3251C, refer to the complete user guide online at:

www.icron.com/3251C

For technical support visit:

www.icron.com/support

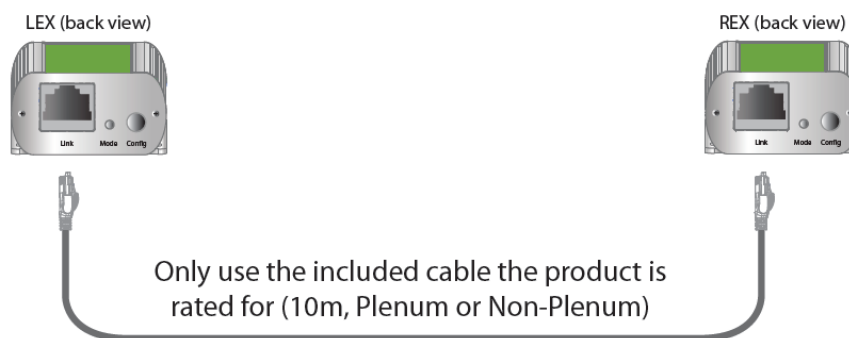
Before you get started, ensure that all the drivers required for your USB device(s) are installed. LEX = Local Extender, REX = Remote Extender

1. Recommended:


Use included Cable Pulling Eye to route included Link Cable through a conduit.



2. Place extenders where desired and connect the included Link Cable to the Link ports on the LEX and REX.



3. Connect the LEX to the computer's USB-C port using the included USB-C Cable.

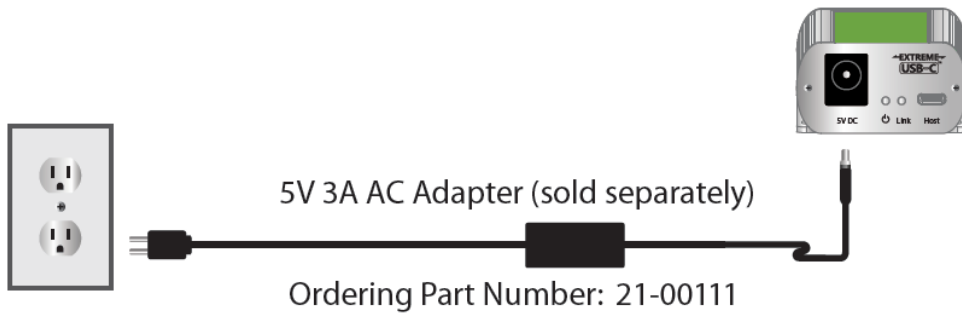


4. Attach USB device to the REX.

REX (front view)



5. If Power LED illuminates amber indicating a warning, plug an Icron approved 5V 3A power supply (not included) into the LEX.



Includes the ExtremeUSB-C™ suite of features:

- Transparent USB extension supporting USB 3, 2 and 1
- True plug and play; no software drivers required
- Works with all major operating systems: Windows®, macOS™, Linux® and Chrome OS™

Certification, Compliance and Warranty Information

FCC Radio Frequency Interference Statement Warning

This device complies with part 15 of the FCC Rules. Operation is subject to the following two conditions: (1) this device may not cause harmful interference, and (2) this device must accept any interference received including interference that may cause undesired operation.

CE Statement

We, Icron Technologies Corporation, a Maxim Integrated brand, declare under our sole responsibility that the Icron USB 3-2-1 Starling™ 3251C, to which this declaration relates, is in conformity with European Standards EN 55024, EN 55032, EN 61000, and RoHS Directive 2011/65/EU + 2015/863/EU.

IC Statement

This Class A digital apparatus complies with Canadian ICES-003 Issue 6.

WEEE Statement

The European Union has established regulations for the collection and recycling of all waste electrical and electronic equipment (WEEE). Implementation of WEEE regulations may vary slightly by individual EU member states. Please check with your local and state government guidelines for safe disposal and recycling or contact your national WEEE recycling agency for more information.

Product Operation and Storage

Please read and follow all instructions provided with this product and operate for intended use only. Do not attempt to open the product casing as this may cause damage and will void warranty. Use only the power supply provided with this product. When not in use, product should be stored in a dry location between -20°C and 70°C.

Detailed product user guides are available online at www.icron.com.

Limited Hardware Warranty

Icron warrants that any hardware products accompanying this documentation shall be free from significant defects in material and workmanship for a period of two years from the date of purchase. Icron's hardware warranty extends to Licensee, its customers and end users. The warranty does not include repair of failures caused by: misuse, neglect, accident, modification, operation outside a normal operating environment, service of the device by non-authorized servicers or a product for which Icron is not responsible.

Hardware Remedies

Icron's entire liability and the Licensee's exclusive remedy for any breach of warranty, shall be, at Icron's option, either: (a) return of the price paid, or (b) repair or replacement of hardware, which will be warranted for the remainder of the original warranty period or 30 days, whichever is longer. These remedies are void if failure of the hardware has resulted from accident, abuse or misapplication.

Limitation of Liability

The hardware warranty set forth in this agreement replaces all other warranties. Icron expressly disclaims all other merchantability and fitness for a particular purpose and non-infringement of third-party rights with respect to the hardware.

Icron dealer, agent or employee is not authorized to make any modification, extension, or addition to this warranty. Under no circumstances will Icron, its suppliers or licensors be liable for any costs of procurement or substitute products or services, lost profits, loss of information or data, or any other special, indirect, consequential or incidental damages arising in any way out of the sale of, use of, or inability to use Icron product or service, even if Icron, its suppliers or licensors have been advised of the possibility of such damages. In no case shall Icron, its suppliers and licensors' liability exceed the actual money paid for the products at issue.

Since some jurisdictions do not allow the limitation of implied warranties of liability for incidental, consequential, special or indirect damages, the above limitation may not always apply. The above limitations will not apply in case of personal injury where and to the extent that applicable law requires such liability.

Obtaining Warranty Service

To obtain warranty service, you must contact Icron within the warranty period for a Return Material Authorization (RMA) number. Icron will not accept returns without an authorized RMA number. Be sure to include the serial numbers of the LEX unit and REX unit in any of your email correspondence. Package the product appropriately for safe shipment and mark the RMA number on the outside of the package. The package must be sent prepaid to Icron Technologies Corporation. We recommend that you insure or send it by a method that provides package tracking. The repaired or replaced item will be shipped to you, at Icron's expense, not later than thirty days after Icron receives the defective product.



Address to return product:

Icron Technologies Corporation Att: RMA Coordinator
4664 Lougheed Hwy., Suite 221 Burnaby, BC V5C 5T5 Canada

©2020 Icron | A Maxim Integrated Brand. All rights reserved. Icron Technologies Corporation, the Icron logo and products referred to herein are either the trademarks or the registered trademarks of Icron. All other trademarks are property of their respective owners. Icron assumes no responsibility for errors that may appear in this document. Information contained herein is subject to change without notice.

Warranty/RMA Inquiries: www.icron.com/support
www.icron.com

Documents / Resources

	<p>icron 3251C 1-Port USB 3-2-1 Fixed Range Point-to-Point Extender System [pdf] User Guide</p> <p>3251C, 1-Port USB 3-2-1 Fixed Range Point-to-Point Extender System, Point-to-Point Extender System, Extender System</p>
<p>USB 3-2-1 Starling® 3251C 1-Port USB 3-2-1 Fixed Range Point-to-Point Extender System User Guide</p> 	<p>icron 3251C 1-Port USB 3-2-1 Fixed Range Point-to-Point Extender System [pdf] User Guide</p> <p>3251C, 1-Port, USB 3-2-1 Fixed Range Point-to-Point Extender System, 3251C 1-Port USB 3-2-1 Fixed Range Point-to-Point Extender System</p>