



ICP DAS SG-3784M 4 Channel DC current Input Signal Conditioning Module User Manual

[Home](#) » [ICP DAS](#) » ICP DAS SG-3784M 4 Channel DC current Input Signal Conditioning Module User Manual 

ICP DAS

4 Channel DC current Input Signal Conditioning Module
SG-3784M
User Manual

Contents

- [1 Introduction](#)
- [2 Appearance](#)
- [3 PIN Assignment](#)
- [4 Wire Connection](#)
- [5 PWM Duty Cycle and Frequency setting](#)
- [6 Block Diagram](#)
- [7 Dimensions](#)
- [8 Technical Service](#)
- [9 Documents / Resources](#)
- [10 Related Posts](#)

Introduction

The SG-3784M is a 4-channel DC current input signal conditioning module which can convert 4 ~ 20 mA current input to PWM output. This provides an economical solution when the 4 to 20mA current need to be converted to PWM output. The duty cycle, 0% to 100%, of the PWM output is a linear transformation of the 4 to 20mA current input. The frequency of the PWM signal can be in the range 600Hz to 800Hz and it can be adjusted by buttons. The SG-3784M includes a monochrome graphic LCD display which shows the duty cycle and frequency of the 4-

channel PWM output signals. 4 kV ESD and 4 kV EFT protection are also provided to enhance noise protection capabilities in industrial environments.

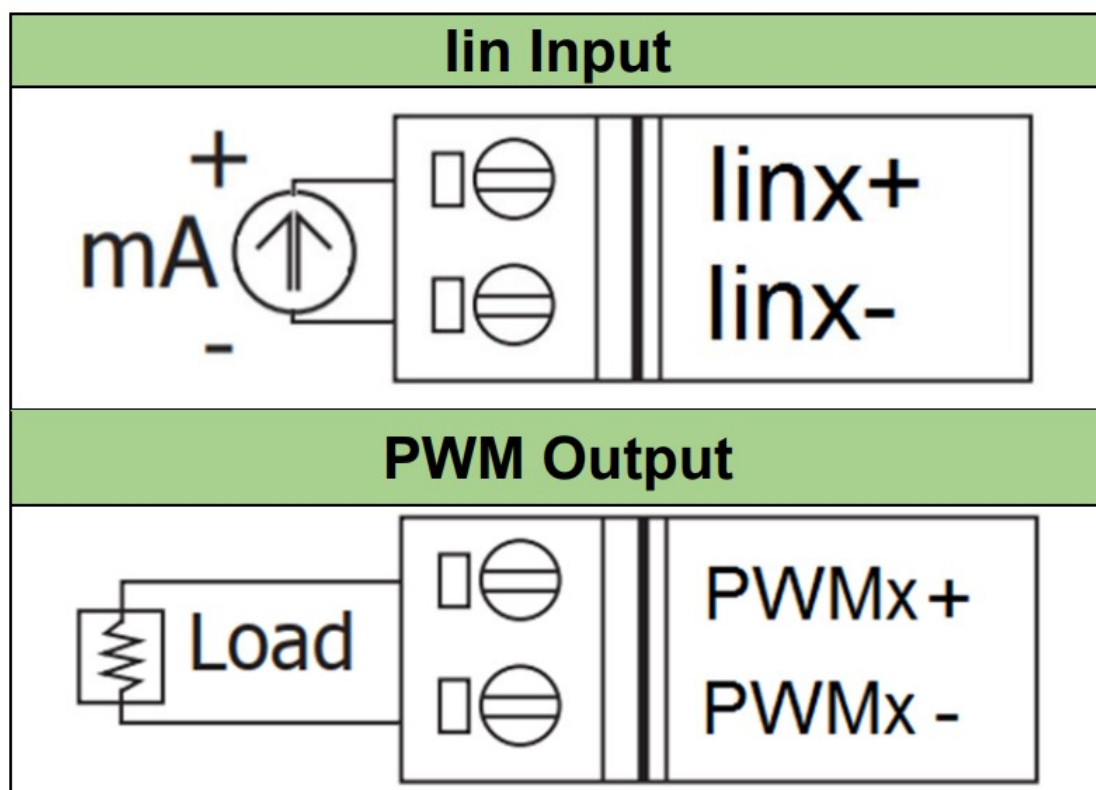
Appearance



PIN Assignment



Wire Connection



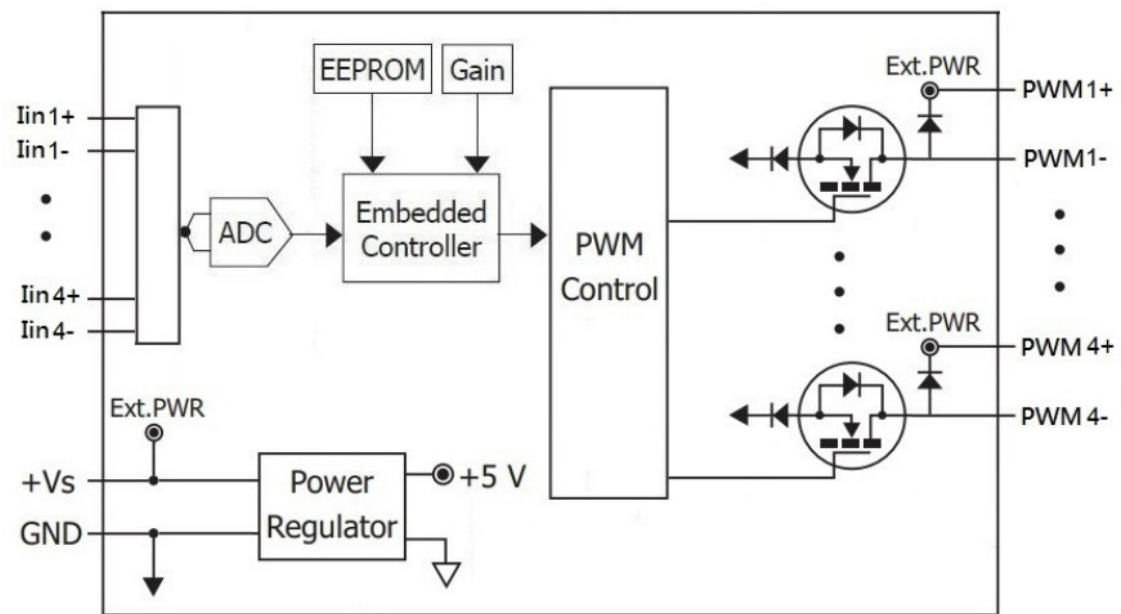
PWM Duty Cycle and Frequency setting

PWM duty cycle and frequency setting show the button switch positions used to configure the channel PWM duty cycle and frequency range. The PWM frequency configuration button switches are located left side the module for front view.

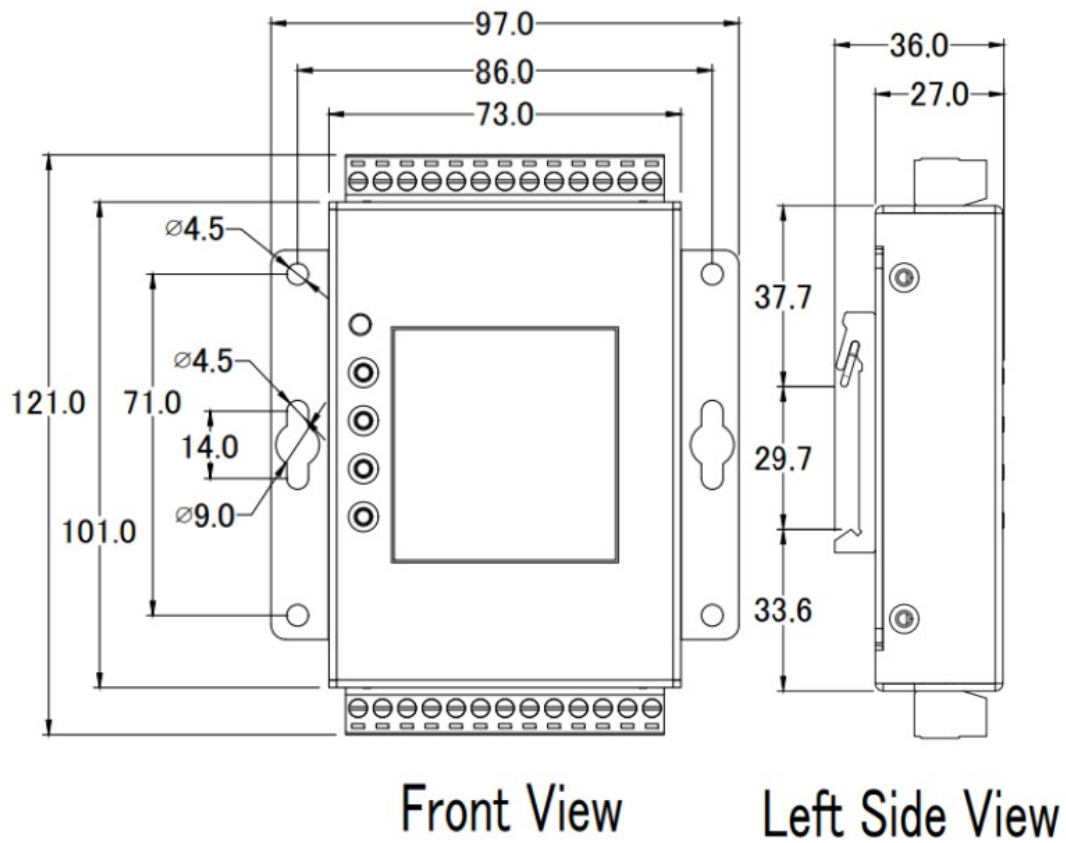


| | |
|------|---|
| PWR | The power LED of the module |
| Mode | Press MODE to modify the channel frequency, the channel frequency flashes. Long press MOD E to modify the four-channel frequency at the same time, and the four-channel frequency flashes. |
| Up | Press UP to increase the frequency, long press to increase quickly. |
| Down | Press DOWN to decrease the frequency, long press to decrease quickly. |
| Set | Press SET to save the modified value. If only one channel is modified, it will switch to the next c hannel. If it is to modify the four channels, stop the modification. Press MODE during the modification to stop the modification. |

Block Diagram

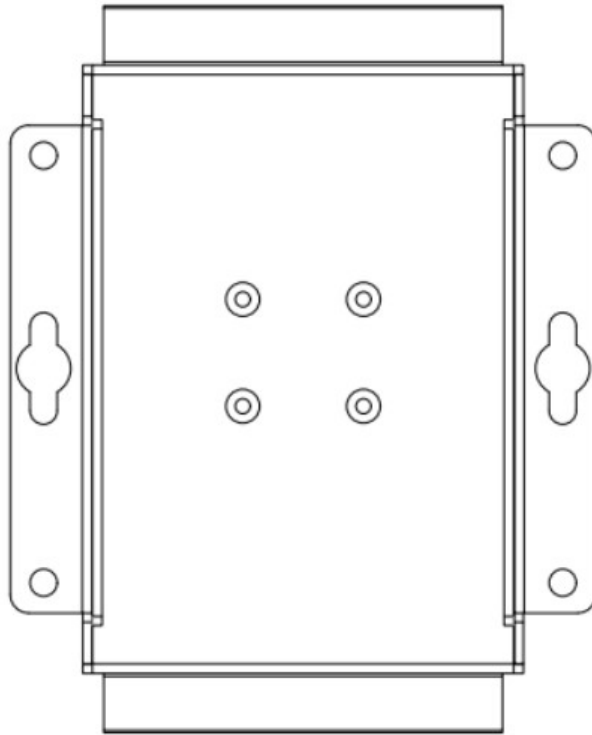


Dimensions





Right Side View




Rear Side View

Technical Service

Please E-mail your problem description to service@icpdas.com when you have any questions.
More detail information: www.icpdas.com

**ICP
DAS**
Ver1.00 2022 Mar.

Documents / Resources

| | |
|---|--|
|  | <p>ICP DAS SG-3784M 4 Channel DC current Input Signal Conditioning Module [pdf] User Manual</p> <p>SG-3383 CR, SG-3784M, 4 Channel DC current Input Signal Conditioning Module, SG-3784M 4 Channel DC current Input Signal Conditioning Module, DC current Input Signal Conditioning Module, Input Signal Conditioning Module, Signal Conditioning Module, Conditioning Module, Module</p> |
|---|--|