



iCOM OPC-2218LU PC Control Programming Cables Instructions

[Home](#) » [ICOM](#) » iCOM OPC-2218LU PC Control Programming Cables Instructions 



INSTRUCTIONS DATA CABLE OPC-2218LU

Contents

- [1 Important](#)
- [2 Explicit definitions](#)
- [3 Precautions](#)
- [4 System requirements](#)
- [5 Operating notes](#)
- [6 Specifications](#)
- [7 Supplied item and accessories](#)
- [8 USB driver and installation guide download](#)
- [9 FCC Information](#)
- [10 About CE](#)
- [11 Disposal](#)
- [12 Documents / Resources](#)
- [13 Related Posts](#)

Important

SAVE THESE INSTRUCTIONS — These instructions contain important safety and operating details for the cable. The cable is used to connect an Icom transceiver/ receiver to a PC for data cloning, using Icom cloning software. Download the USB driver and the installation guide from the Icom website.

Explicit definitions

WORD	DEFINITION
CAUTION	Equipment damage may occur.
NOTE	If disregarded, inconvenience only. No risk of personal injury, fire or electric shock.

Icom is not responsible for the destruction, damage to, or performance of any Icom or non-Icom equipment, if the malfunction is because of:

- Force majeure, includes, but is not limited to, fires, earthquakes, storms, floods, lightning, other natural disasters, disturbances, riots, war, or radioactive contamination.
- The use of Icom products with any equipment that is not manufactured or approved by Icom.

Precautions

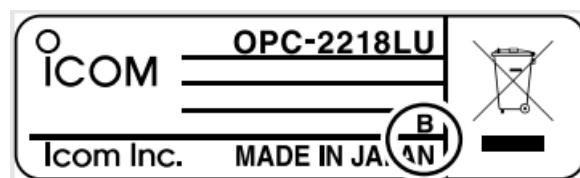
- CAUTION: USE ONLY INDOORS! NEVER expose the cables to rain, snow, or any liquids.
- NEVER let metal, wire, or other objects touch any internal part of the connectors.
- NEVER place any heavy object on the cable, or pinch it.
- DO NOT use harsh solvents such as benzene or alcohol when cleaning, as they will damage the cables.

System requirements

(As of September 2021)

- Operating System (OS)
Microsoft Windows 10 32 bit/64 bit
Microsoft Windows 8.1* 32 bit/64 bit
* Except for Microsoft Windows RT.
- Others
A USB 1.1 or 2.0 port

NOTE: Confirm your OPC-2218LU has the letter “B” on its label. The cable with a label without “B” is not usable with Windows 8.1 and 10.




- ① An Internet connection is required for the USB driver installation.
- ① These instructions are based on using Windows 10.
- ① The displayed dialog boxes, indications, or operations may differ slightly from the following instructions, depending on your operating system, its service pack level, and/or system settings.

Operating notes

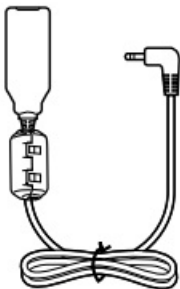
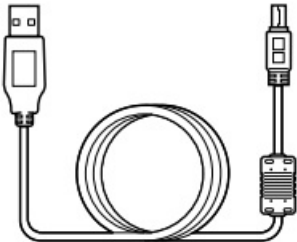

- DO NOT extend the USB cable. Using a USB cable other than the supplied may cause an error.
- Ensure that your PC supports USB port operation by confirming the Universal Serial Bus controller is in the PC's Device Manager.
- Connect the cable directly to a PC's USB port or to a self-powered USB hub.
- Approximately 20 mA of current is required. The insufficient current capacity of the USB port can cause unstable programming operations and a data error.

Specifications

 All stated specifications are subject to change without notice or obligation.

- Usable temperature range: 0°C to +60°C (+32°F to +140°F)
- Cable length (approximate):
 OPC-2218LU 530 mm (20.9 inches)
 OPC-1637 (USB cable) 1500 mm (4.9 feet)
- Weight (approximate):
 OPC-2218LU 35 g (1.2 oz)
 OPC-1637 (USB cable) 49 g (1.7 oz)

Supplied item and accessories

	 
Programming cable (OPC-2218LU)	USB cable (OPC-1637) (mini USB Type-B/ USB Type-A)

* See the USB Driver Installation Guide for the filter attachment details.

USB driver and installation guide download

Download and install the latest OPC-2218LU USB driver from the Icom website before you connect the OPC-2218LU and the USB cable to your PC.

If you have already installed the OPC-478UC USB driver, the OPC-2218LU cable can immediately be used.

1. Go to the Icom website (<https://www.icomjapan.com/support/>) and download the latest USB driver from the "Firmware / Software" menu.
 Unzip the file downloaded from the Icom website.
2. Install the driver according to the instructions in the guide.
 The installation guide is on the Icom website. Return to the "USB Driver Download" menu, then click "manual download page."

Thank you for choosing this Icom product.

READ ALL INSTRUCTIONS carefully and completely before using this product.

FCC Information

This equipment has been tested and found to comply with the limits for a Class B digital device, pursuant to part 15 of the FCC Rules. These limits are designed to provide reasonable protection against harmful interference in a residential installation. This equipment generates, uses, and can radiate radio frequency energy and, if not installed and used in accordance with the instructions, may cause harmful interference to radio communications. However, there is no guarantee that interference will not occur in a particular installation. If this equipment does cause harmful interference to radio or television reception, which can be determined by turning the equipment off and on, the user is encouraged to try to correct the interference by one or more of the following measures:

- Reorient or relocate the receiving antenna.
- Increase the separation between the equipment and receiver.
- Connect the equipment into an outlet on a circuit different from that to which the receiver is connected.
- Consult the dealer or an experienced radio/TV technician for help.

CAUTION: Changes or modifications not expressly approved by Icom Inc. could void the user's authority to operate the equipment.

This device complies with part 15 of the FCC Rules.

Operation is subject to the following two conditions: (1) This device may not cause harmful interference, and (2) this device must accept any interference received, including interference that may cause undesired operation.

About CE



The OPC-2218LU complies with the essential requirements of the 2014/30/EU directive for Electromagnetic Compatibility.

This compliance is based upon the harmonized CENELEC generic standard EN 61000-6-1:2007, EN 61000-6-3:2007/A1:2007.

Disposal



The crossed-out wheeled bin symbol on your product, literature, or packaging reminds you that in the European Union, all electrical and electronic products, batteries, and accumulators (rechargeable batteries) must be taken to designated collection locations at the end of their working life. Do not dispose of these products as unsorted municipal waste. Dispose of them according to the laws in your area.

Icom, Icom Inc., and the Icom logo are registered trademarks of Icom Incorporated (Japan) in Japan, the United States, the United Kingdom, Germany, France, Spain, Russia, Australia, New Zealand, and/or other countries.

Microsoft and Windows are trademarks of the Microsoft group of companies.

All other products or brands are registered trademarks or trademarks of their respective holders.


1-1-32 Kamiminami, Hirano-ku, Osaka 547-0003, Japan

Sep. 2021

A6951W-1EX-9 Printed in Japan

© 2011–2021 Icom Inc.

Documents / Resources



[iCOM OPC-2218LU PC Control Programming Cables](#) [pdf] Instructions
OPC-2218LU, PC Control Programming Cables