



# i3-TECHNOLOGIES i3SYNC USB-C 4.0 Transmitter User Manual

[Home](#) » [i3-TECHNOLOGIES](#) » i3-TECHNOLOGIES i3SYNC USB-C 4.0 Transmitter User Manual 

## i3-TECHNOLOGIES i3SYNC USB-C 4.0 Transmitter User Manual




### Contents

- [1 Description of functions](#)
- [2 How to install](#)
- [3 How to pair](#)
- [4 How to use](#)
- [5 Documents / Resources](#)
- [6 Related Posts](#)


## Description of functions

- USB-C
- F1 button: Hold down to reboot the device.
- Main button: pairing / start mirroring / stop mirroring



## PRODUCT COMPONENTS

- HDMI OUT
- Micro USB
- Slide switch: overwrite on /off
- Main button: for pairing with transmitter
- F1 button: for firmware update
- Micro SD Card slot: for firmware update

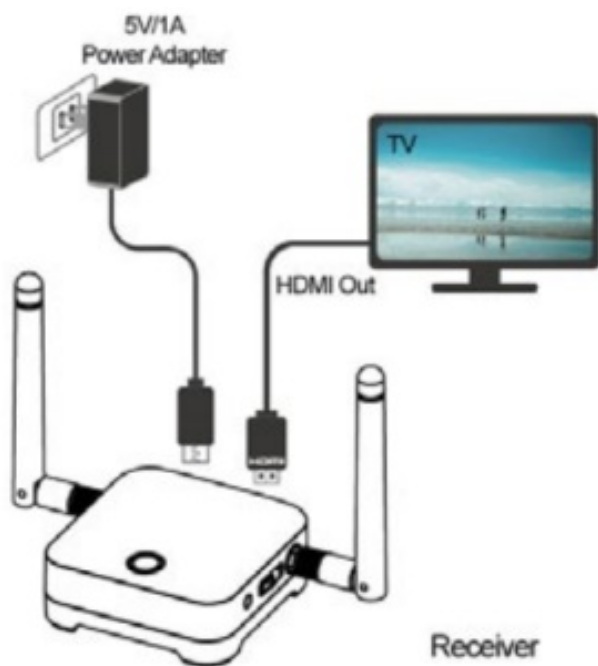


Status	Color	LED Action
Standby	Red	Lights up constantly
Pairing	Green	Blink
Paired and Ready	Green	Lights up constantly
Mirroring	Blue	Lights up constantly
Error	Red	Blink
FW update	White	Blink

## How to install

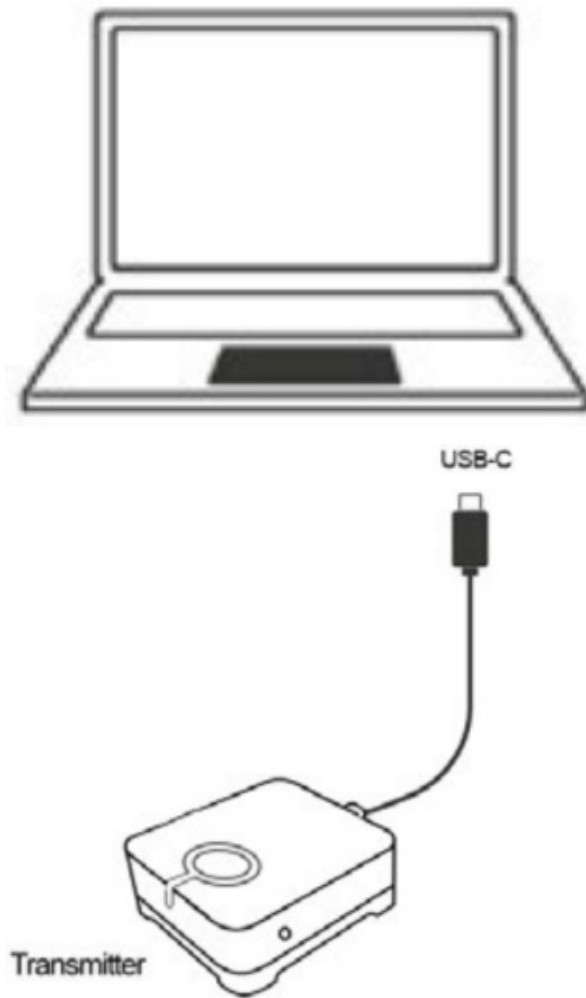
### • Receiver

1. Connect a HDMI cable from a display to the HDMI OUT port of the Receiver.
2. Connect the micro USB cable for power supply.
3. The device will automatically start up after inserting the Power Supply.



### • Transmitter

1. Connect the USB-C cable into your laptop or other device.



### How to pair

1. Press the main button of the receiver and transmitter simultaneously.
2. Transmitter and receiver are blinking green during the pairing process.
3. When the pairing is successful, the receiver and transmitter will have a constant green light.

### How to use


1. Connect the i3SYNC receiver to your display.
2. Connect the i3SYNC transmitter to your laptop.
3. Wait for a constant green light of the main button from the transmitter.
4. Press the main button to mirror, the main button will change into blue.

[www.i3-technologies.com](http://www.i3-technologies.com)



**i3-TECHNOLOGIES**

Documents / Resources

	<a href="#">i3-TECHNOLOGIES i3SYNC USB-C 4.0 Transmitter</a> [pdf] User Manual i3SYNC, USB-C 4.0 Transmitter
---	---