



i Safe MOBILE IS-MP.1 Handheld Reader Instruction Manual

[Home](#) » [i safe MOBILE](#) » i Safe MOBILE IS-MP.1 Handheld Reader Instruction Manual 




S – M P.1

Contents

- 1 KEYS AND SPECIAL FEATURES
- 2 INTRODUCTION
- 3 RESERVATION
- 4 FAULTS AND DAMAGES
- 5 EX-RELEVANT SAFETY REGULATIONS
- 6 MAINTENANCE/REPAIR
- 7 BATTERY
- 8 CHARGING THE BATTERY
- 9 BLUETOOTH CONNECTION
- 10 READ TRANSPONDERS ON PC OR ANDROID™
DEVICE
- 11 HUMAN INTERFACE DEVICE (HID)
- 12 RECYCLING
- 13 TRADEMARKS
- 14 WARENZEICHEN
- 15 EU – Declaration of Conformity
- 16 CONTACT/SERVICE CENTRE
- 17 Documents / Resources
- 18 Related Posts

KEYS AND SPECIAL FEATURES



INTRODUCTION

This document contains information and safety regulations that are to be observed without fail for the safe operation of the device IS -MP.1 under the described conditions.

Non-observance of this information and instructions can have serious consequences and/or may violate regulations.

Please read the manual and these safety instructions before using the device.

In case of contradicting information, the text of these safety instructions shall apply.

In case of any doubt, the German version shall apply.

The EU declaration of conformity, certificates, safety instructions, and manuals can be found at www.isafe-mobile.com or requested from i.safe MOBILE GmbH.

RESERVATION

Technical Data is subject to change without notice. Changes, errors, and misprints may not be used as a basis for any claim for damages. All rights reserved.

i.safe MOBILE GmbH cannot be held responsible for any data or other loss and direct or indirect damages caused by any improper use of this device.

EX-SPECIFICATIONS

The IS -MP.1 is a device suitable for use in potentially explosive atmospheres classified as zones 1, 2, 21, 22 in accordance with directives 2014/34/EU and 2014/53/EU, as well as the IECEx scheme.

EX-MARKINGS ATEX:  II 2G Ex ib IIC T4 Gb  II 2D Ex ib IIIC T135°C Db IP6X EU Type Examination Certificate: EPS 16 ATEX 1 119 X CE-designation:  2004 	Temperature range: -20 °C ... +60 °C Manufactured by: i.safe MOBILE GmbH i_Park Tauberfranken 10 97922 Lauda-Koenigshofen Germany
---	--

IECEx:

Ex ib IIC T4 Gb

Ex ib IIIC T135°C Db IP6X

IECEx Certificate: IECEx EPS 16.0052X

EU-DECLARATION OF CONFORMITY

The EU declaration of conformity can be found at the end of this manual.

FAULTS AND DAMAGES

If there is any reason to suspect that the safety of the device has been compromised, it must be withdrawn from use and removed from any ex-hazardous areas immediately.

Measures must be taken to prevent any accidental restarting of the device.

The safety of the device may be compromised if, for example:

- Malfunctions occur.
- The housing of the device shows damage.
- The device has been subjected to excessive loads.
- The device has been stored improperly.
- Markings or labels on the device are illegible.

It is recommended that a device that shows or is suspected of faults and damages is returned i.safe MOBILE GmbH for inspection.

EX-RELEVANT SAFETY REGULATIONS

Use of this device assumes that the operator observes the conventional safety regulations and has read and understood the manual, safety instructions, and certificate.

The following safety regulations must also be complied with:

- Inside ex-hazardous areas the cover of the USB interface has to be closed.
- To ensure IP protection, it has to be ensured that all gaskets are present and functional. There must be no large gap between the two halves of the housing.
- The device may only be charged outside ex-hazardous areas using the i.safe PROTECTOR USB-cable or other equipment approved by i.safe MOBILE GmbH.
- USB-connections to other equipment are only allowed outside ex-hazardous areas using the i.safe PROTECTOR USB-cable or other equipment approved by i.safe MOBILE GmbH.
- The device may be charged only at temperatures in between 5 °C ... 35 °C.
- The device must not be exposed to abrasive acids or bases.
- The device must not be taken into zones 0 or 20.
- Only accessories approved by i.safe MOBILE GmbH may be used.

FURTHER SAFETY ADVISES

- Do not touch the screen of the device with sharp objects. Dust particles and nails may scratch the screen. Please maintain the screen clean. Remove dust on the screen with a soft cloth gently, and do not scratch the screen.
- Charge the device under indoor conditions only.
- Do not put the device in environments with excessive temperatures, as this could lead to heating of the battery, resulting in fire or explosion.
- Do not charge the device near any flammable or explosive substances.
- Do not charge the device in environments with much dust, humidity, or excessively high or low temperatures.
- Do not use the device in areas where regulations or legislation prohibit the use.
- Do not expose the device or charger to strong magnetic fields, such as are emitted from induction ovens or microwaves.
- Do not attempt to open or repair the device. Improper repair or opening can lead to the destruction of the device, fire, or explosion. Only authorized personnel are allowed to repair the device.
- Only use accessories approved by i.safe MOBILE GmbH.
- Power off the device in hospitals or other places where the use of mobile phones is prohibited. This device may affect the proper work of medical equipment, such as pacemakers, so always keep a distance of at least 15 cm

between the device
and these devices.

- Observe all corresponding laws that are in force in the respective countries regarding the use of devices while operating a vehicle.
- Please power off the device and disconnect the charging cable before cleaning the device.
- Do not use any chemical cleaning agents to clean the device or the charger.
- Use a damp and anti-static soft cloth for cleaning.
- Do not discard old and abandoned batteries into the trash, send them to designated waste disposal locations or return them to i.safe MOBILE GmbH.

WARNING

i.safe MOBILE GmbH will not assume any liability for damages caused by disregarding any of these advices or by any inappropriate use of the device.

MAINTENANCE/REPAIR

Please note any legal requirements for periodic inspection.

The device itself has no user-serviceable parts. It is recommended to perform inspections according to the safety regulations and advice.

If there is a problem with the device, please contact your vendor or consult the service center. If your device is in need of repair, you can either contact the service center or your vendor.

BATTERY

The battery in this device is not removable by the user. The battery is not fully charged when the device is purchased, but it contains enough energy to power on the device. To obtain the best battery performance and battery life, let the battery discharge completely before charging it completely for the first three charging cycles.

CHARGING THE BATTERY

Connect the i.safe PROTECTOR cable with the USB connector at the back of the device. A further adapter may be necessary here. Connect the other side of the i.safe PROTECTOR with the socket of the power supply. After charging, remove the i.safe PROTECTOR from the charger.

BATTERY USE

In actual use the run time of the device varies with the working environment and usage.

Please charge low battery; otherwise, you may lose any files which are not saved.

WARNING

The device may only be charged at ambient temperatures in a range from 5 °C ... 35 °C.

Please do not use charging equipment if the temperature exceeds this range.

I.SAFE PROTECTOR

The device contains specially designed safety circuits.

Connecting the device to non-ex-approved equipment like a computer can endanger the safety of the device, as faults in the non-approved equipment could lead to a power surge into the device large enough to destroy the safety circuits.

The i.safe PROTECTOR is a USB cable for connecting the device with non-ex-approved equipment. It contains additional safety circuits to protect the device from possible faults in the non-ex-approved equipment.

For this reason, charging and USB connections are only allowed using the i.safe PROTECTOR.

KEYS AND SPECIAL FEATURES

(see illustration on page 2)

1 KEY 1: To read transponders.

2 KEY 2: For several Bluetooth functions.

3 ON/OFF KEY: Short press to power On/Off the device.

4 **USB PORT:** HID (Human Interface Device) and to charge the battery.

Do not open the USB port in hazardous areas!

POWERING ON AND OFF THE IS-MP.1

To power ON the device, press the [On/Off Key].

The screen lights up and the device is in running order.

For powering Off the device, press the [On/Off Key].

The display indicates a 3-second countdown and turns off.

READ OF TRANSPONDERS

Hold the top of the device near to a transponder and make a short press on [Key 1].

If the transponder can be read, the display will indicate the transponder type and the UID and the device gives a short vibrate.

If there is no transponder in the reading area, the display will indicate "NO TAG" vibrate in a longer sequence.

The multiple will indicate automatically supported transponders as follows:

- LF 125/134 kHz: EM 41xx, EM 42xx, HTS, FDX-B, HDX
- HF 13,56 MHz: ISO 15693, ISO 14443, NFC
- UHF 860 MHz ... 960 MHz

BLUETOOTH CONNECTION

Turn the IS -MP.1 ON [On/Off Key]. Press [Key 2] for turn On and Off the Bluetooth function. For pairing with other devices push and hold [Key 2]. The Display will indicate "Pairing Bluetooth ..." and after successful pairing the IS -MP.1 will be listed as RNBT-E5D5 in paired Bluetooth device.

The display of the IS -MP.1 will indicate "End of pairing". For existing connection the display of the IS -MP.1 indicates a BT icon top right. For lost connection, the BT icon will be framed.

READ TRANSPONDERS ON PC OR ANDROID™ DEVICE

For reading the transponders via Bluetooth you have to install "WINDOWS TIDMULTIPEN V.1.x" on PC. For Android devices install the application "TECTUS MultiPen" available on Google Play™ Store.

HUMAN INTERFACE DEVICE (HID)

Powering Off and connect the IS -MP.1 with the delivered USB cable to the USB port on your PC. The display of the IS -MP.1 lights up and indicates a USB icon on the top right of the display.

Open an Excel sheet and read a transponder. The UID of the transponder will be imported automatically to any position of the cursor on the PC.

RECYCLING

The crossed-out wheeled bin symbol on your product, battery, literature, or packaging reminds you that all electrical and electronic products, batteries, and accumulators must be taken to separate collection at the end of their working life. This requirement applies to the European Union. Do not dispose of these products as unsorted municipal waste.

Always return your used electronic products, batteries, and packaging materials to dedicated collection points.

This way you help prevent uncontrolled waste disposal and promote the recycling of materials.
More detailed information is available from the product retailer, local waste authorities, national producer responsibility organizations, or your local i.safe MOBILE GmbH representative.

The content of this document is presented as it currently exists. i.safe MOBILE GmbH does not provide any explicit or tacit guarantee for the accuracy or completeness of the content of this document, including, but not restricted to, the tacit guarantee of market suitability or fitness for a specific purpose unless applicable laws or court decisions make liability mandatory.

i.safe MOBILE GmbH reserves the right to make changes to this document or to withdraw it any time without prior notice.

TRADEMARKS

i.safe MOBILE and the i.safe MOBILE logo are trademarks of the i.safe MOBILE GmbH.
Google, Google Play, and Android are trademarks of Google Inc.
Bluetooth® is a registered trademark of Bluetooth SIG, INC. worldwide.
All other trademarks and copyrights are the properties of their respective owners.


WARENZEICHEN

- i.safe MOBILE und das i.safe MOBILE Logo sind Marken der i.safe MOBILE GmbH.
- Google, Google Play und Android sind Marken von Google Inc.
- Bluetooth® ist eine weltweit eingetragene Marke der Bluetooth SIG, Inc.
- Alle weiteren Marken und Copyrights sind Eigentum ihrer jeweiligen Besitzer.

EU – Declaration of Conformity

according to directive 2014/34/EU, 2014/53/EU, 2011/65/EU (2015/863/EU)

The company i.safe MOBILE GmbH declares under its sole responsibility that the product to which this declaration relates is in accordance with the provisions of the following data, directives, and standards:

Name & address of the manufacturer in the EU	i.safe MOBILE GmbH i_Park Tauberfranken 10 97922 Lauda – Koenigshofen Germany
Description of the devices	explosion-protected RFID and NFC tag reader type / Typ: IS-MP.1
Ex – marking	II 2G Ex ib IIC T4 Gb II 2D Ex ib IIIC T135°C Db IP6X
Type examination certificate 2014/34/EU issued by	EPS 16 ATEX 1 119 X Bureau Veritas Consumer Product Services Germany GmbH Businesspark A96 86842 Tuerkheim, Germany identification number: 2004
Applied European directives	2014/34/EU, 2014/53/EU, 2011/65/EU (2015/863/EU)
Applied harmonized standards	EN IEC 60079-0:2018; EN 60079-11:2012; EN IEC 62368-1:2020 + A11:2020; EN 301 489-3 V2.2.2; EN 300 328 V2.2.2; EN 300 330-2 V2.1.1
CE Marking	



Dirk Amann
Managing Director

CONTACT/SERVICE CENTRE


FOR FURTHER QUESTIONS PLEASE CONTACT OUR SERVICE CENTRE:

- i.safe MOBILE GmbH,
- i_Park Tauberfranken 10, 97922 Lauda-Koenigshofen, Germany
- support@isafe-mobile.com
- <https://support.isafe-mobile.com>



WWW.ISAFE-MOBILE.COM

Documents / Resources

	<p>i Safe MOBILE IS-MP.1 Handheld Reader [pdf] Instruction Manual IS-MP.1, Handheld Reader, IS-MP.1 Handheld Reader</p>
---	---