



## i-box Portable Speaker Dock for Amazon Echo Dot User Guide

[Home](#) » [i-box](#) » i-box Portable Speaker Dock for Amazon Echo Dot User Guide 

i-box

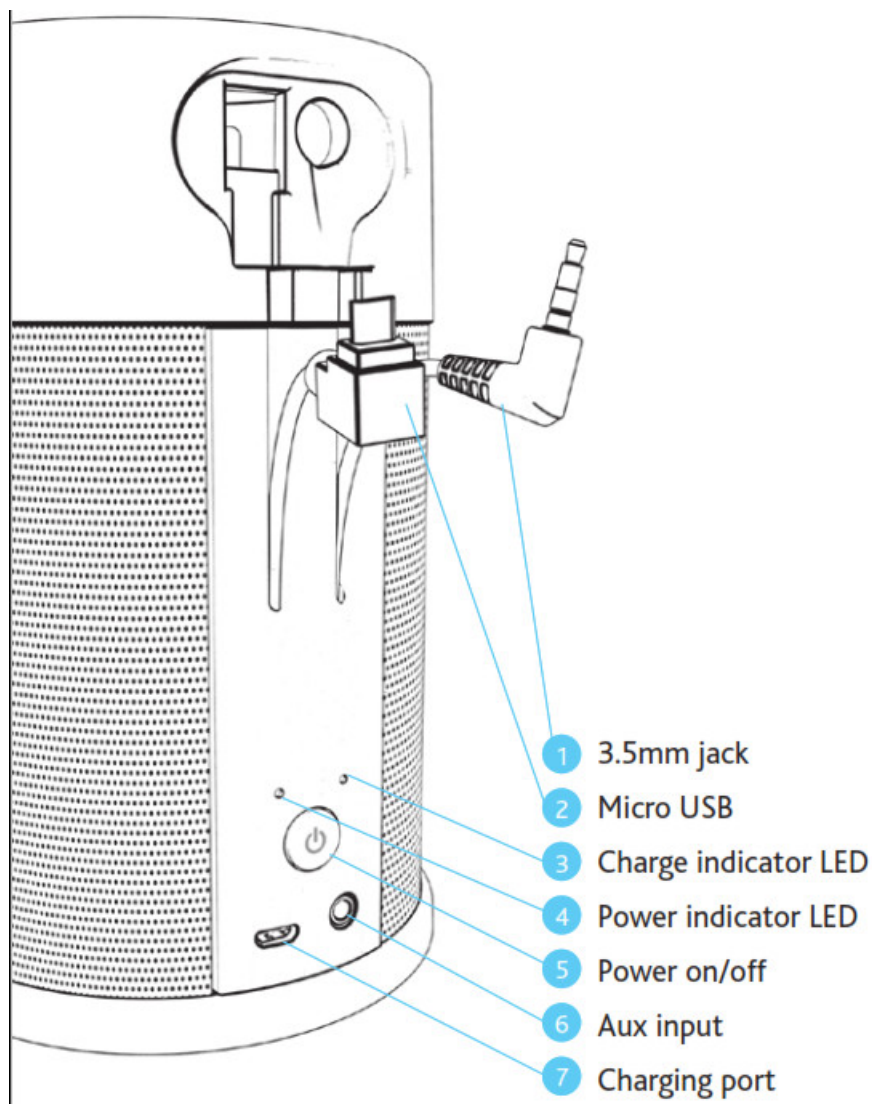
Quick Start Guide  
Portable Speaker Dock for Amazon Echo Dot®



## Contents

- 1 Getting to know your speaker
- 2 Insert your Echo Dot®
- 3 Connect both cables
- 4 Turn it on
- 5 Charging your speaker
- 6 Caring for your speaker
- 7 Specifications
- 8 Support
- 9 Documents / Resources
  - 9.1 References
- 10 Related Posts

## Getting to know your speaker

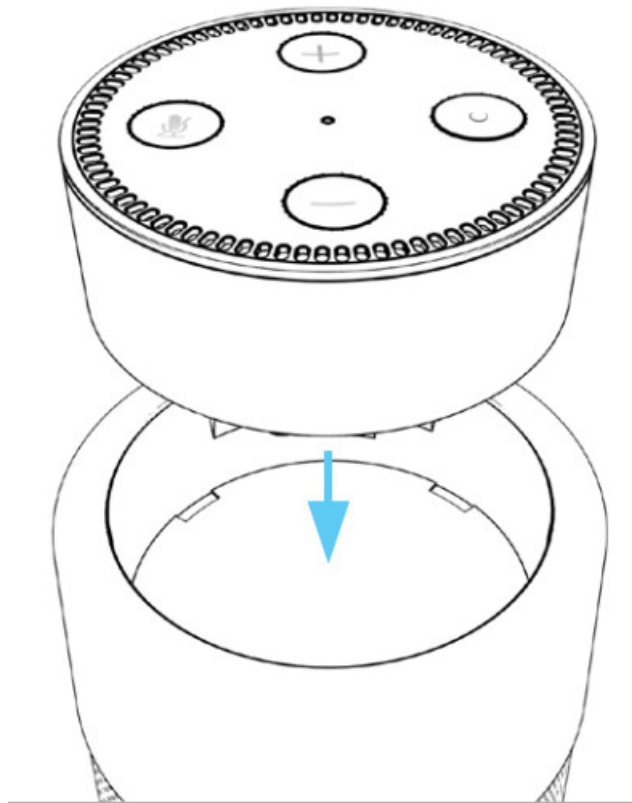


Your speaker is very simple to set up, but before we get into that please be sure to read through the safety information on the reverse.

Now lets have quick look at some of the important bits:

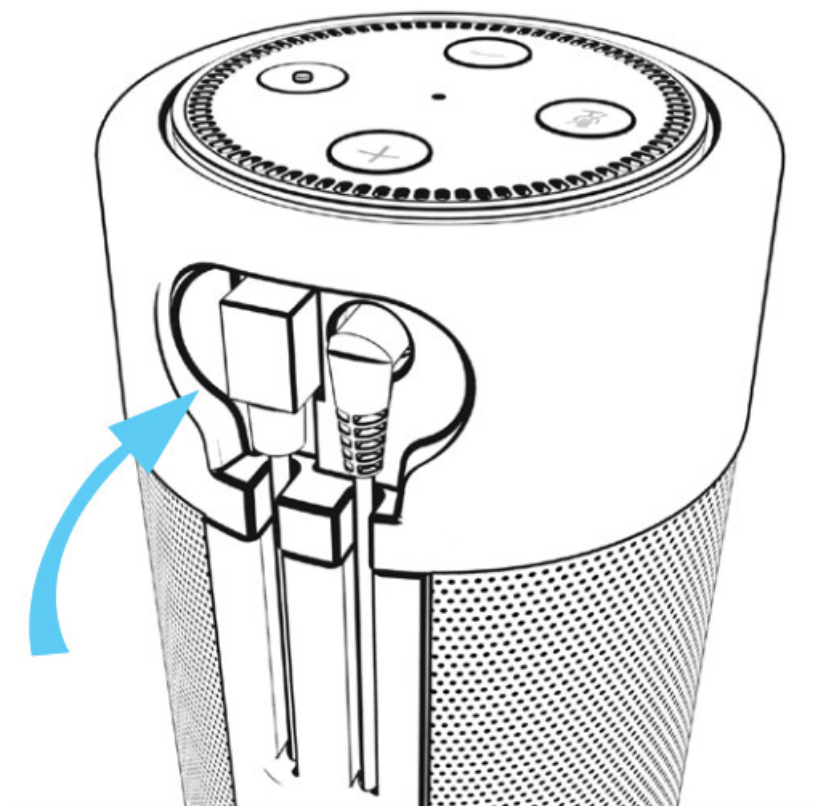
### Insert your Echo Dot®

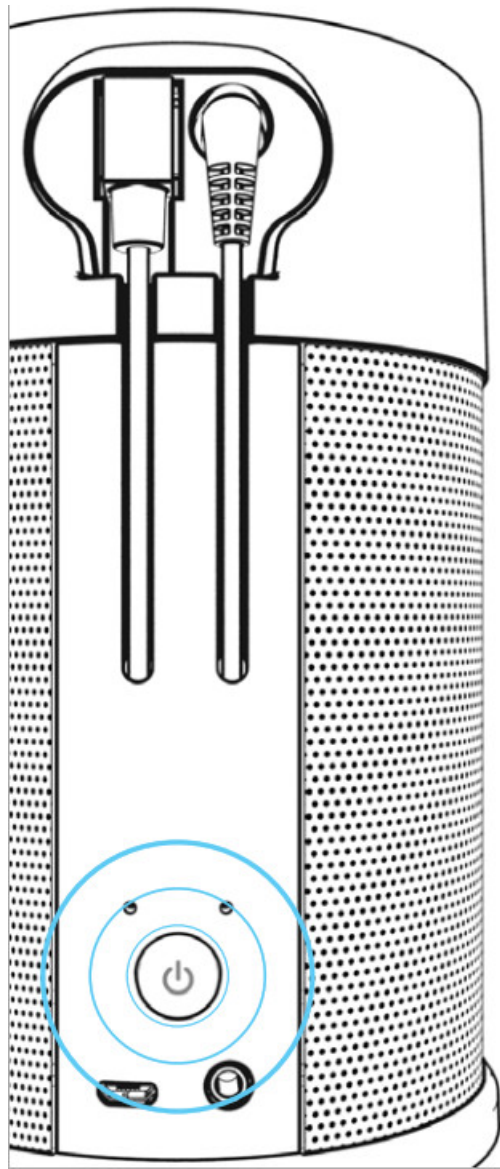
Ensure the sockets on your Dot® are lined up with the cable entry points on your speaker



### **Connect both cables**

This will ensure your Dot® has power and is connected to the premium stereo speakers



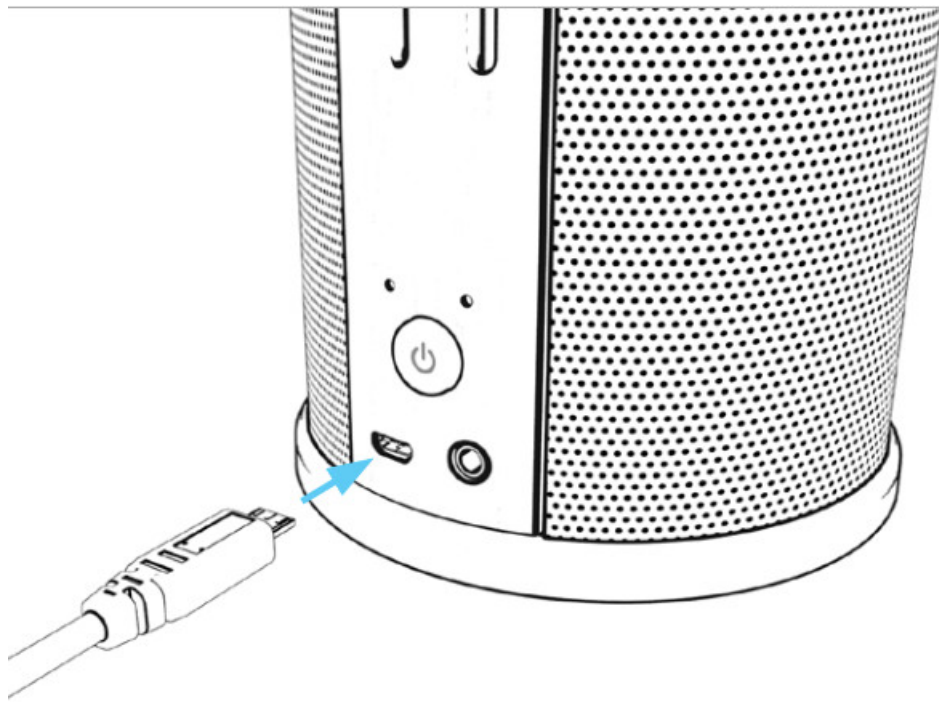


## Turn it on

Hold down the power button for 3 seconds ...

Congratulations! You are ready to enjoy your more powerful, more portable Dot®!

(See, we told you it was simple)



## Charging your speaker

To charge your product you need a micro USB cable (supplied) to connect to a 5V USB powered socket on a USB adaptor, computer or other USB device (not supplied). For optimum charging use a socket rated at 1.8A or above. Charging will take 5 hours with the product switched off. LED will change to green when fully charged unless your speaker is in use.

**Tip:** You can use the adaptor which was supplied with your Echo Dot® for charging.

## Caring for your speaker

### Important safety information

#### Heat sources and flames

- No naked flame sources, such as lighted candles, should be placed close to the speaker.

#### Moisture and water

- Do not expose to dripping or splashed fluids. Objects filled with liquids, such as vases, must not be placed close to the speaker.

#### Other hazards

- The unit should not be exposed to direct sunlight, very high or low temperature, moisture, vibrations, strong magnetic fields, high frequencies and dusty environments.

#### Ventilation

- Do not place the product in enclosed bookcases or racks without proper ventilation.
- Ventilation should not be impeded by covering the ventilation openings with items, such as newspapers, tablecloths, curtains, etc.

- Never attempt to insert wires, pins or other objects into the vents or openings of the unit.

## **Repair**

- Do not disassemble or modify the speaker, there are no user serviceable parts.
- If the Speaker is damaged in any way or malfunctions do not use. Consult a qualified service engineer.

## **Cleaning**

- Do not use abrasives, benzene, thinner or other solvents to clean the surface of the unit. To clean, wipe with clean soft cloth and a mild detergent solution.

## **Disposal**

- This product contains a Li-ion battery and should be disposed of appropriately. Do not dispose of it with household waste at the end of its life cycle; hand it over to a collection centre for the recycling of electrical and electronic appliances with batteries. By recycling, some of the materials can be reused. You are making an important contribution to protect our environment. Please check with your Local Authority for recycling advice.

## **Battery**

- The product contains a built-in lithium battery. It must be used and charged properly. Improper use can cause the battery to catch fire or explode resulting in serious or fatal injury.



## Specifications

**Speakers:** 10 Watt RMS stereo speakers and passive radiator

**Charge time:** Up to 5 hours Battery: Lithium

**Battery capacity:** 2 x 2200mAh Battery voltage: 7.4V

**Run time:** 6 hours music playback at 60% volume


## Support

For further help, advice, information or live chat visit [www.iboxstyle.com](http://www.iboxstyle.com)

Amazon, Alexa and all related logos are trademarks of Amazon.com, Inc or its affiliates

© Philex Electronic Ltd 2018.v2.1 MK42 0NX

## Documents / Resources

	<p><a href="#">i-box Portable Speaker Dock for Amazon Echo Dot</a> [pdf] User Guide Portable Speaker Dock for Amazon Echo Dot, Portable Speaker Dock, Amazon Echo Dot</p>
---	---

## References

- [!\[\]\(1f101ad452ef9a3f01bb1e89af34fc34\_img.jpg\) Amazon.com. Spend less. Smile more.](#)
- [!\[\]\(30cdfe4eafd101fab5ecfaf690363fad\_img.jpg\) i-box - British Designed Audio and Home Electronics](#)