



HYTRONIK SCB03 GST Type 6 Pole Terminal Base Quick Connection Box Instructions

[Home](#) » [HYTRONIK](#) » HYTRONIK SCB03 GST Type 6 Pole Terminal Base Quick Connection Box Instructions 

HYTRONIK SCB03 GST Type 6 Pole Terminal Base Quick Connection Box Instructions



Contents

- [1 Key Features](#)
- [2 Your Benefits](#)
- [3 Ordering data](#)
- [4 Input & Output Terminal Function](#)
- [5 Documents / Resources](#)
- [6 Related Posts](#)

Key Features

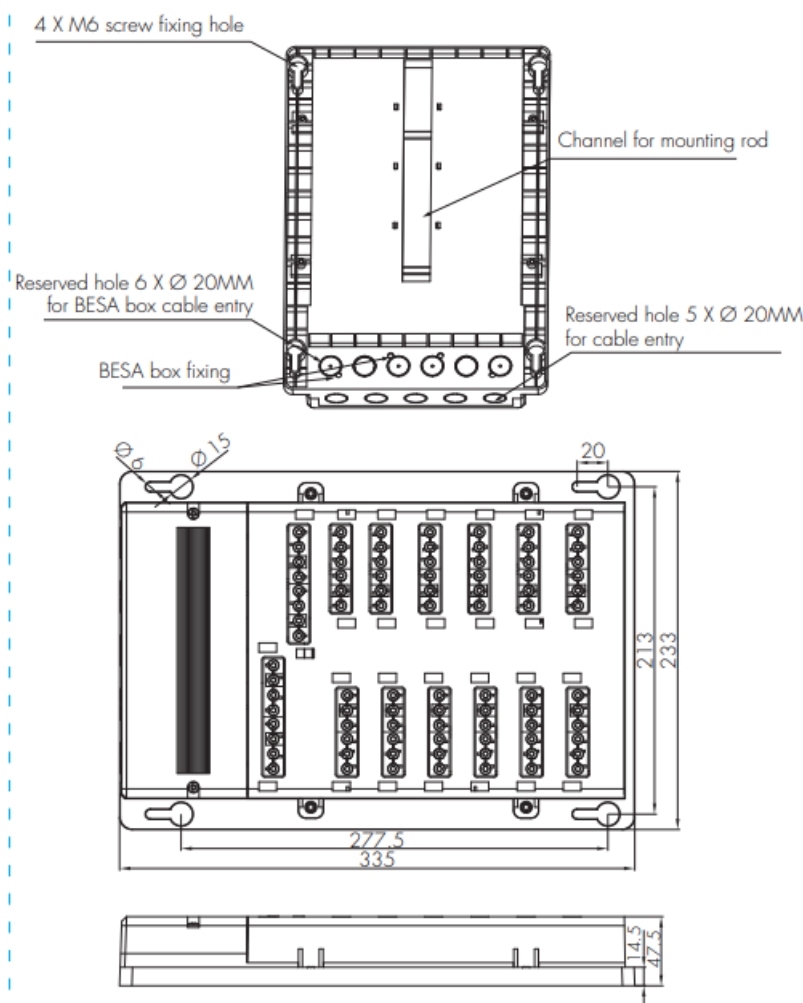
- Dimmable control applications (DALI-2 or 0/1-10V)
- Dual-circuit design for applications with both essential & non essential supplies

- 12 luminaire outlets + 2 extra sensor outlet for sensor connection
- Luminaire outlet: GST type 6-pole terminal base (L' or L, N, E, Em, Dim+, Dim-)
- Sensor outlet: GST type 8-pole terminal base (L, N, E, L', P1, P2, Dim-, Dim+)
- Black housing and white housing available to choose from
- Tamper-proof structure design
- Expandable: easy extension to another QCB03 via plug' n' play
- Rating of system: Max 16A. Rating of each output: Max 10A
- Flame-retardant material for safety protection

Your Benefits

- Five types of installation methods meets different project needs
- Reduce labour hours and labour cost significantly
- Simple and intuitive wiring connections
- Improved safety level during wiring operations
- Clear and clean wiring makes it easy for future maintenance
- Can be supplied with pre-wired cables

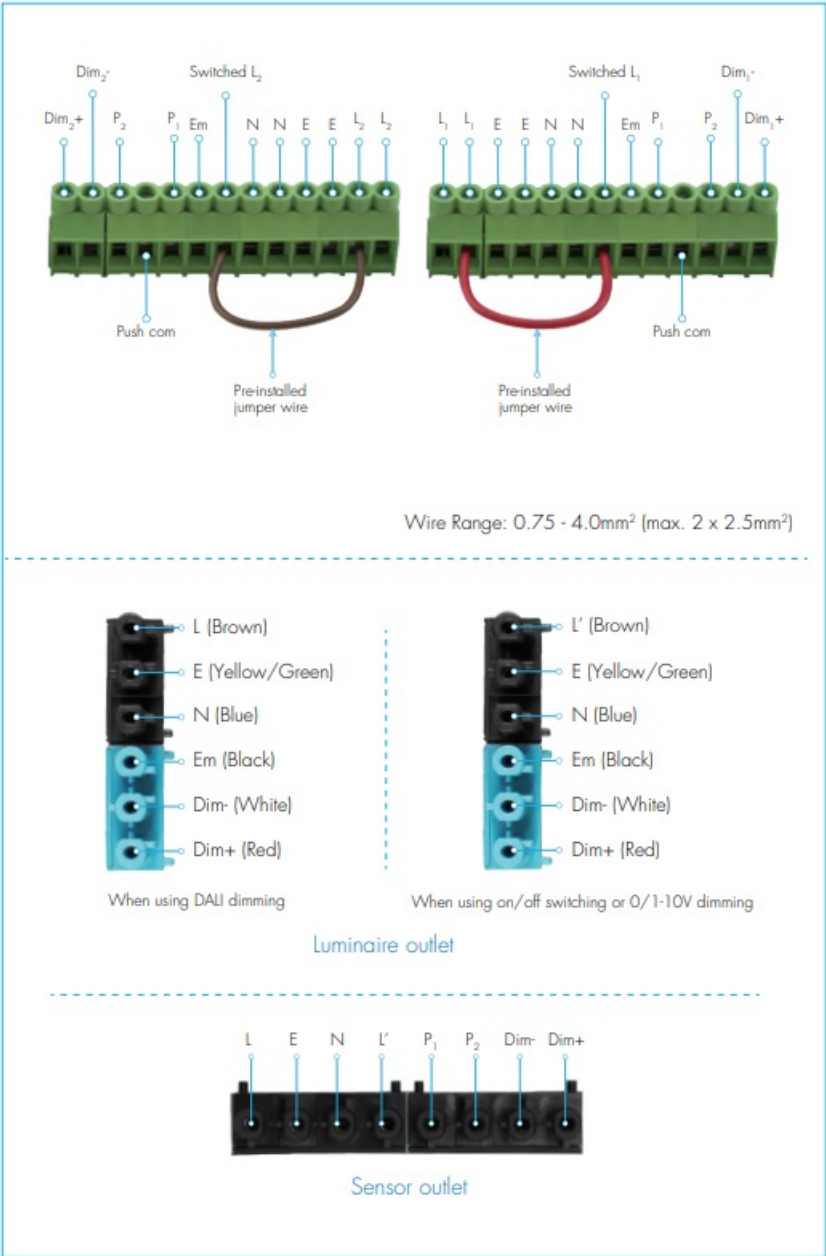
Dimensions (mm)

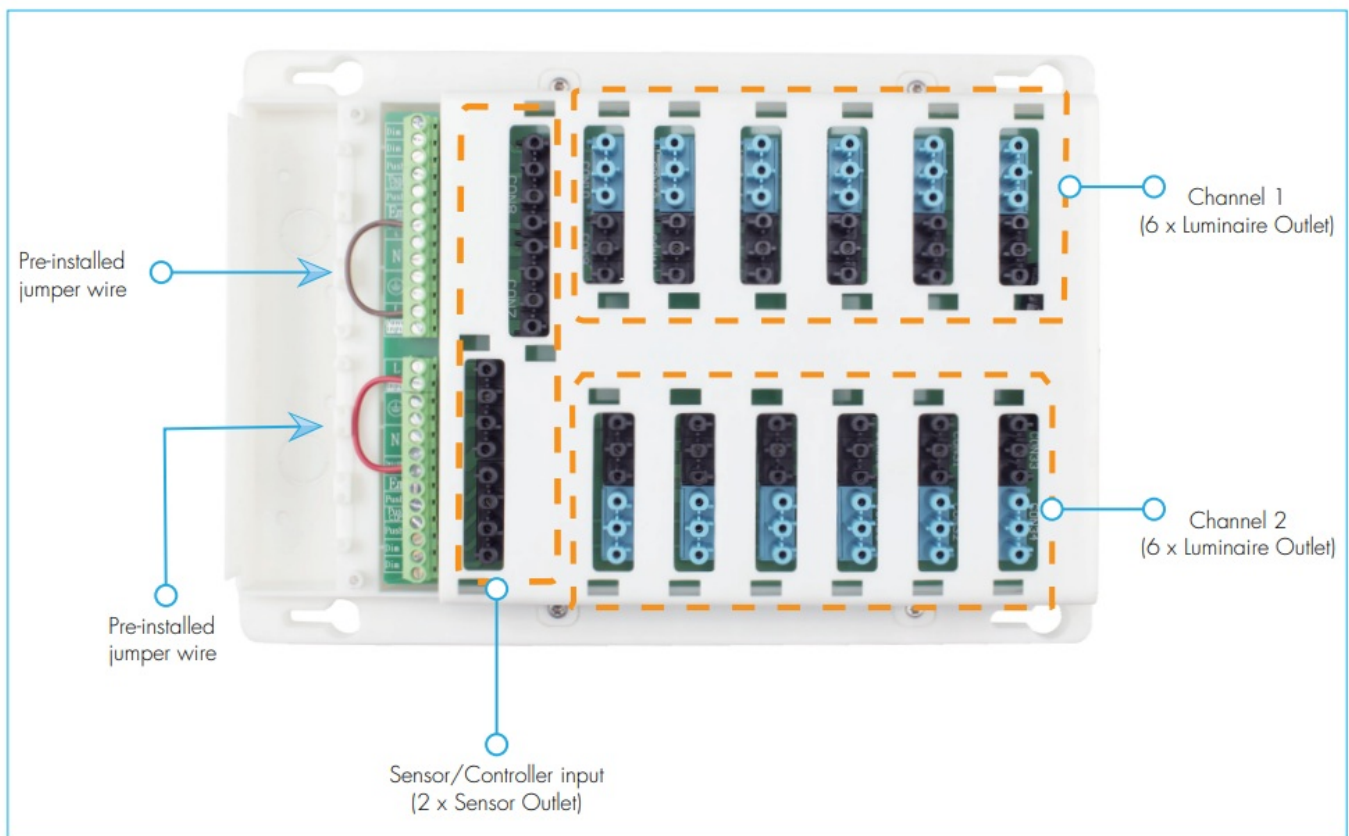


Ordering data

Model name	Description
SCB03	Dual-circuit design for applications with both essential & non-essential supplies. GST type 6-pole terminal base quick connection box for dimming application, with DALI or 0/1-10V output, 1 2 luminaire outlets and 2 sensor outlet. Freely switch between 1-channel and 2-channel control. Rating of system 16A, rating of each output 10A.

Input & Output Terminal Function





Factory default for SCB03 comes with 2 pre-installed jumper wires. The brown wire short-connects Switched L1 and L1 together, the red jumper wire short-connects Switched L2 and L2 together. With these jumper wires, user can freely choose different dimming control method and also freely switch between DALI control and 0/1-10V control.

1. two-channel (2 x 6) dual DALI dimming — — — keep both jumper wires.
2. two-channel (2 x 6) dual 0/1-10V dimming — — — remove both jumper wires.
3. two-channel (2 x 6) with Sensor 1 using DALI dimming, and Sensor 2 using On/Off or 0/1-10V dimming — — — remove red wire, keep brown wire.
4. two-channel (2 x 6) Sensor 1 using On/Off or 0/1-10V dimming, and Sensor 2 using DALI dimming — — — remove brown wire, keep red wire.

This flexible design aims to reduce model inventories for users, and just one box is capable enough to handle different dimming requirements on the project site. Easy for management, and powerful for usage!

Documents / Resources

	<p>HYTRONIK SCB03 GST Type 6 Pole Terminal Base Quick Connection Box [pdf] Instruction s SCB03, GST Type 6 Pole Terminal Base Quick Connection Box, SCB03 GST Type 6 Pole Terminal Base Quick Connection Box</p>
--	--