



Hyphen Aria Biological Earbuds User Guide

[Home](#) » [HYPHEN](#) » Hyphen Aria Biological Earbuds User Guide 

Contents

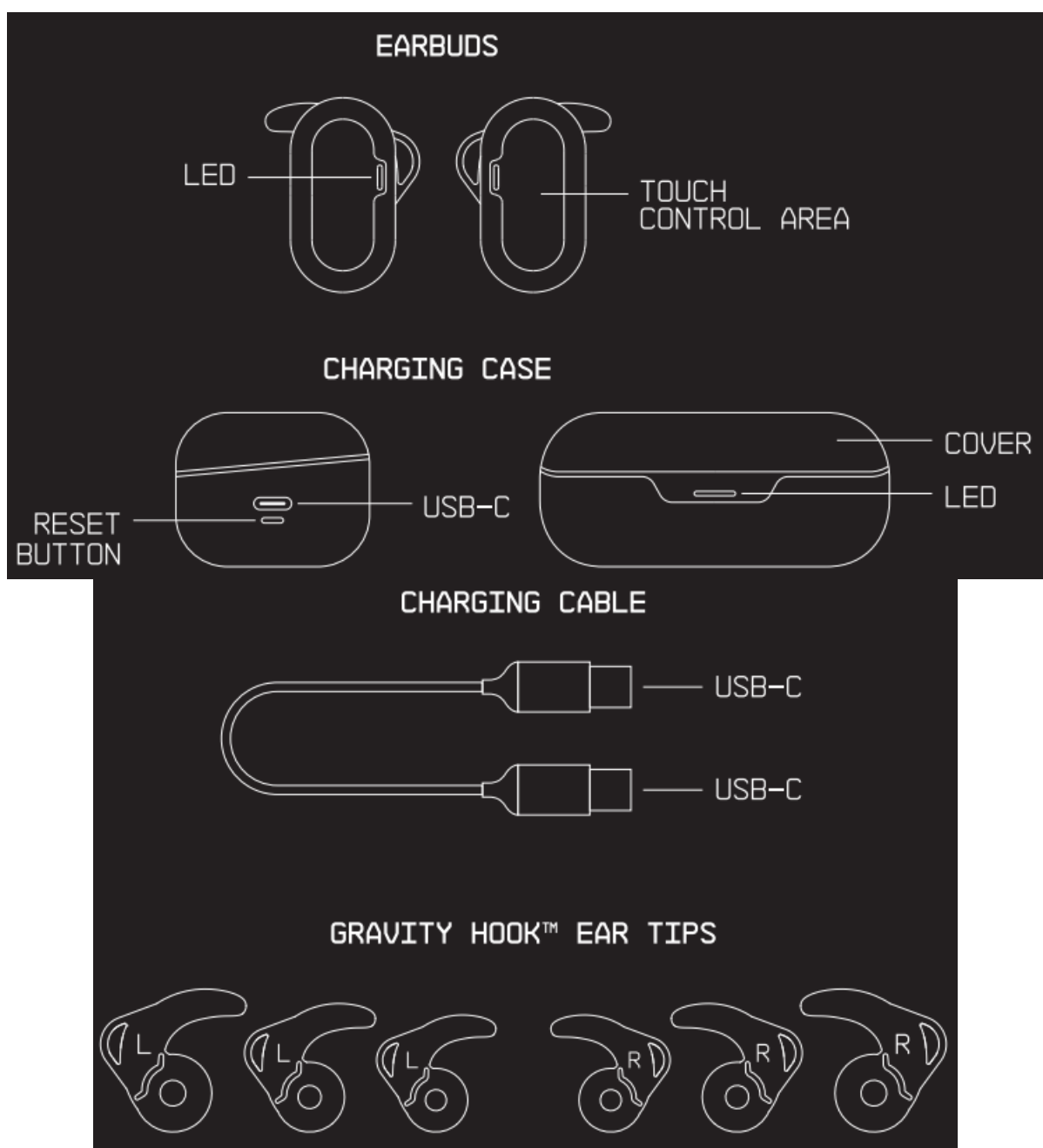
- 1 Hyphen Aria Biological Earbuds
- 2 COMPONENTS
- 3 ON/OFF
 - 3.1 PAIRING
 - 3.2 MULTI-DEVICE
 - 3.3 RESET
 - 3.4 CHARGING
 - 3.5 LED BEHAVIOR
 - 3.6 EARBUDS' LED BEHAVIOR
 - 3.7 FEATURES
 - 3.8 SPECIFICATION
 - 3.9 SAFETY INFORMATION
- 4 Documents / Resources
 - 4.1 References
- 5 Related Posts



Hyphen Aria Biological Earbuds



COMPONENTS



ON/OFF

POWER ON: PLACE THE EARBUDS IN THE CASE, CLOSE IT, THEN OPEN IT TO TURN THE EARBUDS ON.

POWER OFF: PUT THE EARBUDS BACK INTO THE CASE AND CLOSE IT. THE EARBUDS WILL PULSE ORANGE TWICE TO INDICATE THEY ARE POWERING OFF. YOU CANNOT TURN OFF THE EARBUDS WITHOUT THE CASE.

PAIRING

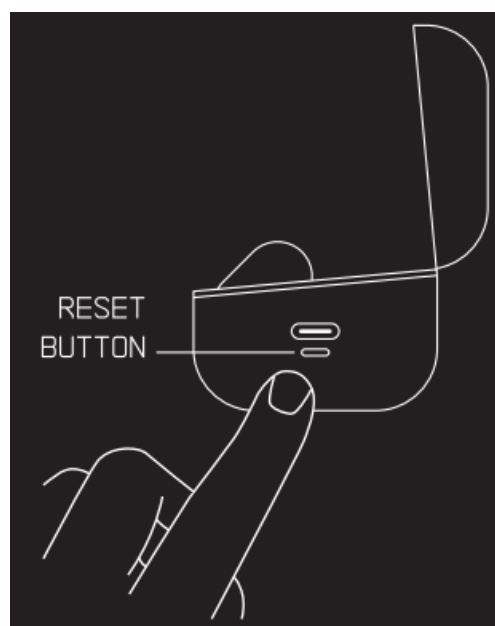
1. WITH THE EARBUDS IN THE CASE, OPEN THE COVER TO START PAIRING. THE EARBUDS WILL START BREATHING WHITE.
2. OPEN YOUR DEVICE'S BLUETOOTH SETTINGS AND SELECT "HYPHEN ARIA" TO PAIR THE EARBUDS WITH YOUR DEVICE.
3. WHEN THE LEDS STOP BREATHING. THE EARBUDS ARE PAIRED WITH YOUR DEVICE. YOU CAN NOW TAKE THEM OUT OF THE CASE AND USE THEM.

AFTER THE FIRST PAIRING, THE EARBUDS WILL CONNECT AUTOMATICALLY TO YOUR DEVICE, AS SOON AS YOU OPEN THE CASE, IF YOUR DEVICE'S BLUETOOTH IS ON. TO USE A SINGLE EARBUD, JUST REMOVE THE ONE YOU WANT TO USE FROM THE CASE AND LEAVE THE OTHER EARBUD INSIDE.

MULTI-DEVICE

- TO PAIR YOUR HYPHEN ARIA WITH MORE THAN ONE DEVICE, FOR THE FIRST TIME: TURN OFF THE BLUETOOTH ON ANY ALREADY PAIRED DEVICE. OPEN THE CASE, _THE EARBUDS WILL GO INTO PAIRING MODE, SO YOU CAN NOW PAIR THE EARBUDS WITH THE NEW DEVICE.
- AFTER THEY ARE PAIRED WITH MORE THAN ONE DEVICE, THEY WILL AUTOMATICALLY CONNECT TO THE LAST DEVICE USED.
- IN ORDER TO SWITCH CONNECTION TO ANOTHER DEVICE, SIMPLY SELECT THE EARBUDS FROM THE DESIRED DEVICE'S BLUETOOTH SETTINGS.

RESET



- PLACE BOTH EARBUDS IN THE CHARGING CASE, LEAVING THE CASE'S COVER OPEN.

- PRESS AND HOLD THE CASE'S RESET BUTTON FOR 5 SEC, UNTIL BOTH EARBUDS START FLASHING WHITE.
- THE EARBUDS HAVE BEEN RESET AND WILL ENTER IN PAYPHEN ARIA FROM ANY PREVIOUSLY PAIRED DEVICE, BEFORE ATTEMPTING TO PAIR AGAIN.

CHARGING

CHARGING THE EARBUDS:

INSERT THE EARBUDS INTO THE CHARGING CASE AND CLOSE THE CASE. THE EARBUDS ARE CHARGING WHEN THEIR LED IS BREATHING WHITE EVERY 4 SECONDS. WHEN THE EARBUDS ARE IN THE CASE AND THEIR LED IS OFF, THEY ARE FULLY CHARGED.

CHARGING THE CASE:

THE CASE CAN BE CHARGED USING A TYPE-C CABLE (INCLUDED), OR USING A COMPATIBLE WIRELESS CHARGER. THE CASE IS CHARGING WHEN THE LED BREATHES EVERY 4 SECONDS:

- ORANGE (BATTERY LEVEL BETWEEN 1-30%)
- WHITE (BATTERY LEVEL BETWEEN 31-100%)

WHEN THE CASE IS FULLY CHARGED, THE WHITE LED WILL STOP BREATHING AND STAY ON, WHITE. **IMPORTANT:** TO PREVENT PREMATURE BATTERY DEGRADATION, MAKE SURE TO CHARGE BOTH THE CASE AND THE EARBUDS AT LEAST ONCE EVERY 3 MONTHS.

LED BEHAVIOR






EARBUDS' LED BEHAVIOR

| STATUS | LED BEHAVIOR |
|-------------------------|---------------------------------------|
| POWER ON | BREATHING WHITE |
| POWER OFF | ORANGE LED BREATHES TWICE , THEN OFF |
| PAIRING MODE | BREATHING WHITE (EVERY 6 SECONDS) |
| CONNECTED | WHITE LED ON FOR 4 SECONDS , THEN OFF |
| CHARGING (IN CASE) | BREATHING WHITE (EVERY 4 SECONDS) |
| FULLY CHARGED (IN CASE) | LED OFF |

CASE'S LED BEHAVIOR

| STATUS | LED BEHAVIOR |
|------------------------------|------------------------------------|
| BATTERY 0-30% (CHARGING) | ORANGE LED BREATHING (EVERY 4 SEC) |
| BATTERY 31-100% (CHARGING) | WHITE LED BREATHING (EVERY 4 SEC) |
| BATTERY FULLY CHARGED | WHITE LED STAYS ON |
| BATTERY 0-30% (OPEN/CLOSE) | ORANGE LED ON FOR 10 SEC, THEN OFF |
| BATTERY 31-100% (OPEN/CLOSE) | WHITE LED ON FOR 10 SEC, THEN OFF |

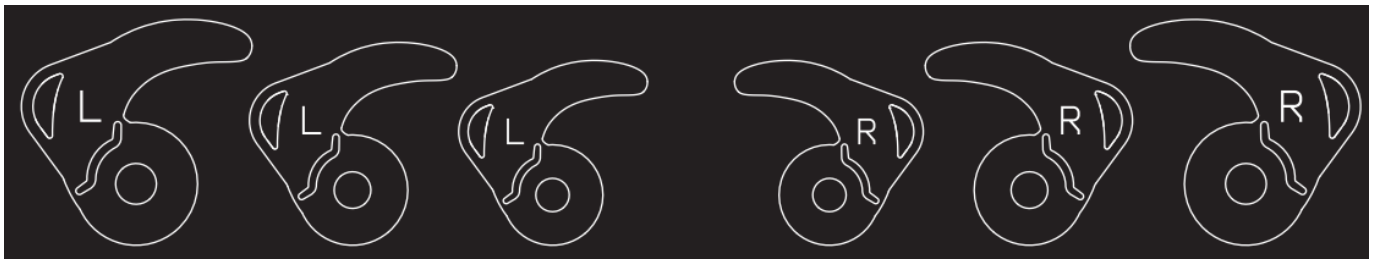
FULL TOUCH AND SLIDE CONTROL

| | |
|---|---|
| ● | ONE TAP → PLAY/PAUSE / ANSWER CALL |
| ●● | DOUBLE TAP → NEXT SONG / HANG UP A CALL |
| ●●● | TRIPLE TAP → PREVIOUS SONG / SWITCH CALL |
|  | SLIDE UP → VOLUME UP (ONE STEP) |
|  | SLIDE UP + HOLD → VOLUME UP AUTOMATICALLY |
|  | SLIDE DOWN → VOLUME DOWN (ONE STEP) |
|  | SLIDE DOWN + HOLD → VOLUME DOWN AUTOMATICALLY |
| ●  | ONE TAP + LONG PRESS IS → VOICE ASSISTANT |

EARTIPS

- INSIDE THE PACKAGING, YOU CAN FIND THREE DIFFERENT SIZES OF SOFT SILICONE GRAVITY HOOKS™ SUITABLE FOR ALL SHAPES OF EARS. DISCOVER THE BEST FIT FOR YOU BY SWITCHING THE HOOKS AND TRYING ALL DIFFERENT SIZES.
- THE TIPS COME IN SIZES L_M, S. THEY ARE MARKED L FOR LEFT, R FOR RIGHT.
- BY DEFAULT, THE SIZE M IS ON THE EARBUDS, YOU CAN FIND THE SIZE S AND L INSIDE THE EARTIPS POUCH.

NOTE: SELECTING THE CORRECT SIZE OF EARTIPS FOR YOU IS ESSENTIAL FOR OPTIMAL COMFORT AND SOUND QUALITY.



FEATURES

- AIR CONDUCTION TECHNOLOGY
- DYNAMIC BASS ENHANCEMENT™
- PATENTED GRAVITY HOOK™ IN 3 SIZES
- DUAL MIC ENVIRONMENTAL NOISE CANCELLING
- 14.8MM DRIVER FOR RICH SOUND QUALITY
- FULL TOUCH & SLIDE CONTROL
- IPX4 WATER RESISTANCE

SPECIFICATION

- **BLUETOOTH:** 5.3
- **WEIGHT:** 78.85G
- **VOLTAGE INPUT:** DC 3.65-4.2V
- **BATTERY CAPACITY:**
 - **EARBUDS:** 3.7V, 70MAH
- **CHARGING TIME:**
 - **EARBUDS:** 120 MIN
 - **CHARGING CASE:** 180 MIN
 - **IMPEDANCE:** 16+15%
 - **SUREP** 156, AFP SEC, AZDP 1.3,
- **FREQUENCY RESPONSE:** 200HZ-20KHZ
- **DISTORTION:** +3DB AT 1KHZ
- **TRANSMISSION DISTANCE:**
 - **PLAY MUSIC STATE:** EARBUDS AND PHONE >10M
 - **ON CALLS:** EARBUDS AND PHONE >10M
- **MAIN MATERIAL:** ABS
- **DOUBLE CHANNEL SUPPORT:** YES

SAFETY INFORMATION

- LISTENING AT HIGH VOLUME FOR LONG PERIODS CAN CAUSE HEARING DAMAGE.
- DO NOT INSERT THE EARBUDS TOO DEEP INTO YOUR EARS, AND NEVER INSERT THEM WITHOUT EARTIPS.
- KEEP THE PRODUCT, ACCESSORIES, AND PACKAGING PARTS OUT OF THE REACH OF CHILDREN AND PETS TO PREVENT ACCIDENTS OR CHOKING HAZARDS.
- USING EARBUDS LIMITS YOUR ABILITY TO HEAR SOUNDS AROUND YOU, REGARDLESS OF THE

LISTENING VOLUME, PLEASE BE CAUTIOUS WHEN USING EARBUDS.

- DO NOT USE THESE EARBUDS WHEN OPERATING A MOTOR VEHICLE, A BICYCLE, A MACHINERY OR WHEN YOUR INABILITY TO HEAR OUTSIDE SOUNDS MAY PRESENT A DANGER TO YOURSELF OR TO OTHERS.
- HYPHEN ARIA ARE SWEAT AND SPLASHING-RESISTANT. SWEAT AND SPLASHING RESISTANCE ARE NOT PERMANENT CONDITIONS, AND RESISTANCE MIGHT DECREASE AS A RESULT OF NORMAL WEAR. DO NOT ATTEMPT TO CHARGE HYPHEN ARIA WHEN THEY ARE WET. THE CHARGING CASE IS NOT SWEAT OR WATER-RESISTANT.

PREVENTING DAMAGES TO THE PRODUCT AND MALFUNCTIONS

ALWAYS KEEP THE PRODUCT DRY AND DO NOT EXPOSE IT TO EXTREME TEMPERATURES TO AVOID CORROSION OR DEFORMATION. CLEAN THE PRODUCT ONLY WITH A SOFT, DRY CLOTH.

INTENDED USE / LIABILITY

THESE EARBUDS ARE DESIGNED FOR USE WITH PORTABLE DEVICES AND HI-FI SYSTEMS. IT IS CONSIDERED IMPROPER USE WHEN THIS PRODUCT IS USED FOR ANY APPLICATIONS NOT SPECIFIED IN THE ASSOCIATED PRODUCT GUIDES. THE COMPANY DOES NOT ACCEPT LIABILITY FOR DAMAGE ARISING FROM ABUSE OR MISUSE OF THIS PRODUCT.

NEED HELP?

OUR CUSTOMER SUPPORT TEAM IS ALWAYS AVAILABLE FOR YOU.

WWW.ROLLINGSQUARE.SUPPORT

ROLLINGSQUARE® AND HYPHEN® ARE OWNED AND OPERATED BY FERRARIS GROUP SAGL, A COMPANY WITH ITS MAIN OFFICES IN CORSO SAN GOTTARDO 99, CHIASSO 6830, SWITZERLAND.

SCAN TO GET STARTED



Documents / Resources

| | |
|---|-------|
|  | [pdf] |
|---|-------|

References

- [User Manual](#)

[Manuals+](#), [Privacy Policy](#)

This website is an independent publication and is neither affiliated with nor endorsed by any of the trademark owners. The "Bluetooth®" word mark and logos are registered trademarks owned by Bluetooth SIG, Inc. The "Wi-Fi®" word mark and logos are registered trademarks owned by the Wi-Fi Alliance. Any use of these marks on this website does not imply any affiliation with or endorsement.