



HyperX HHSS1C-KB-WT/G Cloud Stinger Core Wireless Gaming Headset User Guide

[Home](#) » [Support](#) » HyperX HHSS1C-KB-WT/G Cloud Stinger Core Wireless Gaming Headset User Guide 

Contents

- [1 HyperX HHSS1C-KB-WT/G Cloud Stinger Core Wireless Gaming Headset](#)
- [2 Introduction](#)
- [3 What's In the Box?](#)
- [4 Overview](#)
- [5 Charging](#)
- [6 Using the Headset](#)
- [7 Status LED](#)
- [8 Swivel to Mute Microphone](#)
- [9 Frequently Asked Questions](#)
- [10 Video – Overview OF Headphones](#)



HyperX HHSS1C-KB-WT/G Cloud Stinger Core Wireless Gaming Headset



Introduction

With comfort, convenience, and immersive audio, the HyperX HHSS1C-KB-WT/G Cloud Stinger Core Wireless Gaming Headset is a premium gaming accessory that will improve your gaming experience. With its wireless connectivity, you can roam around without being constrained by cords. The HyperX Cloud Stinger Core Wireless Gaming Headset's lightweight construction is one of its most notable qualities. Its sturdy yet lightweight design makes it easy to wear during lengthy gaming sessions. The headset has soft memory foam ear cups that offer excellent cushioning, a secure fit, and noise cancellation.

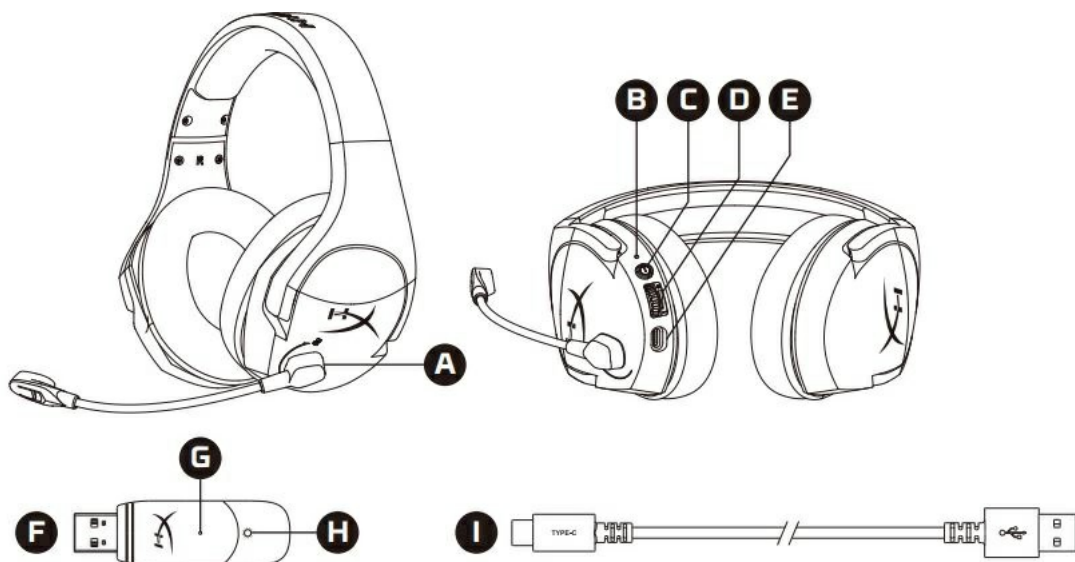
You can play games without any hassles thanks to the Cloud Stinger Core headset's wireless capabilities. You may wander around your gaming area without worrying about tangled connections thanks to a wireless range of up to 20 meters. Low-latency audio is delivered through the headset's dependable 2.4GHz wireless connection, which also guarantees a strong connection. The HyperX Cloud Stinger Core Wireless Gaming Headset offers rich audio for an enjoyable gaming experience. You can hear every sound effect, conversation, and piece of music with pinpoint accuracy thanks to the 40mm drivers' custom-tuned 40mm drivers, which deliver clear and detailed audio. The headgear produces a rich and dynamic soundscape whether you're playing furious action games or submerging yourself in virtual reality.

The HyperX Cloud Stinger Core Wireless Gaming Headset has easy-to-use on-ear controls that let you manage the volume, mute the microphone, and turn the headset on and off. The headset's flexible, swiveling ear cups and adjustable steel slider guarantee a secure fit for those with different head sizes. A removable noise-canceling microphone is another feature of the Cloud Stinger Core Wireless Gaming Headset. During multiplayer gaming sessions, the microphone effectively captures your voice while attenuating background noise, allowing you to communicate with your friends. You can remove the microphone when not in use for increased convenience.

What's In the Box?

- Cloud Stinger Core Wireless Gaming Headset
- USB Wireless Adapter
- USB Charging Cable
- Detachable Microphone
- Quick Start Guide

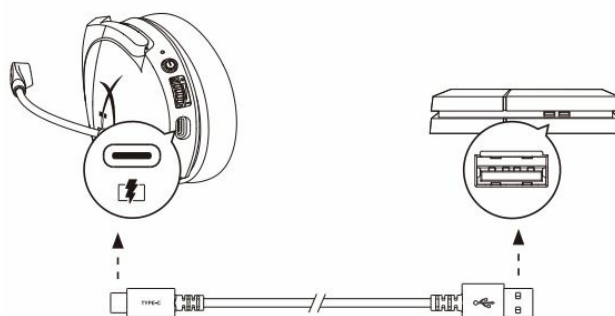
Overview



1. Swivel to mute the microphone
2. Status LED
3. Power button
4. Volume wheel
5. USB charge port
6. USB adapter
7. Wireless pairing pinhole
8. Wireless status LED
9. USB charge cable

Charging

It is recommended to fully charge your headset before first use.

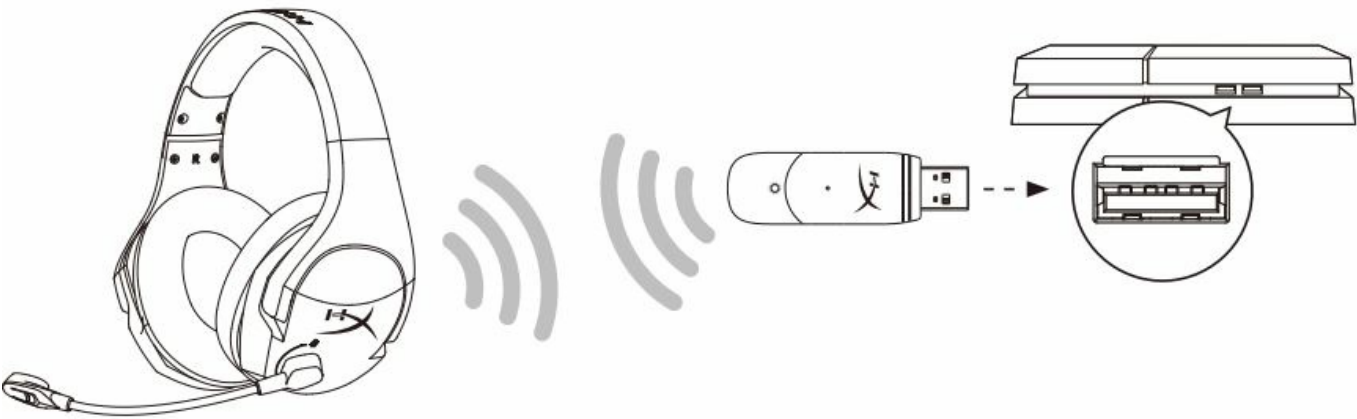


CHARGE STATUS	LED
Fully charged	Solid green
15% — 99% battery	Breathing green
< 15% battery	Breathing red

Power Button

Power on/off – Hold power button for 3 seconds

Using the Headset



- 1. Connect the wireless USB adapter to PlayStation.
- 2. Power on the headset.
- 3. When the wireless adapter status LED is solid the headset is connected.

PlayStation 4 Audio Settings

Settings > Devices > Audio Devices

Input Device

USB Headset “HyperX Cloud Stinger Core Wireless PS” Output Device: USB Headset “HyperX Cloud Stinger Core Wireless PS” Output to headphones: All Audio

Status LED

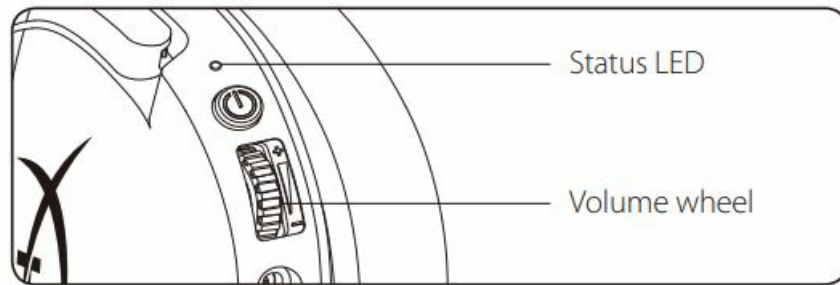
HEADSET STATUS	LED
Pairing	Flashing green and red every 0.2s
Searching	Slow breathing green
Connected	90% — 100% battery: Solid green
	15% — 90% battery: Blinking green
	< 15% battery: Blinking red

Volume Wheel

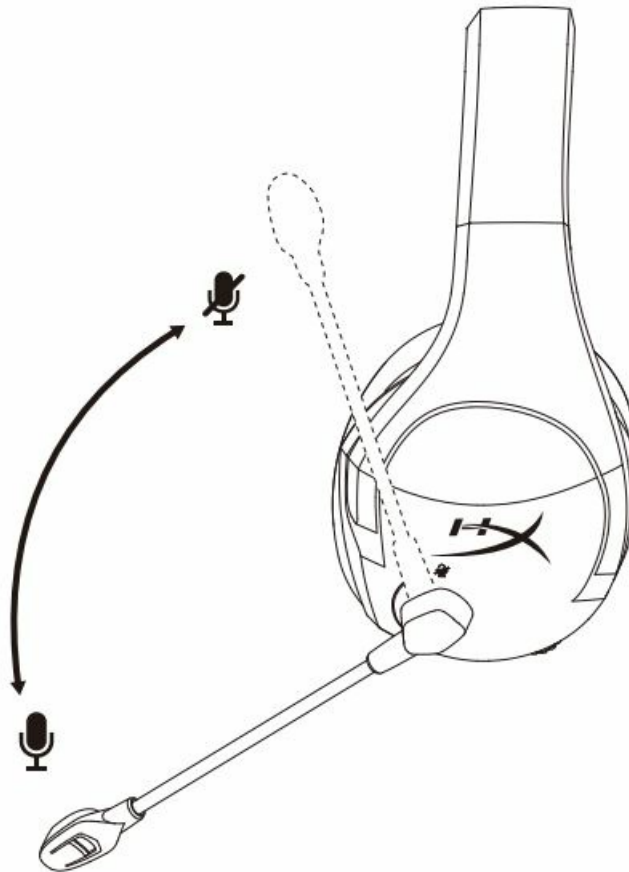
Scroll up or down to adjust the volume level.

WARNING

Permanent hearing damage can occur if a headset is used at high volumes for extended periods of time.



Swivel to Mute Microphone



Questions or Setup Issues?

Contact the HyperX support team at hyperxgaming.com/support/headsets

Frequently Asked Questions

What is the model number of the HyperX Cloud Stinger Core Wireless Gaming Headset?

The model number of the HyperX Cloud Stinger Core Wireless Gaming Headset is HHSS1C-KB-WT/G.

Is the HyperX Cloud Stinger Core Wireless Gaming Headset compatible with multiple platforms?

Yes, the HyperX Cloud Stinger Core Wireless Gaming Headset is compatible with multiple platforms, including PC, PlayStation, Xbox, and Nintendo Switch.

Does the HyperX Cloud Stinger Core Wireless Gaming Headset have a detachable microphone?

No, the HyperX Cloud Stinger Core Wireless Gaming Headset does not have a detachable microphone. The microphone is built-in and fixed to the headset.

What type of connection does the HyperX Cloud Stinger Core Wireless Gaming Headset use?

The HyperX Cloud Stinger Core Wireless Gaming Headset uses a wireless connection via a USB dongle. It does not have a wired option.

What is the battery life of the HyperX Cloud Stinger Core Wireless Gaming Headset?

The battery life of the HyperX Cloud Stinger Core Wireless Gaming Headset is up to 17 hours on a single charge.

Does the HyperX Cloud Stinger Core Wireless Gaming Headset have virtual surround sound?

No, the HyperX Cloud Stinger Core Wireless Gaming Headset does not have virtual surround sound. It provides stereo sound.

Is the HyperX Cloud Stinger Core Wireless Gaming Headset adjustable for different head sizes?

Yes, the HyperX Cloud Stinger Core Wireless Gaming Headset has an adjustable steel slider to fit different head sizes.

Does the HyperX Cloud Stinger Core Wireless Gaming Headset have any audio controls on the headset?

Yes, the HyperX Cloud Stinger Core Wireless Gaming Headset has volume controls located on the earcup for convenient adjustments.

Does the HyperX Cloud Stinger Core Wireless Gaming Headset have a warranty?

Yes, the HyperX Cloud Stinger Core Wireless Gaming Headset typically comes with a limited warranty. The duration of the warranty may vary, so it's best to check with the retailer or HyperX for specific details.

Can the HyperX Cloud Stinger Core Wireless Gaming Headset be used while charging?

No, the HyperX Cloud Stinger Core Wireless Gaming Headset cannot be used while charging. It needs to be disconnected from the charging cable for wireless use.

Is the HyperX Cloud Stinger Core Wireless Gaming Headset compatible with virtual reality (VR) systems?

Yes, the HyperX Cloud Stinger Core Wireless Gaming Headset can be used with virtual reality systems that support USB audio.

Does the HyperX Cloud Stinger Core Wireless Gaming Headset have any LED lighting features?

No, the HyperX Cloud Stinger Core Wireless Gaming Headset does not have any LED lighting features. It has a simple, streamlined design without lighting effects.

Video – Overview OF Headphones



[Download this PDF Link: HyperX HyperX Cloud Stinger Core Wireless Gaming Headset User Guide for PS5 and PS4](#)

[Manuals+.](#)