



HYPERX HX318C10FB/4 RAM Memory User Guide

[Home](#) » [HYPERX](#) » HYPERX HX318C10FB/4 RAM Memory User Guide 

Contents

- [1 HYPERX HX318C10FB/4 RAM Memory](#)
- [2 DESCRIPTION](#)
- [3 PnP JEDEC TIMING PARAMETERS](#)
- [4 SPECIFICATIONS](#)
- [5 FEATURES](#)
- [6 MODULE WITH HEAT SPREADER](#)
- [7 MODULE DIMENSIONS](#)
- [8 Documents / Resources](#)
 - [8.1 References](#)
- [9 Related Posts](#)



HYPERX HX318C10FB/4 RAM Memory



DESCRIPTION

HyperX HX318C10FB/4 is a 512M x 64-bit (4GB) DDR3-1866 CL10 SDRAM (Synchronous DRAM) 1Rx8 memory module, based on eight 512M x 8-bit DDR3 FBGA components. This module has been tested to run at DDR3-

1866 at a low latency timing of 10-11-10 at 1.5V. Additional timing parameters are shown in the PnP Timing Parameters section below. The JEDEC standard electrical and mechanical specifications are as follows:

Note: The PnP feature offers a range of speed and timing options to support the widest variety of processors and chipsets. Your maximum speed will be determined by your BIOS.

PnP JEDEC TIMING PARAMETERS

- DDR3-1866 CL10-11-10 @1.5V
- DDR3-1600 CL9-10-9 @1.5V
- DDR3-1333 CL8-9-8 @1.5V

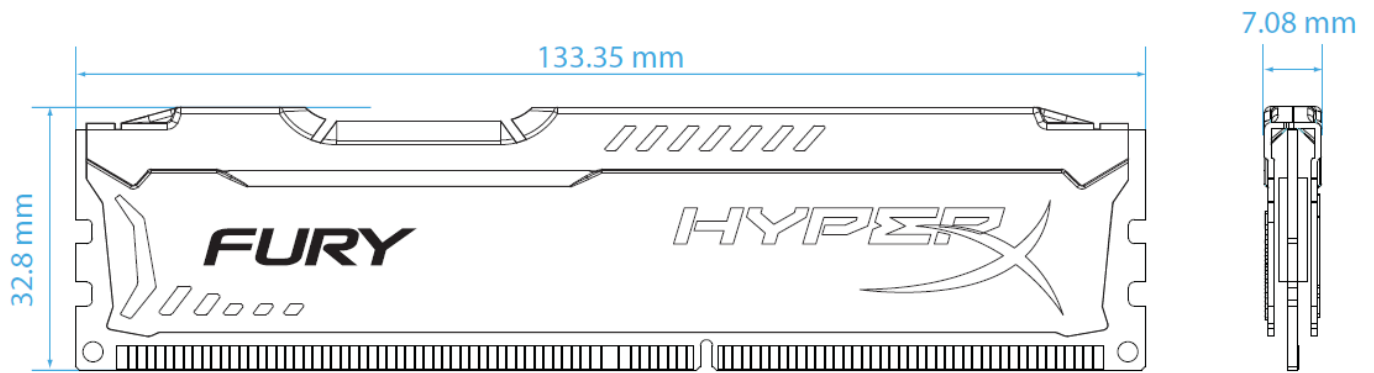
SPECIFICATIONS

- **CL(IDD):** 10 cycles
- **Row Cycle Time (tRCmin):** 44.75ns (min.)
- **Refresh to Active/Refresh Command Time (tRFCmin):** 260ns (min.)
- **Row Active Time (tRASmin)** 32.125ns (min.)
- **Maximum Operating Power** TBD W*
- **UL Rating** 94 V – 0
- **Operating Temperature** 0o C to 85o C
- **Storage Temperature** -55o C to +100o C

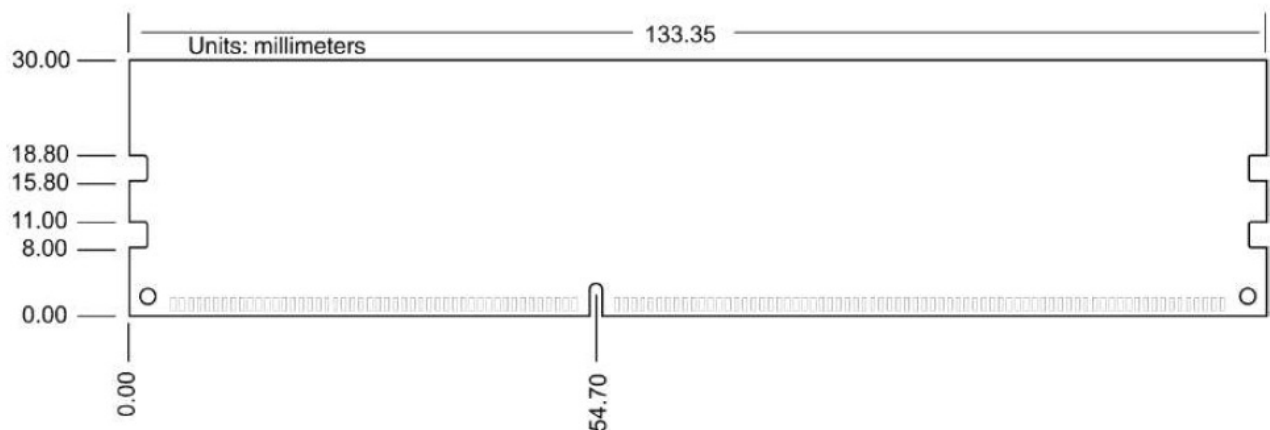

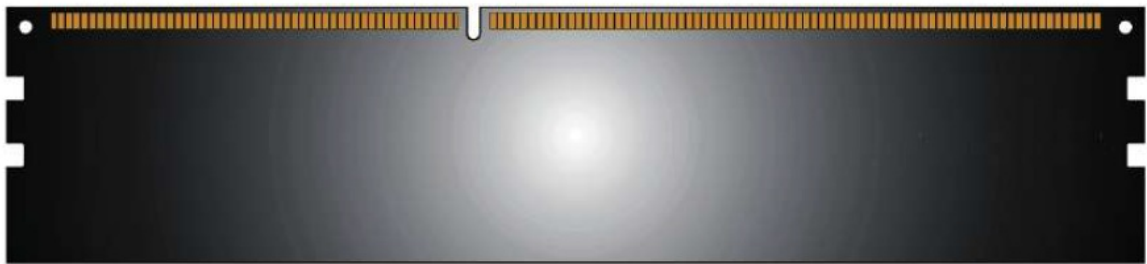
FEATURES

- JEDEC standard 1.5V (1.425V ~1.575V) Power Supply
- VDDQ = 1.5V (1.425V ~ 1.575V)
- 933MHz fCK for 1866Mb/sec/pin
- 8 independent internal bank
- Programmable CAS Latency: 13, 11, 10, 9, 8, 7, 6
- Programmable Additive Latency: 0, CL – 2, or CL – 1 clock
- 8-bit pre-fetch
- Burst Length: 8 (Interleave without any limit, sequential with starting address “000” only), 4 with tCCD = 4 which does not allow seamless read or write [either on the fly using A12 or MRS]
- Bi-directional Differential Data Strobe
- Internal(self) calibration : Internal self calibration through ZQ pin (RZQ : 240 ohm ± 1%)
- On Die Termination using ODT pin
- Average Refresh Period 7.8us at lower than TCASE 85°C, 3.9us at 85°C < TCASE < 95°C
- Asynchronous Reset
- Height 1.291” (32.80mm) w/ heatsink, single sided component

MODULE WITH HEAT SPREADER




MODULE DIMENSIONS



FOR MORE INFORMATION, GO TO WWW.KINGSTON.COM/HYPERX

All Kingston products are tested to meet our published specifications. Some motherboards or system configurations may not operate at the published HyperX memory speeds and timing settings. Kingston does not recommend that any user attempt to run their computers faster than the published speed. Overclocking or modifying your system timing may result in damage to computer components.



Documents / Resources



HYPERX HX318C10FB/4 RAM Memory [pdf] User Guide

HX318C10FB 4 RAM Memory, HX318C10FB 4, RAM Memory, Memory

References

-  [HyperX | High Quality Gaming Gear](#)
-  [HyperX | High Quality Gaming Gear](#)