



HyperX HX-KB7RDX-US Alloy Origins Core Mechanical Gaming Keyboard User Manual

[Home](#) » [HYPERX](#) » HyperX HX-KB7RDX-US Alloy Origins Core Mechanical Gaming Keyboard User Manual 

Contents

- [1 HyperX HX-KB7RDX-US Alloy Origins Core Mechanical Gaming Keyboard](#)
- [2 Overview](#)
- [3 What's Included](#)
- [4 Specifications](#)
 - [4.1 Installation](#)
 - [4.2 Function Keys](#)
- [5 Documents / Resources](#)
 - [5.1 References](#)
- [6 Related Posts](#)



HyperX HX-KB7RDX-US Alloy Origins Core Mechanical Gaming Keyboard



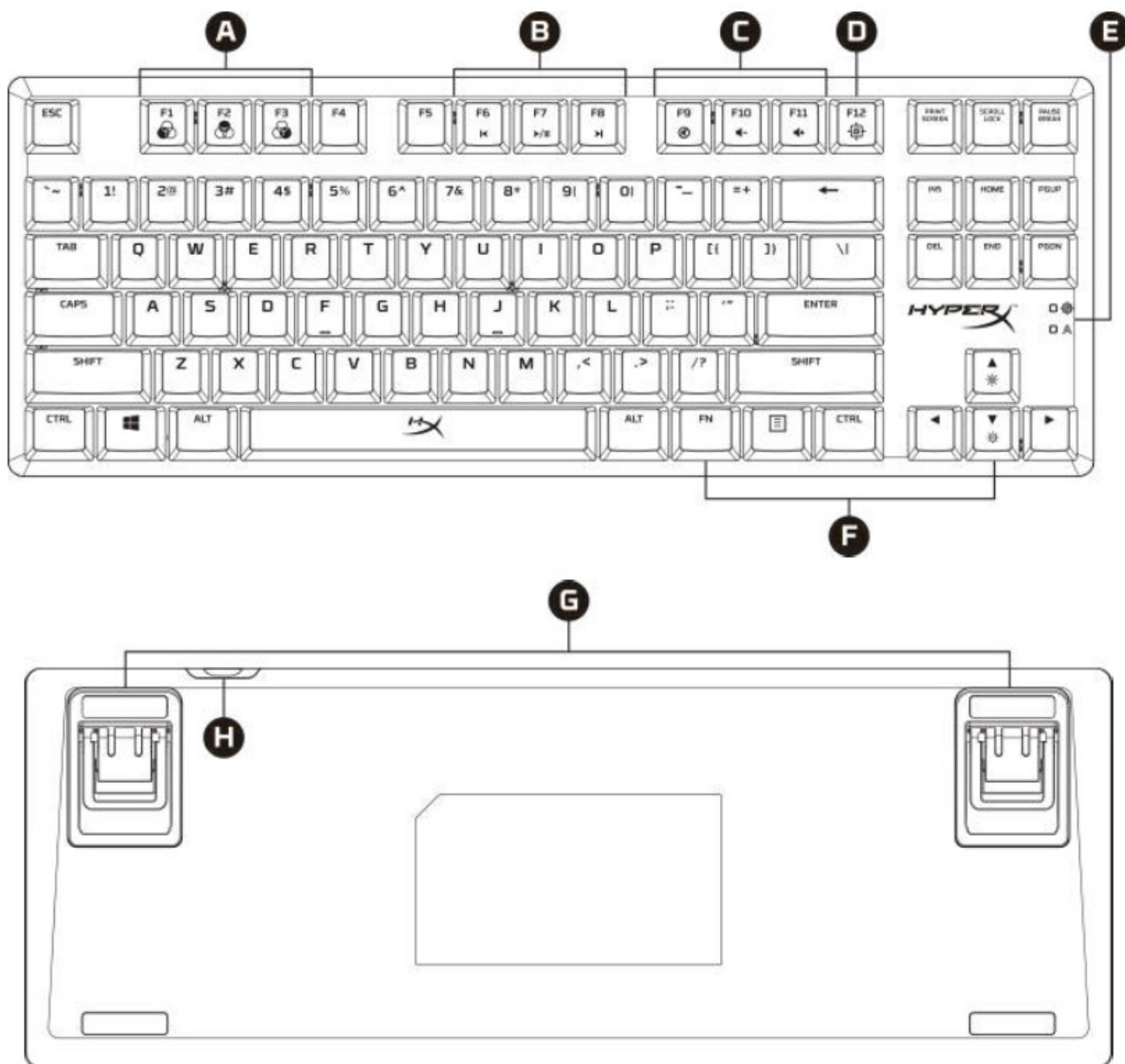
Overview



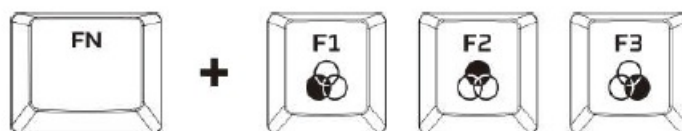
What's Included

- HyperX Alloy Origins Core Mechanical Gaming Keyboard

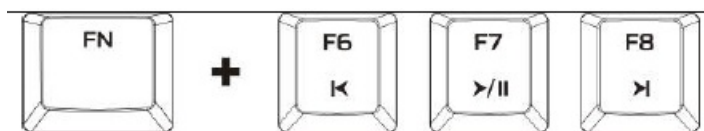
- Detachable USB Type-C cable



- A. FN + F1, F2, F3 = Onboard memory profile selection



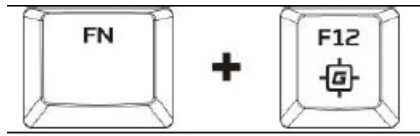
- B. FN + F6, F7, F8 = Media control keys



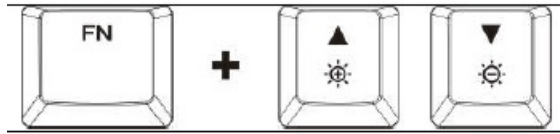
- C. FN + F9, F10, F11 = Volume control keys



- D. FN + F12 Game Mode key



- E. Game Mode / Num Lock / Caps Lock indicators
- F. FN + Up & Down = LED brightness control keys



- G. Keyboard feet with three adjustable angles (3°, 7°, 11°)
- H. Keyboard USB-C port

Specifications

Keyboard

- Switch: HyperX Switch
- Type: Mechanical
- Backlight: RGB (16,777,216 colors)
- Light effects: Per key RGB lighting** and 5 brightness levels Onboard memory: 3 profiles
- Connection type: USB Type-C to USB Type-A
- Adjustable keyboard feet: 3°, 7°, 11°
- Anti-ghosting: 100% anti-ghosting
- Key rollover: N-key mode
- LED indicator: Yes
- Media control: Yes
- Game Mode: Yes
- OS compatibility: Windows® 10, 8.1, 8, 7
- Console compatibility: PS4, Xbox One

Key Switches

- Switch: HyperX Red Switch
- Operation style: Linear
- Operating force: 45 g
- Actuation point: 1.8 mm
- Total travel distance: 3.8 mm
- Life span (keystrokes): 80 million

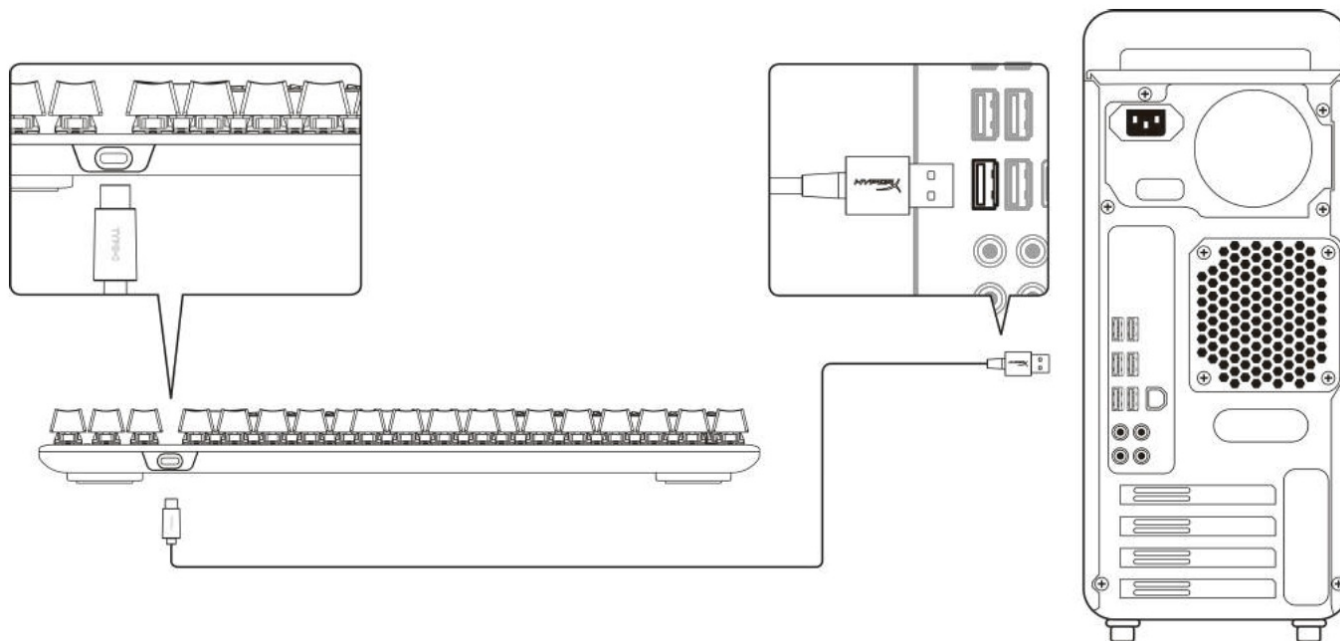
Cable

- Type: Detachable, Braided
- Length 1.8 m

Dimensions




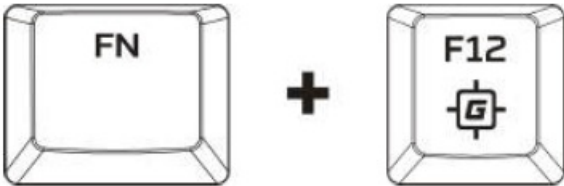
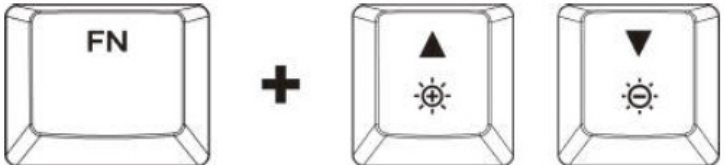
- Width: 360.0 mm
- Depth: 132.5 mm
- Height: 34.5 mm
- Weight (keyboard and cable): 900 g

Installation



1. Connect the USB-C connector to the keyboard.
2. Connect the USB connector to the computer.

Function Keys

Function Keys	Secondary Feature
	Switch between the profiles on the onboard memory.
	Play/pause, skip backward, or skip forward through your media.
	Mute, decrease, or increase your volume level.
	<p>Toggle Game Mode on/off.</p> <p>Game Mode will disable the Windows key.</p> <p>When Game Mode is enabled, the indicator on the top right of the keyboard will illuminate.</p>
	<p>Increase or decrease the LED backlight brightness.</p> <p>There are 5 levels of brightness: Off, 25%, 50%, 75%, 100%.</p>

HyperX NGENUITY Software

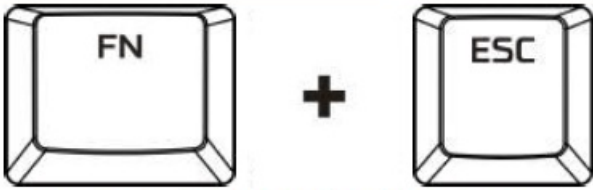
To customize Lighting, Game Mode and Macro Settings, download the HyperX NGENUITY Software here: hyperxgaming.com/ngenuity.

Using with Console

Connect to PS4 or Xbox One using the included USB cable.

Factory Reset


If you are experiencing any issue with the keyboard, you can perform a factory reset. Onboard memory will be cleared, and all settings will revert back to default.

Function Keys	Secondary Feature
<div><p>Hold both keys for 5 seconds</p></div>	<p>Perform a factory reset on the keyboard.</p>



Questions or Setup Issues?

Contact the HyperX support team at: hyperxgaming.com/support/

Documents / Resources

<div><div>HYPERX</div><div>HyperX Alloy Origins™ Core</div><div></div><div><table><tr><td>Part Number</td></tr><tr><td>Model</td></tr><tr><td>Version</td></tr><tr><td>Revision</td></tr><tr><td>Release Date</td></tr></table></div></div>	Part Number	Model	Version	Revision	Release Date	<div><div>HyperX HX-KB7RDX-US Alloy Origins Core Mechanical Gaming Keyboard [pdf] User Manual</div><div><p>HX-KB7RDX-US, HX-KB7RDX-NO, HX-KB7RDX-RU, HX-KB7RDX-BR, HX-KB7RDX-JP, HX-KB7RDX-KO, Alloy Origins Core RGB Mechanical Gaming Keyboard, HX-KB7RDX-US Alloy Origins Core RGB Mechanical Gaming Keyboard, HX-KB7RDX-US Alloy Origins Core Mechanical Gaming Keyboard, Alloy Origins Core Mechanical Gaming Keyboard</p></div></div>
Part Number						
Model						
Version						
Revision						
Release Date						

References

-  [HyperX | High Quality Gaming Gear](#)
-  [HyperX | High Quality Gaming Gear](#)