



HyperX HX-KB5ME2-US Alloy Core RGB Membrane Gaming Keyboard User Manual

[Home](#) » [HYPERX](#) » HyperX HX-KB5ME2-US Alloy Core RGB Membrane Gaming Keyboard User Manual

Contents [[hide](#)]

- 1 [HyperX HX-KB5ME2-US Alloy Core RGB Membrane Gaming Keyboard](#)
- 2 [Part numbers](#)
- 3 [What's included](#)
- 4 [Specifications](#)
- 5 [Keyboard overview](#)
- 6 [Keyboard installation](#)
- 7 [Function keys](#)
- 8 [Questions or setup issues?](#)
- 9 [Documents / Resources](#)
 - 9.1 [References](#)
- 10 [Related Posts](#)



HyperX HX-KB5ME2-US Alloy Core RGB Membrane Gaming Keyboard



Part numbers

- HX-KB5ME2-US
- HX-KB5ME2-US/WW
- HX-KB5ME2-NO
- HX-KB5ME2-NO/WW
- HX-KB5ME2-RU
- HX-KB5ME2-RU/WW
- HX-KB5ME2-UK
- HX-KB5ME2-UK/WW
- HX-KB5ME2-BR
- HX-KB5ME2-DE
- HX-KB5ME2-DE/WW
- HX-KB5ME2-FR
- HX-KB5ME2-FR/WW
- HX-KB5ME2-JP
- HX-KB5ME2-LA
- HX-KB5ME2-LA/WW

Featuring HyperX's signature radiant light bar and smooth, dynamic RGB lighting effects, the HyperX Alloy Core RGBTM is ideal for gamers looking to enhance their keyboard's style and performance without breaking the bank. With six different lighting effects and three brightness levels, it balances both brilliance and budget. Crafted with a durable, reinforced plastic frame, the Alloy Core RGB was constructed for stability and reliability for gamers who want a keyboard that will last. The soft-touch keys have a tactile feel, yet are tuned to be quiet, and they also feature gaming-grade anti-ghosting functionality and key rollover. It's spill resistant, tested to withstand 120ml of liquid, so beverage accidents won't put an end to your game. The dedicated media controls and quick-access buttons for lighting and Game Mode place control right at your fingertips. Keyboard Lock allows you to lock your keyboard down without having to put your entire system on standby. The Alloy Core RGB is stylish, nicely-featured, and durable, making it a great all-around multimedia keyboard for gamers.

What's included

HyperX Alloy Core RGB Keyboard

Specifications

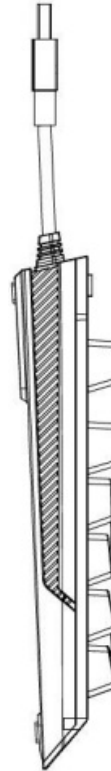
- **Keyboard**
 - Type Membrane
 - Backlight RGB (5 zones multi-colour customisation)
 - Light effects 6 LED modes and 3 brightness levels
 - Connection type USB 2.0
 - Polling rate 1000Hz
 - Anti-ghosting Multi-key anti-ghosting
 - Media control Yes
 - Game Mode Yes
 - Spill resistance Tested up to 120ml of liquid
 - OS compatibility Windows® 10, 8.1, 8, 7

- **Cable**

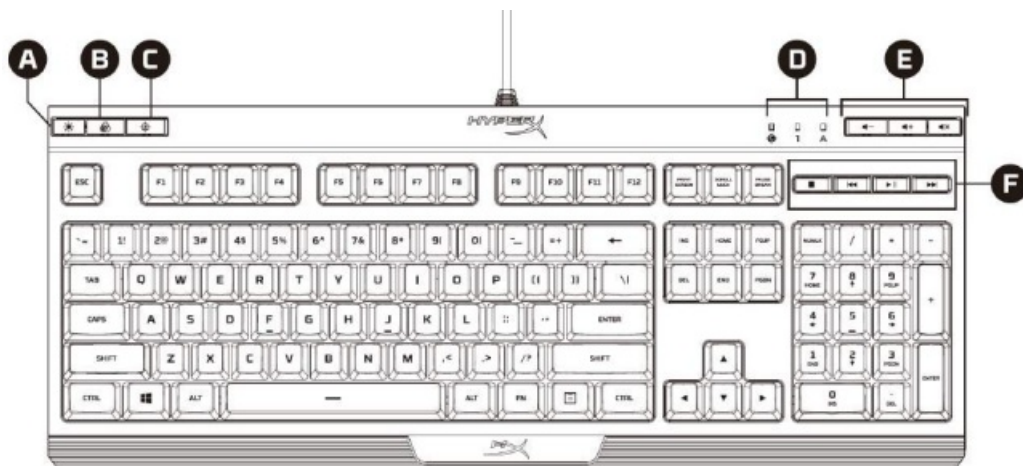
- Type Attached, braided
- Length 1.8m

- **Dimensions**

- Width 443.20mm
- Depth 175.31mm
- Height 35.68mm
- Weight (keyboard and cable) 1121g



Keyboard overview

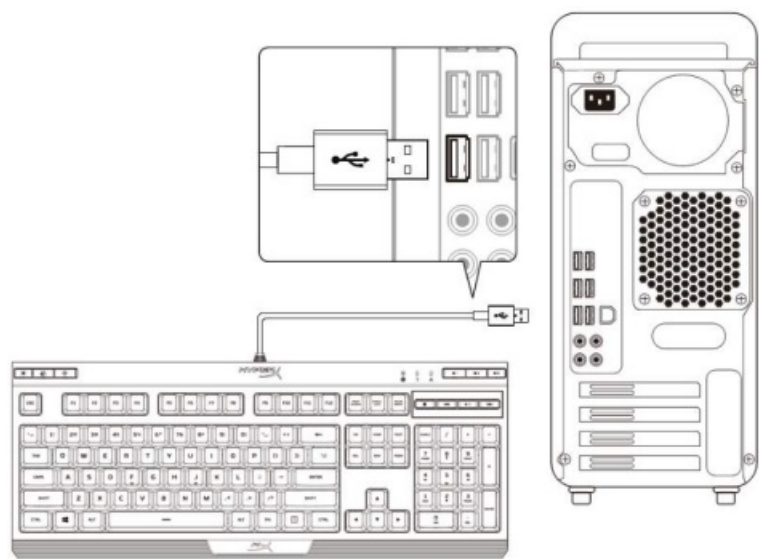


- A Brightness control button
- B LED mode control button
- C Game Mode button
- D Game Mode / Num Lock / Caps Lock indicators
- E Volume control buttons

- F Media control buttons

Keyboard installation

Connect the USB connector to the computer USB port.



Function keys


Function keys	Secondary feature
	Switch between the three brightness levels: OFF, 50% and 100%.
	Switch between the LED modes. ↑
	Enabling Game Mode () will disable the Windows key to avoid any inconvenience during gaming. When Game Mode is enabled, the indicator will illuminate.
	Mute (), decrease () or increase () your computer audio.
	Stop (), play/pause (), skip backwards () or skip forward () your music or video.
	Increase () or decrease () effect speed ↑ . There are 3 levels of speed: low, medium and high.
	Switch between solid colours (/) ↑ . There are 9 different colours: red, orange, yellow, green, teal, blue, purple, pink and white.
	Enable the keyboard Lock Mode. When Lock Mode is enabled, the light effect will change to breathing white.
	Customise colours for each zone in 5-zone mode. F1 controls the zone on the left and F5 the zone on the right. Press multiple times to cycle through the 9 colours or turn the zone lighting OFF.

Effect Name	Speed Customisation	Colour Customisation	Zones Customisation
Colour Cycle (default)	✓	✗	✗
Spectrum Wave	✓	✗	✗
Breathing	✓	✓	✗
Solid	✗	✓	✗
5 Zones	✗	✗	✓
Aurora	✓	✗	✗

Questions or setup issues?

Contact the HyperX support team at: hyperxgaming.com/support/keyboards

Documents / Resources

	<p>HyperX HX-KB5ME2-US Alloy Core RGB Membrane Gaming Keyboard [pdf] User Manual HX-KB5ME2-US, HX-KB5ME2-US WW, HX-KB5ME2-NO, HX-KB5ME2-NO WW, HX-KB5ME2-RU, HX-KB5ME2-RU WW, HX-KB5ME2-UK, HX-KB5ME2-UK WW, HX-KB5ME2-BR, HX-KB5ME2-DE, HX-KB5ME2-DE WW, HX-KB5ME2-FR, HX-KB5ME2-FR WW, HX-KB5ME2-JP, HX-KB5ME2-LA, HX-KB5ME2-LA WW, HX-KB5ME2-US Alloy Core RGB Membrane Gaming Keyboard, Alloy Core RGB Membrane Gaming Keyboard, Membrane Gaming Keyboard, Gaming Keyboard, Keyboard</p>
---	--

References

-  [HyperX | High Quality Gaming Gear](#)