



Hyperice Hypervolt GO Deep Tissue Percussion Massage Gun Instruction Manual

[Home](#) » [Hyperice](#) » Hyperice Hypervolt GO Deep Tissue Percussion Massage Gun Instruction Manual 

Hyperice Hypervolt GO Deep Tissue Percussion Massage Gun



PLEASE READ PRIOR TO USE.

The Hypervolt GO is a handheld percussion massage device that helps relieve muscle soreness and stiffness, accelerates warmup and recovery before and after physical activity.

Contents

- [1 OPERATING](#)
- [2 CLEANING AND STORAGE](#)
- [3 SPECIFICATIONS](#)
- [4 IMPORTANT SAFETY INSTRUCTIONS](#)
- [5 Documents / Resources](#)
 - [5.1 References](#)
- [6 Related Posts](#)

OPERATING

With your hand on the handle, press down on the power/speed button with your index finger. Hold for two seconds until the LED band (bottom of handle) illuminates and release. Your Hypervolt GO is now ready for use.

Choose your desired speed (1-3) by pressing the power/speed button once per speed. The blue lights on the bottom of the handle will indicate speed setting. To power off, simply hold the power/speed button down for two seconds

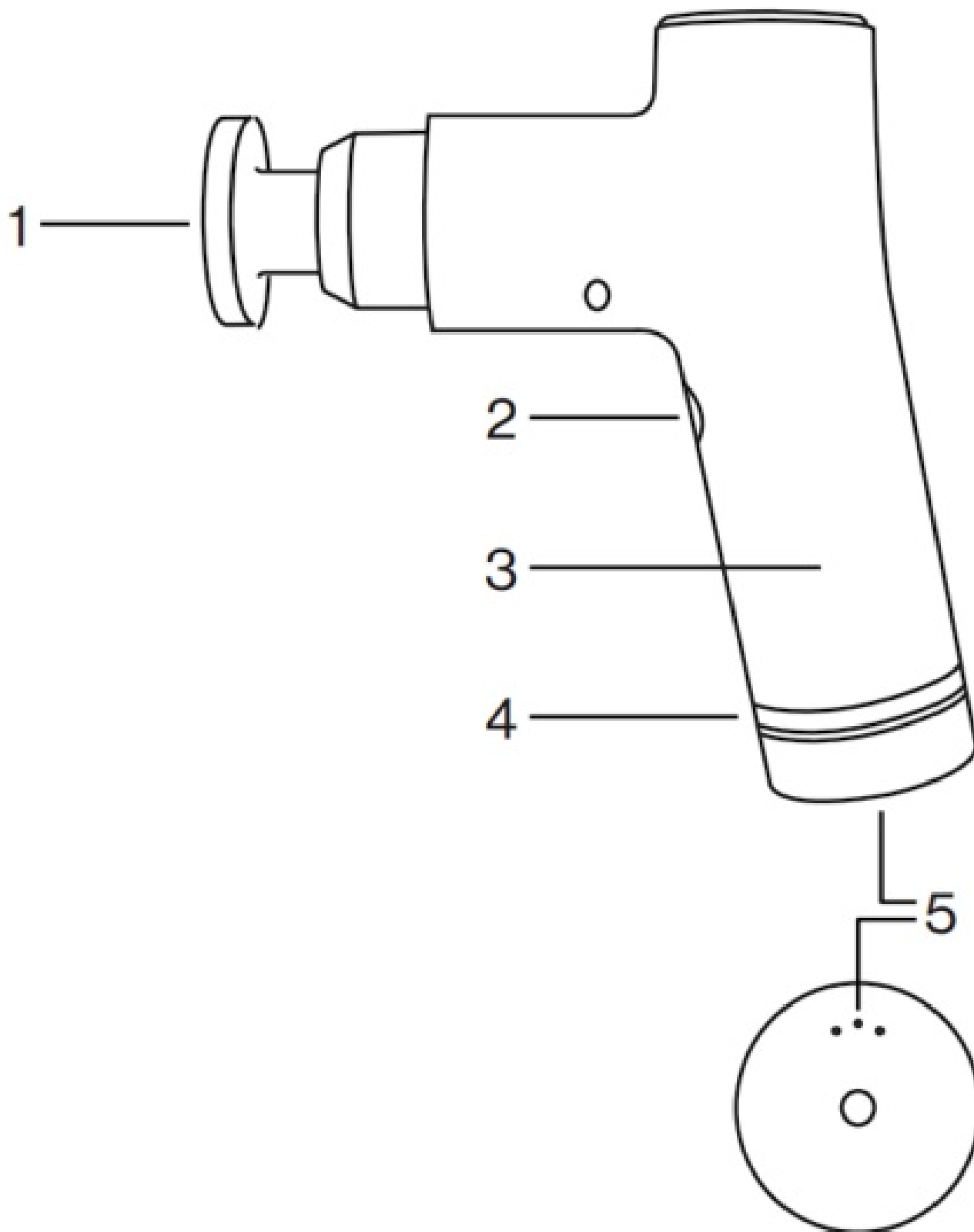
To change head attachments, turn the unit off then insert the desired head directly into the shaft / opening while pushing firmly.

CLEANING AND STORAGE

Make sure the power is OFF and the battery charger is not attached. Use a damp, clean, cloth and gently wipe your Hypervolt GO. Store in a clean, cool place when not in use.

SPECIFICATIONS

1. Interchangeable head attachments (2)
2. ON / OFF power switch and speed setting button
3. Handle / rechargeable lithium-ion battery
4. Battery level indicators (LED band)
5. Speed indicators (3)



AC-DC charger: 110-240V – 50/60Hz 0.7A – 18.0V 1.0A 18.0 W

Frequency (Hz): level 1 – 2200/36, level 2 – 2750/45, level 3 – 3200/53

Weight: 1.5 lbs/0.68 kg



DANGER: TO REDUCE RISKS OF ELECTRIC SHOCK, FIRE, AND PERSONAL INJURY, OR PROPERTY DAMAGE, THIS PRODUCT MUST BE USED IN ACCORDANCE WITH THE FOLLOWING WARNINGS, CAUTIONS AND SAFETY INSTRUCTIONS:

IMPORTANT SAFETY INSTRUCTIONS

WARNING: For the purposes of recharging the battery, only use the detachable supply unit provided with this appliance.

This appliance can be used by children aged from 8 years and above and persons with reduced physical, sensory or mental capabilities or lack of experience and knowledge if they have been given supervision or instruction concerning use of the appliance in a safe way and understand the hazards involved. Children shall not play with the appliance. Cleaning and user maintenance shall not be made by children without supervision.

To reduce the risk of electric shock:

- Do not reach for an appliance that has fallen into water. Unplug immediately.
- Do not use while bathing or in a shower.
- Do not place or store appliance where it can fall or be pulled into a tub or sink. Do not place in or drop into water or other liquid.

To reduce the risk of burns, fire, electric shock, or injury to persons:

- Do not operate under blanket or pillow. Excessive heating can occur and cause fire, electric shock, or injury to persons.
- Close supervision is necessary when this appliance is used by, on, or near children, invalids, or disabled persons.
- Use this appliance only for its intended use as described in this manual. Do not use attachments not recommended by the manufacturer.
- Never operate this appliance if it has a damaged cord or plug, if it is not working properly, if it has been dropped or damaged, or dropped into water. Return the appliance to a service center for examination and repair.
- Do not carry this appliance by supply cord or use cord as a handle.
- Keep the cord away from heated surfaces.
- Do not use outdoors.
- Do not operate where aerosol (spray) products are being used or where oxygen is being administered.
- Do not immerse unit in water. Keep liquids away from ventilation ports, buttons and charging port.
- Do not remove screws or attempt to disassemble.
- Do not operate continuously for more than one hour. After one hour use, allow unit to rest for 30 minutes before re-using.
- Unplug the unit after charging or prior to use.
- Always unplug this appliance from the electrical outlet immediately after using and before cleaning
- This is not a toy. For adult use only. Do not use if injured. Consult your doctor before using this product.
- Use product only according to Instructional Use materials available at hyperice.com.

When using the Hypervolt GO use only on dry, clean surfaces of the body by lightly pressing and moving across the body for approximately sixty(60) seconds per region. The Hypervolt GO should only be used on soft tissue areas of the body and should not be used on any hard or bony areas of the body, including the head. Please immediately stop use of the Hypervolt GO upon experiencing any pain or discomfort, apart from light muscle soreness. Bruising can occur from use of the Hypervolt GO, regardless of the pressure setting, and if bruising does occur you should not use the Hypervolt GO on the bruised area until the bruise is fully healed. Use of the Hypervolt GO should also be avoided on all bruises, contusions, rashes or irritated or injured areas of the skin

until they are fully healed. When using the Hypervolt GO be sure to keep fingers, toes, hair, and other body parts away from the back of the applicator to avoid pinching or hair entanglement.

THE HYPERVOLT GO SHOULD ONLY BE CHARGED WITH THE DOUBLE INSULATED, 26VDC HYPERICE CHARGER (MODEL NUMBER MX24ZZ-1801000) THAT WAS SUPPLIED WITH THE UNIT. DO NOT CHARGE THE HYPERVOLT GO OVERNIGHT OR LEAVE THE HYPERVOLT GO UNATTENDED WHEN CHARGING OR IN USE.

PLEASE DO NOT USE THE HYPERVOLT GO, OR ANY PERCUSSION DEVICE WITHOUT FIRST OBTAINING APPROVAL FROM YOUR PHYSICIAN IF ANY OF THE FOLLOWING APPLY:

Pregnancy, diabetes with complications such as neuropathy or retinal damage, wear of pace-makers, recent surgery or injury, epilepsy or migraines, herniated disks, spondylolisthesis, spondylol-ysis, or spondylosis, recent joint replacements or IUD's, metal pins or plates or any concerns about your physical health. Frail individuals and children should be accompanied by an adult when using any percussion or vibration device. These contra indications do not mean that you are not able to use a percussion or vibration device but we advise that before doing so you consult your physician. Ongoing research is being done on the effects of percussion massage for specific medical disorders that may result in the shortening of the list of contra indications as shown above.

SAVE THESE INSTRUCTIONS.



This device complies with part 15 of the FCC Rules. Operation is subject to the following two conditions: (1) This device may not cause harmful interference, and (2) this device must accept any interference received, including interference that may cause undesired operation.



The symbol [left] means your product and/or battery must be disposed of separately from household waste. The product and/or battery should be disposed of at an appropriate recycling center or collection point designated by local authorities.

Hypervolt GO

Documents / Resources

	Hyperice Hypervolt GO Deep Tissue Percussion Massage Gun [pdf] Instruction Manual Hypervolt GO, Deep Tissue Percussion Massage Gun
	Hyperice Hypervolt GO Deep Tissue Percussion Massage Gun [pdf] Instruction Manual Hypervolt GO Deep Tissue Percussion Massage Gun, Hypervolt GO, Deep Tissue Percussion Massage Gun, Tissue Percussion Massage Gun, Percussion Massage Gun, Massage Gun, Gun

References

- [hyperice.com](#)