




HyperDrive GN21D SOLO 7 in 1 USB-C Hub User Guide

[Home](#) » [HyperDrive](#) » HyperDrive GN21D SOLO 7 in 1 USB-C Hub User Guide 

Contents

- [1 HyperDrive GN21D SOLO 7 in 1 USB-C Hub](#)
- [2 FCC STATEMENT](#)
- [3 Introduction And Package Contents](#)
- [4 Product Overview](#)
- [5 Specifications](#)
- [6 LIMITED WARRANTY](#)
- [7 Safety Warnings](#)
- [8 Technical Support](#)
- [9 Documents / Resources](#)
 - [9.1 References](#)
- [10 Related Posts](#)

HYPERDRIVE®

HyperDrive GN21D SOLO 7 in 1 USB-C Hub



Before attempting to connect, operate or adjust this product, please save and read the User Guide completely. The style of the product shown in this User Guide may be different from the actual unit due to various models.

FCC STATEMENT

This device complies with part 15 of the FCC Rules. Operation is subject to the following two conditions:

1. This device may not cause harmful interference
2. This device must accept any interference received, including interference that may cause undesired operation.

Caution: Any changes or modifications to this unit not expressly approved by the party responsible for compliance could void the user's authority to operate the equipment.

Note: This equipment has been tested and found to comply with the limits for a Class B digital device, pursuant to part 15 of the FCC Rules. These limits are designed to provide reasonable protection against harmful interference in a residential installation. This equipment generates, uses and can radiate radio frequency energy and, if not installed and used in accordance with the instructions, may cause harmful interference to radio communications. However, there is no guarantee that interference will not occur in a particular installation. If this equipment does cause harmful interference to radio or television reception, which can be determined by turning the equipment off and on, the user is encouraged to try to correct the interference by one or more of the following measures:

- Reorient or relocate the receiving antenna.
- Increase the separation between the equipment and receiver.
- Connect the equipment into an outlet on a circuit different from that to which the receiver is connected.
- Consult the dealer or an experienced radio/TV technician for help.

CE: This equipment is in compliance with the requirements of the following regulations: EN 55032/EN 55035.

WEEE Information

For EU (European Union) member users: According to the WEEE (Waste Electrical and Electronic Equipment)

Directive, do not dispose of this product as household waste or commercial waste. Waste electrical and electronic equipment should be appropriately collected and recycled as required by practices established for your country. For information on recycling of this product, please contact your local authorities, your household waste disposal service or the shop where you purchased the product.

Introduction And Package Contents

Introduction

The HyperDrive SOLO 7-IN-1 USB-C Hub with multiport function to connect your USB-C laptop to multiple device. The SOLO 7-IN-1 USB-C Hub design is form-fitting USB-C Hub for MacBook Pro and Air. This USB-C docking station attaches to MacBook adding 7 ports: 4K HDMI output, USB-C power delivery, and more. Hyper also implements EcoSmart system to use recyclable materials on the product to support green earth and healthy environment.

Package Contents

- HyperDrive SOLO 7-IN-1 USB-C Hub
- User Guide

Requirements

- The SOLO 7-IN-1 USB-C Hub design form-fitting support for MacBook Pro and Air.
- The host device's USB-C port must support Power Delivery, DisplayPort Alt Mode and USB-C 3.1 Gen 1 Data.
- The SOLO 7-IN-1 USB-C Hub device are supported on Windows, Chrome OS and macOS.

Operating System

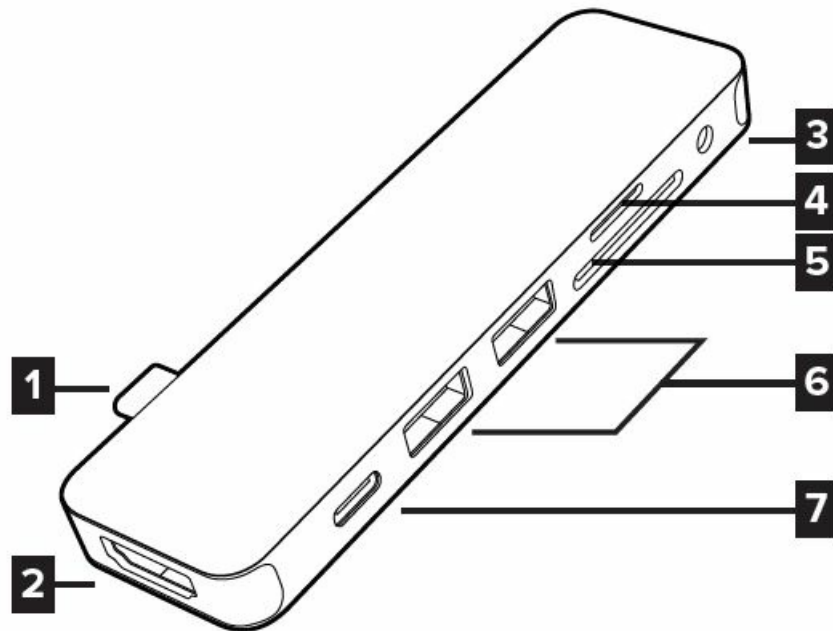
- Windows 7 and above, Chrome OS, macOS 10.12 and above

Product Compatibility

- Windows PC, Chromebook
 - (MacBook Pro 2016 or Later, MacBook Air 2018 or Later, Macbook 2015, 2016 iPad Pro 2018 or Later, iPad Air 2020 or Later)

Product Overview

Item Description



1. **USB-C Host Port:** Connects to a host computer
2. **HDMI Port:** Connects to a HDMI device
3. **3.5mm Audio Port:** Connects to a 3.5mm audio device
4. **MicroSD Card Slot:** Connects to a MicroSD card
5. **SD Card Slot:** Connects to a standard SD card
6. **USB-A Port x 2:** Connects to a USB-A device
7. **USB-C PD Port:** Connect to a Max 60W
 - USB-C PD Power Adapter

Specifications

Interface	USB-C (Host)	USB 3.1 Gen1 5Gbps, PD Passthrough 3.0 Max 60W PD Passthrough charging requires Host USB PD Support Max 60W requires PD 3.0 support
HDMI (Device)		HDMI 2.0 4K30Hz display
USB-A x 2 (Device)		USB 3.0 Gen1 5Gbps
USB-C (Device)		Max 60W PD 3.0
SD Card Slot (Device)		SD 3.0 104MB/s
MicroSD Card Slot (Device)		Micro SD 3.0 104MB/s
3.5mm Audio		3.5mm Audio device
Dimension	Length	110mm/ 4.33inch
& Weight	Width	30mm / 1.18inch
	Height	9mm / 0.35inch
Weight		37g / 0.08lb

LIMITED WARRANTY

2 YEAR LIMITED WARRANTY

We pride ourselves on the quality of our products. For complete warranty details and a list of our Worldwide offices, please visit www.HyperShop.Com. Hyper product warranty does not cover any device or product that is not manufactured by Hyper (including, but not limited to, laptops, smartphones, devices, or any other product that may be used in connection with the Hyper product).

©2023 Hyper Products Inc 46721 Fremont Blvd, Fremont, CA 94538. All rights reserved.

AUSTRALIAN AND NEW ZEALAND CONSUMERS ONLY

Thank you for your purchase. Hyper warrants to the original purchaser that its products are free from defects in materials and workmanship and, during the specified warranty period, and lasts as long as the original purchaser owns the product. The warranty period is stated on the packaging or in the documentation provided with this Hyper product. Hyper's Limited Product Warranty excludes damage caused by accident, neglect, abuse, misuse, improper care, normal wear and tear, ownership transfer, or alteration. The limited warranty also excludes any product that is not manufactured by Hyper (including, without limitation, laptops, smartphones, devices, tablets, or any other non-Hyper item) that is used in connection with the Hyper product. In the event that the Hyper product has a defect in materials or workmanship Hyper will, after receiving a warranty claim and inspecting the product, at its discretion, do one of the following: repair, replace, or refund with the same or a similar product (or part) of no lesser quality and ship it to the original purchaser at Hyper's expense. As part of this inspection, proof of purchase will be required.

There is no charge for inspection. To make a warranty claim, please contact Hyper Australia or New Zealand (see

details below), or return the product to the place of purchase. The original purchaser must bear the cost of the delivery to Hyper. Under Australian and/ or New Zealand Consumer Laws, in addition to any warranty Hyper gives, our products come with guarantees that cannot be excluded. You are entitled to a replacement or refund for a major failure and compensation for any other reasonably foreseeable loss or damage. You are entitled to have the products repaired or replaced if they fail to be of acceptable quality and the failure does not amount to a major failure.

For any warranty question, contact Targus Australia Pty. Ltd.

(i) by mail at Suite 2, Level 8, 5 Rider Boulevard, Rhodes NSW 2138, by phone AUS 1800 641 645 or NZ 0800 633 222 or by **Email: infoaust@targus.com**. For additional information, check out our website at targus.com/au/warranty.

Safety Warnings

- Do not expose to moisture or submerge in liquid.
- Store in a cool, dry place. Recommended
 - **Storage temperature:** -20°C/-4°F to -45°C/113°F;
 - **Operating temperature:** 0°C/32°F to 35°C/95°F.
- Do not disassemble or attempt to re-purpose or modify the product in any manner.
- Stop using and contact manufacturer if the product is excessively hot, emitting odor, deformed or if you witness any other abnormalities.
- Avoid strenuous vibration, impact, extrusion on transportation, and keep the product away from intense sunlight and rain.
- Please dispose of discarded products properly according to local regulations.
- Do not clean with harmful chemicals or detergents.
- Keep away from children under 3 years old for safety.
- Be cautious of drops, bumps, abrasions, or impact.

Compatibility

- For the full list of compatible devices visit HyperShop.com or call the technical support number below.

Technical Support

For technical questions, please visit:

- Hyper Customer Support Email: support@hypershop.com
- US Internet: <http://targus.com/us/support>
- Canada Internet: <http://www.targus.com/ca/support>
- Australia Internet: <http://www.targus.com/au/support>
- Email: infoaust@targus.com
- Telephone: 1-800-641-645
- New Zealand Telephone: 0800-633-222
- Latin America Email: latam.soporte@targus.com

Copyright

This document contains proprietary information protected by copyright. All rights are reserved. No part of this guide may be reproduced by any mechanical, electronic or other means, in any form, without prior written permission of the manufacturer.


Trademarks

Hyper, the ++Hyper logo, and HyperDrive are trademarks or registered trademarks of Targus International LLC in the U.S. and in certain other countries. USB-C is a registered trademark of USB Implementers. MacBook is a trademark of Apple Inc., registered in the U.S. and other countries. The terms HDMI and HDMI High-Definition Multimedia Interface are trademarks or registered trademarks of HDMI Licensing Administrator, Inc. All trademarks and registered trademarks are the property of their respective owners or companies.

© 2023 Targus International LLC, 1211 North Miller Street, Anaheim, CA 92806 USA. All rights reserved.

© 2023 HYPER PRODUCTS INC
All rights reserved.

Documents / Resources

	<p>HyperDrive GN21D SOLO 7 in 1 USB-C Hub [pdf] User Guide GN21D SOLO 7 in 1 USB-C Hub, GN21D, SOLO 7 in 1 USB-C Hub, 7 in 1 USB-C Hub, USB-C Hub</p>
---	---

References

- [User Manual](#)