



HWWR D20 Portable Bluetooth Speaker Wireless User Manual

[Home](#) » [HWWR](#) » HWWR D20 Portable Bluetooth Speaker Wireless User Manual 

HWWR

User Manual of Bluetooth Speaker Outdoor
Multifunctional Speaker (Model:D20)

Support Service for You

 **757-943-7037**
 service@hwwr.net

Any question or problem on our product,
please don't hesitate to contact us.
We will be delighted to assist you!

One-Year Warranty

HWWR Provides 12-month warranty for
any quality-related problem.

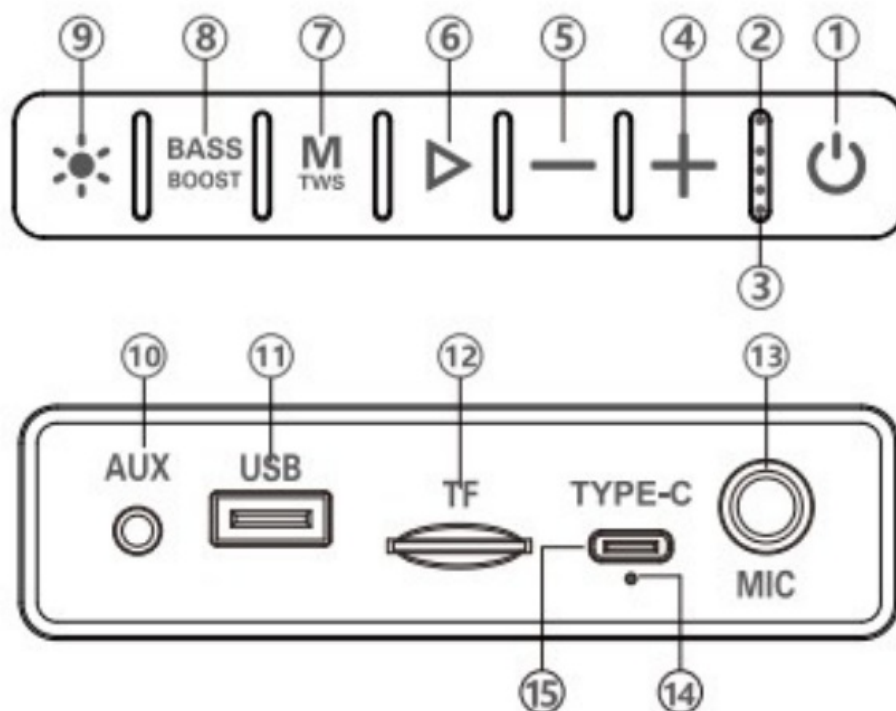
Service@hwwr.net

Contents

- 1 Product Feature
- 2 Bluetooth Connection Operation
- 3 TWS connection operation
- 4 Charging Instruction
- 5 Troubleshooting
- 6 Technical Specifications:
- 7 Product Packaging:
- 8 Documents / Resources
- 8.1 References

Product Feature

(subject to the actual product)



1. : Long press to power on/off. (Press and hold for 10 seconds to restore factory settings)
2. Blue light : Function indicator.
3. White light : Battery indicator.
4. + : Short press to increase volume. While playing music, long press to play the next music. Long press to select the next radio station when in FM mode.
5. — : Short press to decrease volume. Long press to play the previous songs when playing music, Long press to select the previous radio station when in FM mode.
6. : Short press to play/pause, and long press to automatically search for channels in FM mode. In the Bluetooth mode, long press the play button to directly disconnect the Bluetooth connection.
7. : Short press mode conversion: Bluetooth, FM, AUX, U disk, TF card. Long press for TWS function.
8. BASS BOOST : Adjust the deep bass effects.
9. : Short press to turn on the ambient light, long press to directly turn off the ambient light.
10. AUX : AUX audio input.

11. USB :Insert the U disk to play MP3 music. (Max workable capacity for USB is 64 GB, if more than 64 GB it can not work)
12. TF :Insert TF card to play MP3 music. (Max workable capacity for TF Card is 64 GB ,if more than 64 GB it can not work)
13. MIC :Microphone jack.
14. Charging indicator :The red light is on when charging, the red light is off when fully charged and the green light is on.
15. TYPE-C :Charging jack, use a USB charging cable to connect with the charger for charging.


Bluetooth Connection Operation

Turn on to enter the Bluetooth mode. Then turn on the mobile Bluetooth and search the Bluetooth name of the speaker or find a string of digital code for pairing. If there is a prompt to pair the password, please enter "0000" and click confirm connection.


TWS connection operation

1. When in Bluetooth mode, turn on the two Bluetooth speaker device at the same time, and then turn on either speaker and long press TWS key to paired with another speaker to connect, long press again to disconnect TWS.
2. The optimal connection distance between two Bluetooth speakers is about 5 meters.

Charging Instruction

1. To protect the performance of the battery, avoid using the machine while charging.
2. Note: The machine has no power bank function, it is forbidden to connect other devices through the USB interface.
3. Use a 5V  2A charger connected with USB charging cable for the device to charge the red light is on when charging, and the green light is on when fully charged.

Troubleshooting

1. Automatically shut down when turned on.
The battery is low, please fully charge it before use.
2. The player automatically shuts down or restarts.
The battery is low, please fully charge it before use.
3. The charging light is not on, not charging.
Please make sure the charging cable is plugged in properly and whether it is damaged or normal, please use a 5V  2A charger to charge the device.
4. Bluetooth status is silent
Please make sure the Bluetooth is paired correctly, and the Bluetooth device is playing, and the volume is not at the minimum.
5. TF card/U disk playback is silent
Check whether the TF card is inserted in the correct direction and in place, whether the U disk is inserted in place or in good contact; whether the music format in the TF card or U disk is correct (Note: The music in the

TF card/U disk mainly supports MP3

compressed audio files and WMA lossless audio files playback); whether the device volume is adjusted to the minimum.

6. Power saving mode, automatic shutdown

In the state of Bluetooth mode, the speaker is not connected to any Bluetooth device, and there is no operation for 15 minutes, the speaker will enter the power saving mode and automatically shut down.

Technical Specifications:

Input voltage: 5V ===2A

Output Power:2x30W

Frequency effect: 75Hz—12KHz

S/N: ≥80dB

FM frequency: 87.5-108MHz


Battery:3.7V 186504500mAh

Product size:368x143x201mm

Product Packaging:

1. Speaker System 1 PC
2. Charging Cable 1PC
3. AUX Cable 1PC
4. User Manual 1PC

Documents / Resources

	<p>HWWR D20 Portable Bluetooth Speaker Wireless [pdf] User Manual D20 Portable Bluetooth Speaker Wireless, D20, Portable Bluetooth Speaker Wireless, Bluetooth Speaker Wireless, Speaker Wireless, Wireless</p>
---	---

References

- [User Manual](#)

[Manuals+](#). [Privacy Policy](#)

This website is an independent publication and is neither affiliated with nor endorsed by any of the trademark owners. The "Bluetooth®" word mark and logos are registered trademarks owned by Bluetooth SIG, Inc. The "Wi-Fi®" word mark and logos are registered trademarks owned by the Wi-Fi Alliance. Any use of these marks on this website does not imply any affiliation with or endorsement.