




HUAWEI WS7100 AX3 WiFi 6 Router User Guide

[Home](#) » [Huawei](#) » HUAWEI WS7100 AX3 WiFi 6 Router User Guide 

HUAWEI WS7100 AX3 WiFi 6 Router



Before using the device, review and download the latest Quick Start Guide at <https://consumer.huawei.com/en/support/>.

Contents

- [1 Getting Started](#)
- [2 Indicator](#)
- [3 Safety Information](#)
- [4 Disposal and recycling information](#)
- [5 RF Exposure Information](#)
- [6 Version Update](#)
- [7 End User License Agreement](#)
- [8 FCC Regulatory Compliance](#)
- [9 Documents / Resources](#)
 - [9.1 References](#)
- [10 Related Posts](#)

Getting Started

1. Connect the power adapter to the router, then connect the WAN port of the router to the LAN port of the optical/broadband modem or a wall-mounted network port using a network cable.
2. Connect your mobile phone or computer to the router's Wi-Fi network (no password required). Check for the Wi-Fi name on the bottom of the router.
3. Open the browser, then enter 192.168.3.1 in the address bar. Follow the instructions to set up your router.

Indicator

Steady green	Connected to the network
Steady red	Not connected to the network
Flashing	The router has detected a pairable device

Safety Information

- Please consult your doctor and the device manufacturer to determine if using your device may interfere with the operation of your medical device.
- Avoid using the device in a dusty, damp, or dirty place, or near a magnetic field.
- Ideal temperatures: 0°C to 40°C for operating, -40°C to +70°C for storage.
- When charging, an adapter should be plugged into a socket nearby and easily accessible. Use approved power adapters and chargers.
- Do not touch the device or the charger with wet hands. Doing so may lead to short circuits, malfunctions, or electric shocks.

Disposal and recycling information



The symbol on the product, battery, literature, or packaging means that the products and batteries should be taken to separate waste collection points designated by local authorities at the end of the lifespan. This will ensure that EEE waste is recycled and treated in a manner that conserves valuable materials and protects human health and the environment. For more information, please contact your local authorities, retailer, or household waste disposal service or visit the website <https://consumer.huawei.com/en/>.

RF Exposure Information

This device is not a portable radio equipment, it is designed to be used at a distance larger than 20 cm between the user and/or bystander and the antenna and/or radiating element of the device.

Version Update

In order to improve the security of the product and provide you with a better user experience, we will push version update information to you on a regular basis when an important update is released.

End User License Agreement

Please read and agree to the End User License Agreement (HUAWEI EULA) on the product's management page before using the product.

FCC Regulatory Compliance

FCC statement

This equipment has been tested and found to comply with the limits for a Class B digital device, pursuant to Part 15 of the FCC Rules. These limits are designed to provide reasonable protection against harmful interference in a residential installation. This equipment generates, uses and can radiate radio frequency energy and, if not installed and used in accordance with the instructions, may cause harmful interference to radio communications. However, there is no guarantee that interference will not occur in a particular installation. If this equipment does cause harmful interference to radio or television reception, which can be determined by turning the equipment off and on, the user is encouraged to try to correct the interference by one or more of the following measures:

- Reorient or relocate the receiving antenna.
- Increase the separation between the equipment and receiver.
- Connect the equipment into an outlet on a circuit different from that to which the receiver is connected.
- Consult the dealer or an experienced radio/TV technician for help.

This device complies with Part 15 of the FCC Rules. Operation is subject to the following two conditions: (1) this device may not cause harmful interference, and (2) this device must accept any interference received, including interference that may cause undesired operation.



Caution: Any changes or modifications to this device not expressly approved by Huawei Device Co., Ltd. for compliance could void the user's authority to operate the equipment.

Restrictions in the 5 GHz band:

Within the 5.15 to 5.25 GHz band, UNII devices will be restricted to indoor operations to reduce any potential for harmful interference to co channel Mobile Satellite System (MSS) operations.



Documents / Resources

	<p>HUAWEI WS7100 AX3 WiFi 6 Router [pdf] User Guide WS7100, 2ATEYWS7100, WS7100 AX3 WiFi 6 Router, WS7100, AX3 WiFi 6 Router</p>
	<p>HUAWEI WS7100 AX3 WiFi 6 Router [pdf] User Guide WS7100, AX3 WiFi 6 Router, WS7100 AX3 WiFi 6 Router, WiFi 6 Router, Router</p>

References

-  [banner](#)
-  [Anatel — Agência Nacional de Telecomunicações](#)
-  [Lista de produtos-Smartphones, PC, Tablets and Wearables | HUAWEI Suporte Brasil](#)
-  [Certification | Legal | HUAWEI Global](#)
-  [HUAWEI Global](#)
-  [Hotline | HUAWEI Support Global](#)
-  [-](#)