



Managing Data Usage – Huawei Mate 10

[Home](#) » [Huawei](#) » Managing Data Usage – Huawei Mate 10 


Contents

[1 Managing Data Usage](#)

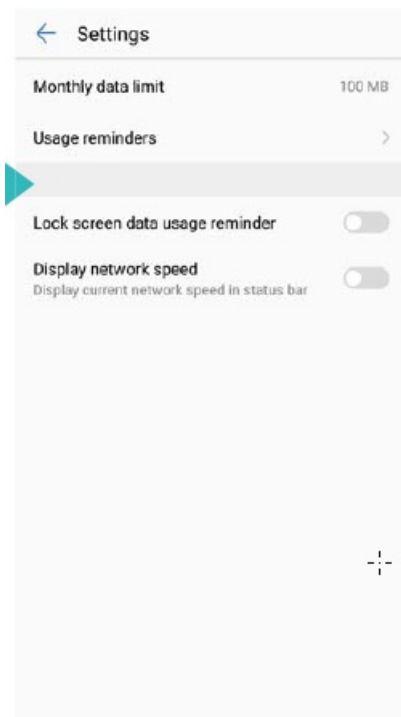
[2 Related Posts](#)


Managing Data Usage

Phone Manager comes with a data management feature that you can use to monitor data usage and avoid exceeding your monthly allowance.

Open  **Phone Manager** and touch **Mobile data**. You can view detailed data usage statistics or configure the following settings:





- **Data usage ranking:** View data usage for each app.
- **Networked apps:** Manage Internet access permissions for each app.
- **Monthly data limit:** Touch  > **Monthly data limit** to configure your data plan settings and data usage reminders. Your phone will calculate your mobile data usage and remaining data allowance for the billing period you specify. When you have used up your monthly allowance, you will receive a reminder, or your phone will disable mobile data.
- **Data saver:** Enable data saver and choose the apps that you do not want to restrict data for.

Questions about your Huawei Mate 10? Post in the comments!

[Huawei Mate 10 Manual \[PDF\]](#)