


hqsensing ARCT-080-R Current Transformers



hqsensing ARCT-080-R Current Transformers User Guide

[Home](#) » [hqsensing](#) » hqsensing ARCT-080-R Current Transformers User Guide 

Contents

- [1 hqsensing ARCT-080-R Current Transformers](#)
- [2 Product Information](#)
- [3 Key Features](#)
- [4 How to Use](#)
- [5 Specifications](#)
- [6 Output Accuracy](#)
- [7 Dimensions](#)
- [8 Typical Accuracy](#)
- [9 Option – External Integrators](#)
- [10 Safety](#)
- [11 Remark](#)
- [12 Documents / Resources](#)
 - [12.1 References](#)



hqsensing ARCT-080-R Current Transformers



Product Information

Specifications

- **Coil Length:** 11.81 inches(30 cm) up to 118.11 inches(300 cm)
- **Window Size:** 3.15 inches(80 mm) up to 11.81 inches(300 mm)
- **Rated Current:** 5 kA @ 50/60 Hz with 43 ... 300 cm coil length

FAQ

- **Q:** What is the typical accuracy of the ARCT-R series?
 - **A:** The ARCT-R series offers high accuracy, meeting IEC 61869-2 Class standards at rated currents greater than specified for each model.
- **Q:** What is the recommended application for the ARCT-XXX-R series?
 - **A:** The ARCT-XXX-R series is ideal for submetering applications where accurate current measurement is crucial.
- **Q:** How do I select the appropriate model for my current measurement needs?
 - **A:** Choose the model based on your required rated current range and positioning accuracy to ensure reliable measurements.

ARCT-XXX-R SERIES

The flexible Rogowski coil of the high-accuracy split-core current transformers offer significant installation

advantages over the general split-core CT's because of their light weight, wide current(10-5000+ Amps), mechanical flexibility for mounting in tight quarters and easy placement around cable bundles or large busbars. Offered in 80, 115, 180, and 300 mm window sizes, the ARCT-R series is the most accurate Rogowski coil in submetering.


Key Features



- In the following graphs, a positive phase angle error indicates that the output of the Rogowski coil CT with an integrator leads the primary current.
- Graphs show typical performance at 25°C, 50/60Hz
- Performance Graphs – The standard CT meets IEEE C57.13 class 0.6 standard & IEC 61869-2 class 0.5S standard

| Model | Output(50Hz) | Output(60Hz) | One Loop Accuracy | Two Loop Accuracy |
|------------|--------------|--------------|-------------------|-------------------|
| ARCT-080-R | 100 mVac | 120 mVac | 1 | X |
| ARCT-115-R | 100 mVac | 120 mVac | 1 | X |
| ARCT-180-R | 100 mVac | 120 mVac | 1 | 0.5S |
| ARCT-300-R | 100 mVac | 120 mVac | 1 | 0.5S |

How to Use



Option: Busbar mounting



Please refer to “Rogowski coil Current Transformer Installation Guide” for further details.

Specifications

- **Coil length** : 11.81 inches(30 cm) up to 118.11 inches(300 cm)
- **Window size**: 3.15 inches(80 mm) up to 11.81 inches(300 mm)
 - (ex, ARCT-080-D, 080: 80mm, 115: 115mm, 180: 180mm, 300: 300mm)
- **Cord diameter** : 8 ± 0.2 mm
- **Weight** : 150 – 500 g
- **Output level (RMS)** : 100 mV / kA @ 50 Hz, 120 mV / kA @ 60 Hz
- **Max measurable current** : 2 kA @ 50/60 Hz with 30 ... 42 cm coil length
 - 5 kA @ 50/60 Hz with 43 ... 300 cm coil length
- **Coil resistance** : 70 – 900 Ohms
- **Positioning error** : One loop → < 0.8% of reading
 - Two loop → < 0.25% of reading
- **Frequency**: 40 Hz – 5 kHz
- **Overvoltage category**: CAT IV 600 Vrms, Service Entrance
- **Pollution degree**: 2, Controlled Environment
- **Insulation test voltage**: 7400 Vrms / 1 min
- **Connection cable**: 2 x AWG18 shielded, double insulated, standard length 1.5 m (option 2 m – 15 m)
- **Protection degree**: IP67
- **Altitude**: up to 2000 m over sea-level
- **Operating temperature**: -40 °C – +75 °C for coil with 2 kA max measurable current
 - -40 °C – +60 °C for coil with 5 kA max measurable current
- **Storage temperature**: -40 °C – +90 °C

- **Relative humidity tolerance:** 0 – 95%
- **Installation and use:** Controlled environment, Indoor
- **IEC, UL standards:** IEC 61010-1, IEC 61010-2-032, UL 61010-1

Output Accuracy

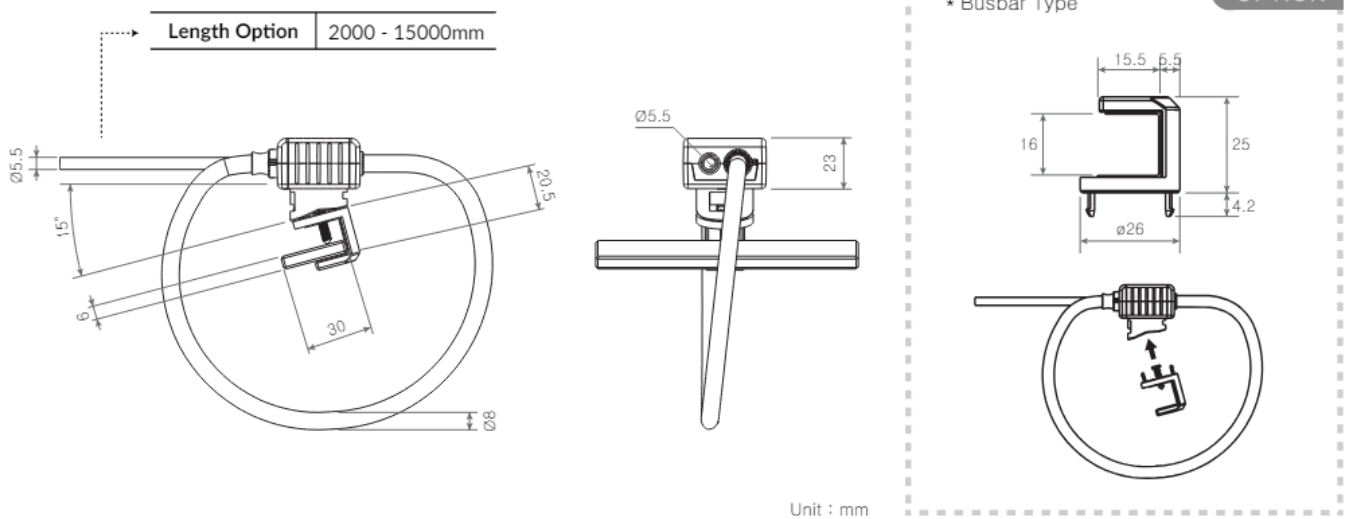
Ratio Error

- Accuracy 0.5% conforms to IEC 61869-2 & IEEE/ANSI C57.13 meets the measuring range from 5% to 120% of rated current

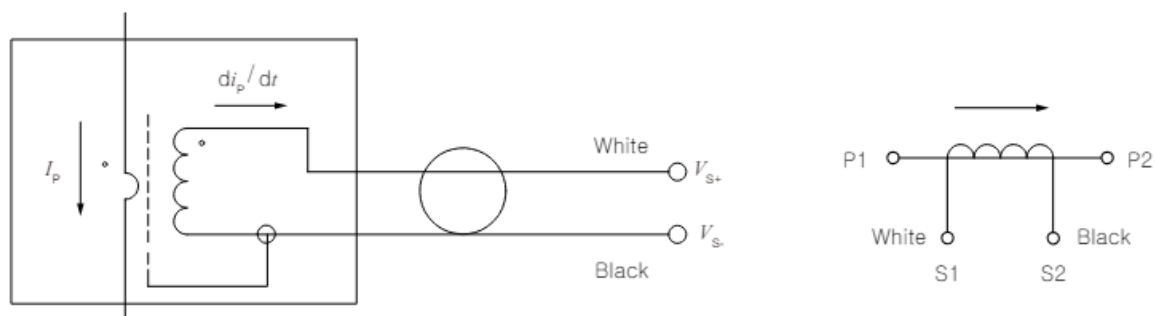
Phase Angle

- 50/60 Hz – 0.0 to 0.5 degrees leading from 5% to 120% of rated current

Dimensions



Connection

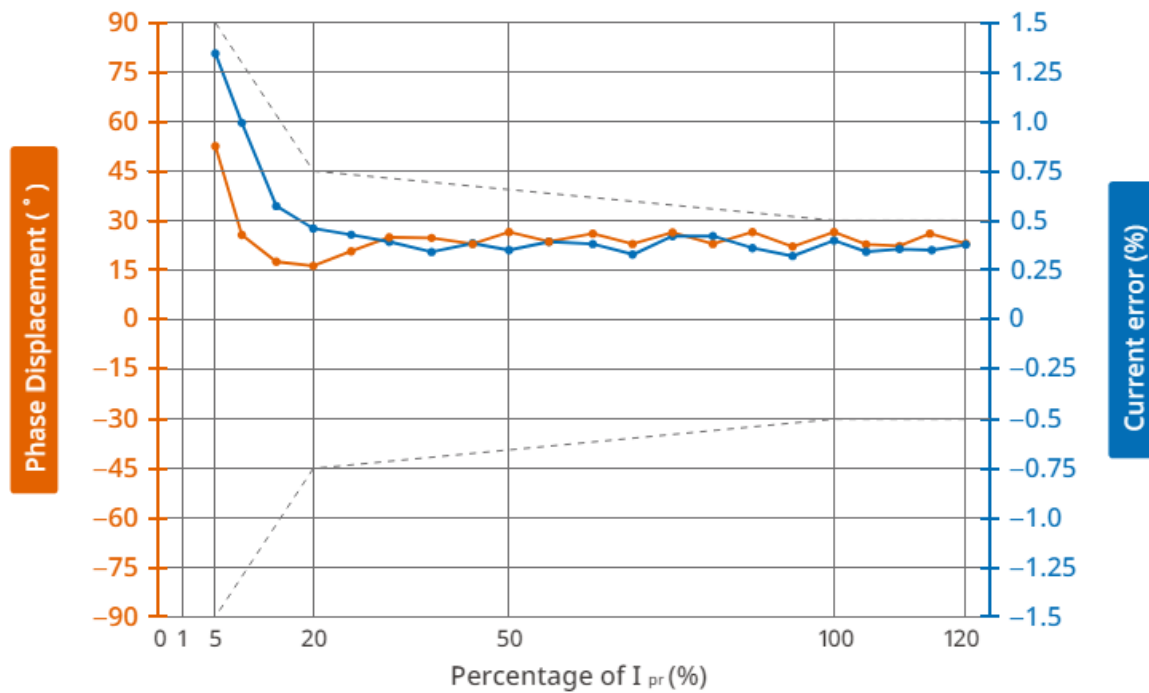


Typical Accuracy

- In the following graphs, a positive phase angle error indicates that the output of the Rogowski coil CT with an integrator leads the primary current.
- Graphs show typical performance at 25°C, 50/60Hz

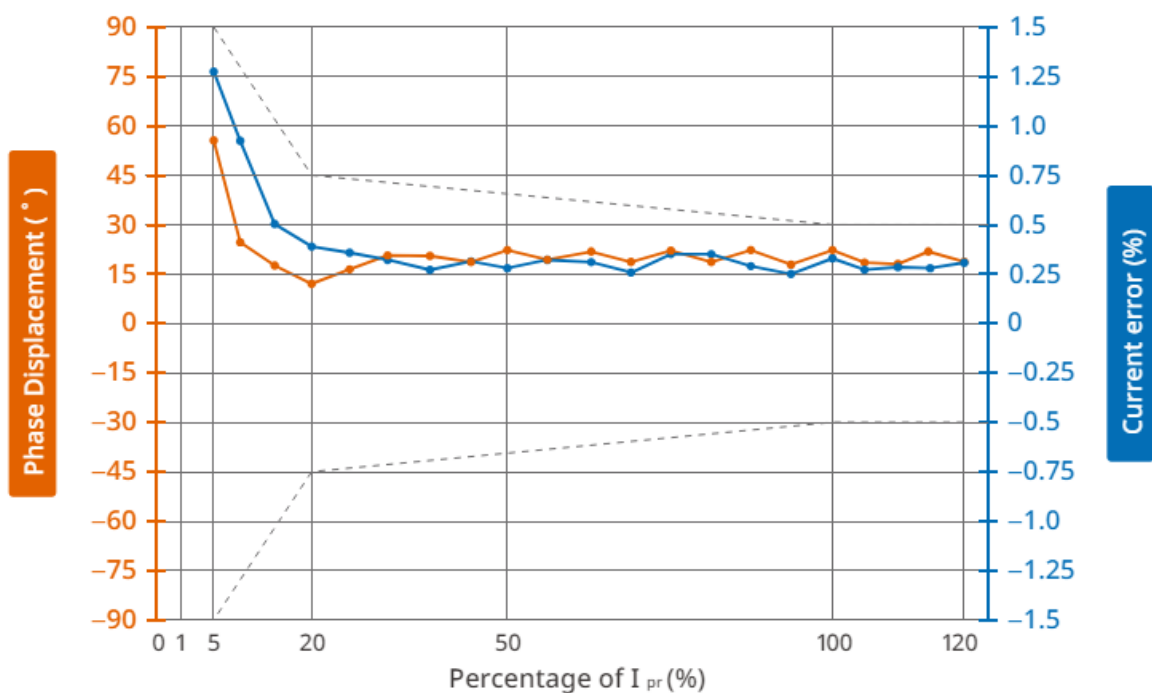
- Performance Graphs – The standard CT meets IEEE C57.13 class 0.6 standard & IEC 61869-2 class 0.5S standard

ARCT-080-R Series with an integrator(of C, M, S and T type) (Rated current: 500A/333mV)



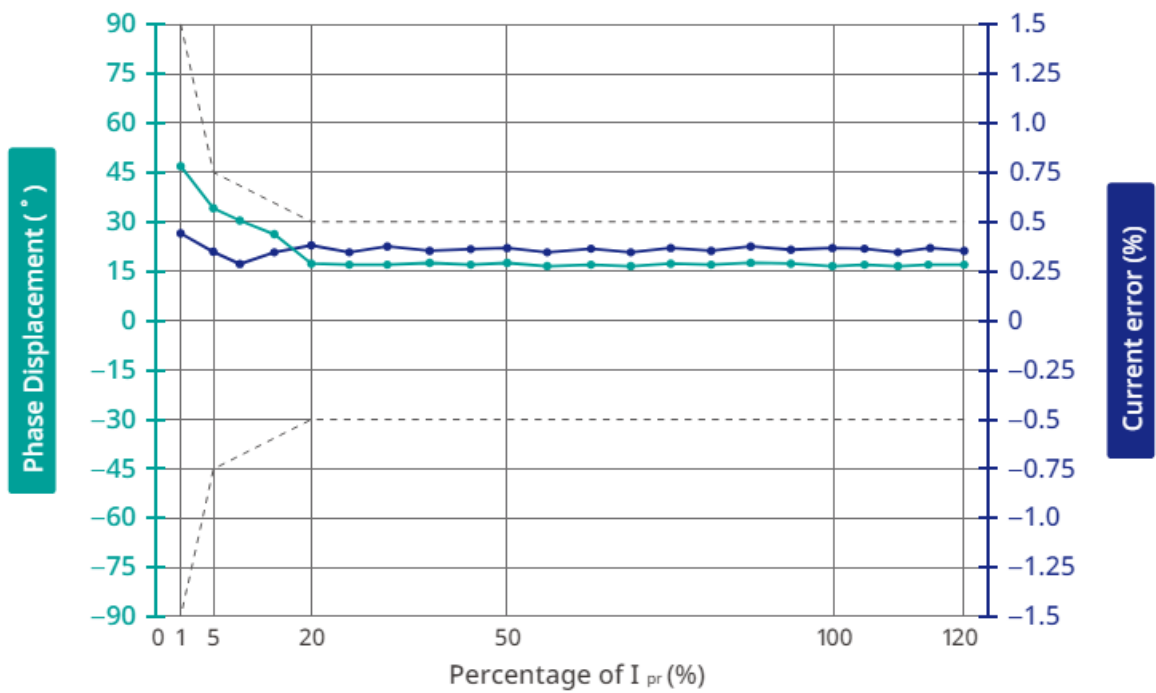
Only meets IEC 61869-2 Class 1.0 at rated currents greater than 500 A.

ARCT-0115-R Series with an integrator(of C, M, S and T type) (Rated current: 1000A/333mV)



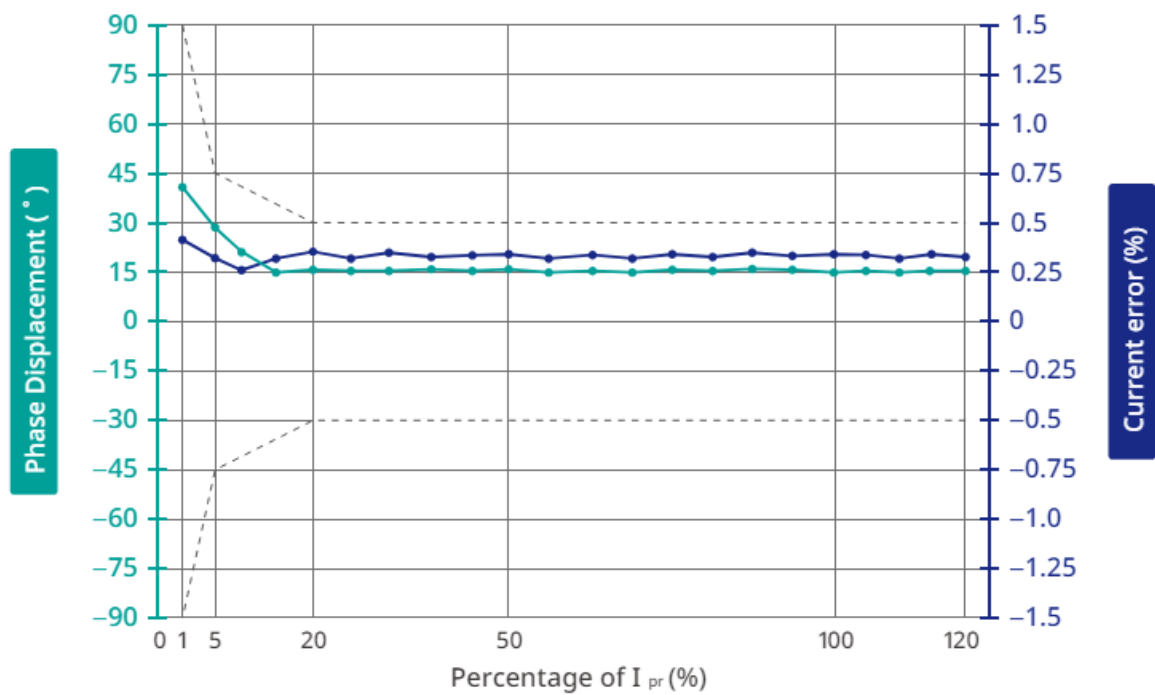
Only meets IEC 61869-2 Class 1.0 at rated currents greater than 1000 A.

ARCT-180-R Series with an integrator(of C, M, S and T type) two-loop(Rated current: 2000A/333mV)



Only meets IEC 61869-2 Class 0.5S at rated currents greater than 2000 A.

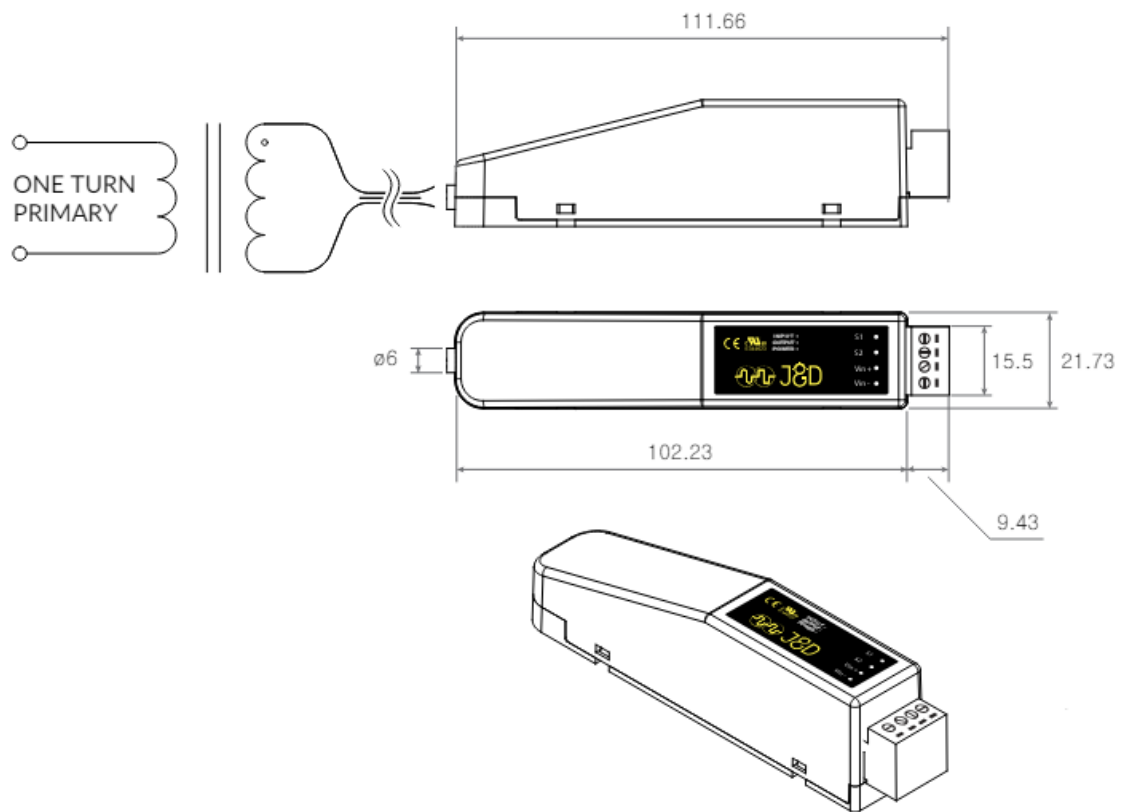
ARCT-300-R Series with an integrator(of C, M, S and T type) two-loop (Rated current: 3000A/333mV)



Only meets IEC 61869-2 Class 0.5S at rated currents greater than 3000 A.

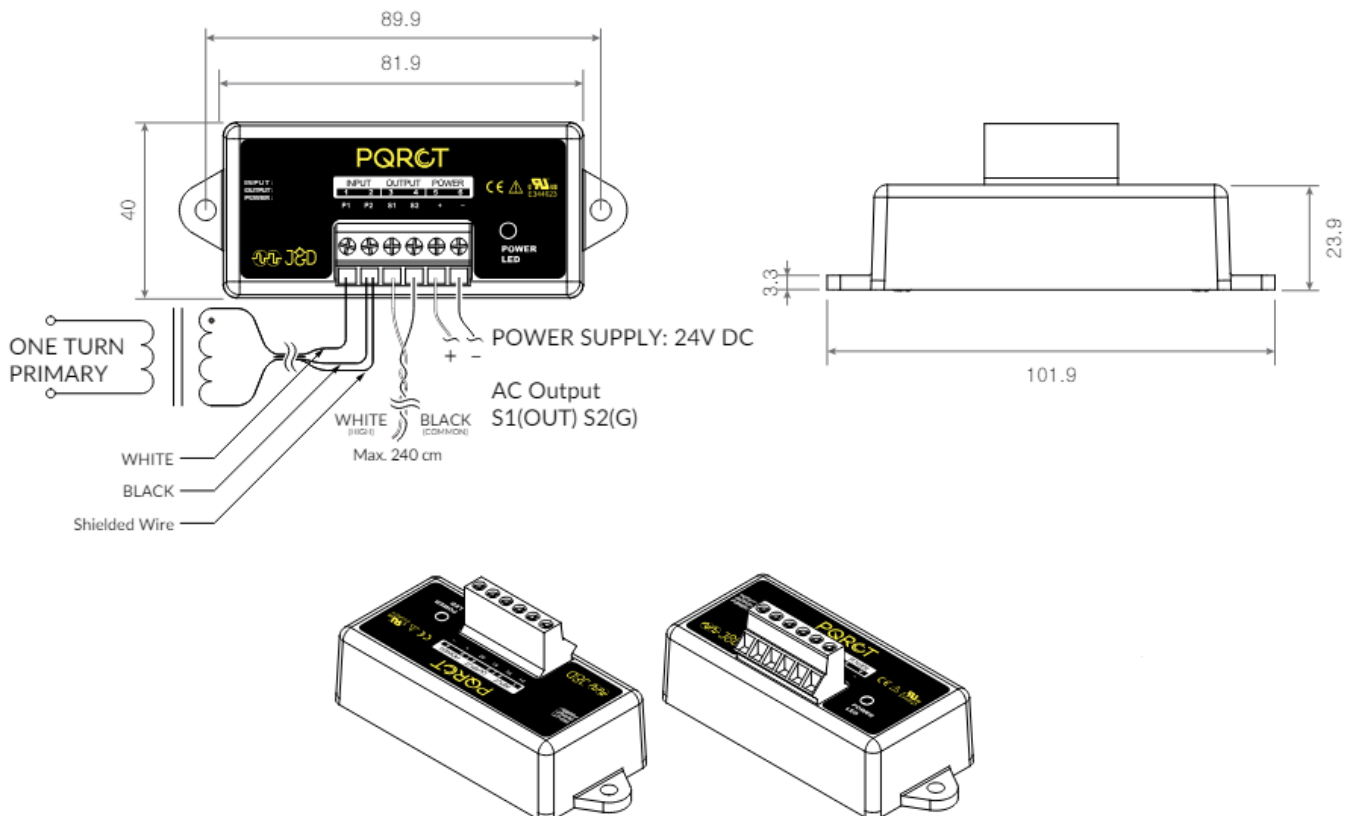
Option – External Integrators

C Type



- Embedded type
- Single-phase
- **Power supply: +24Vdc**

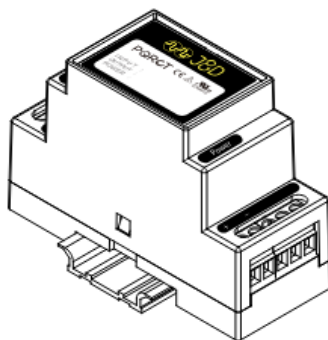
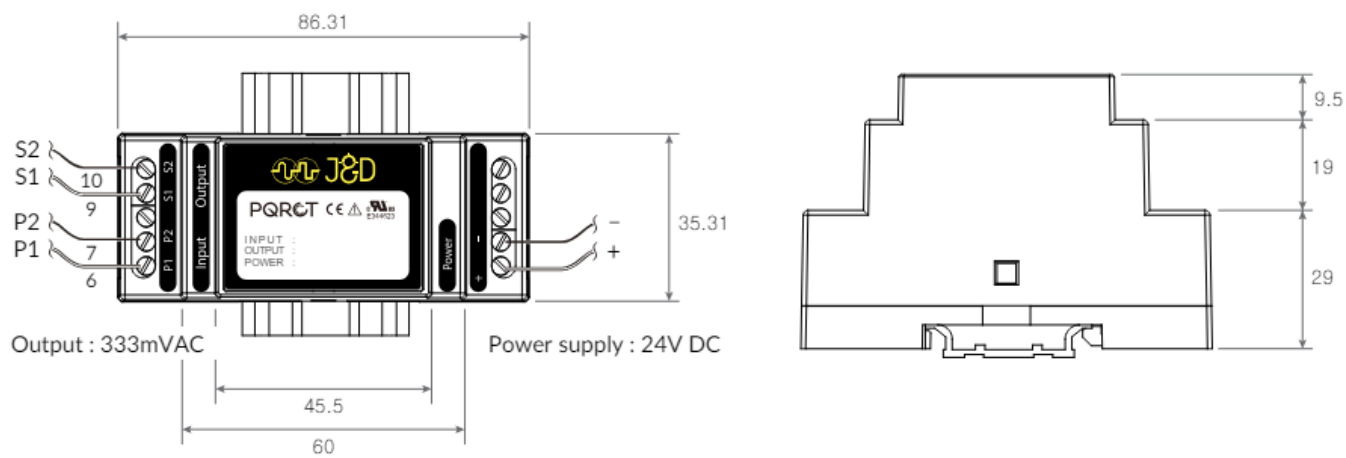
M Type



- Wiring type

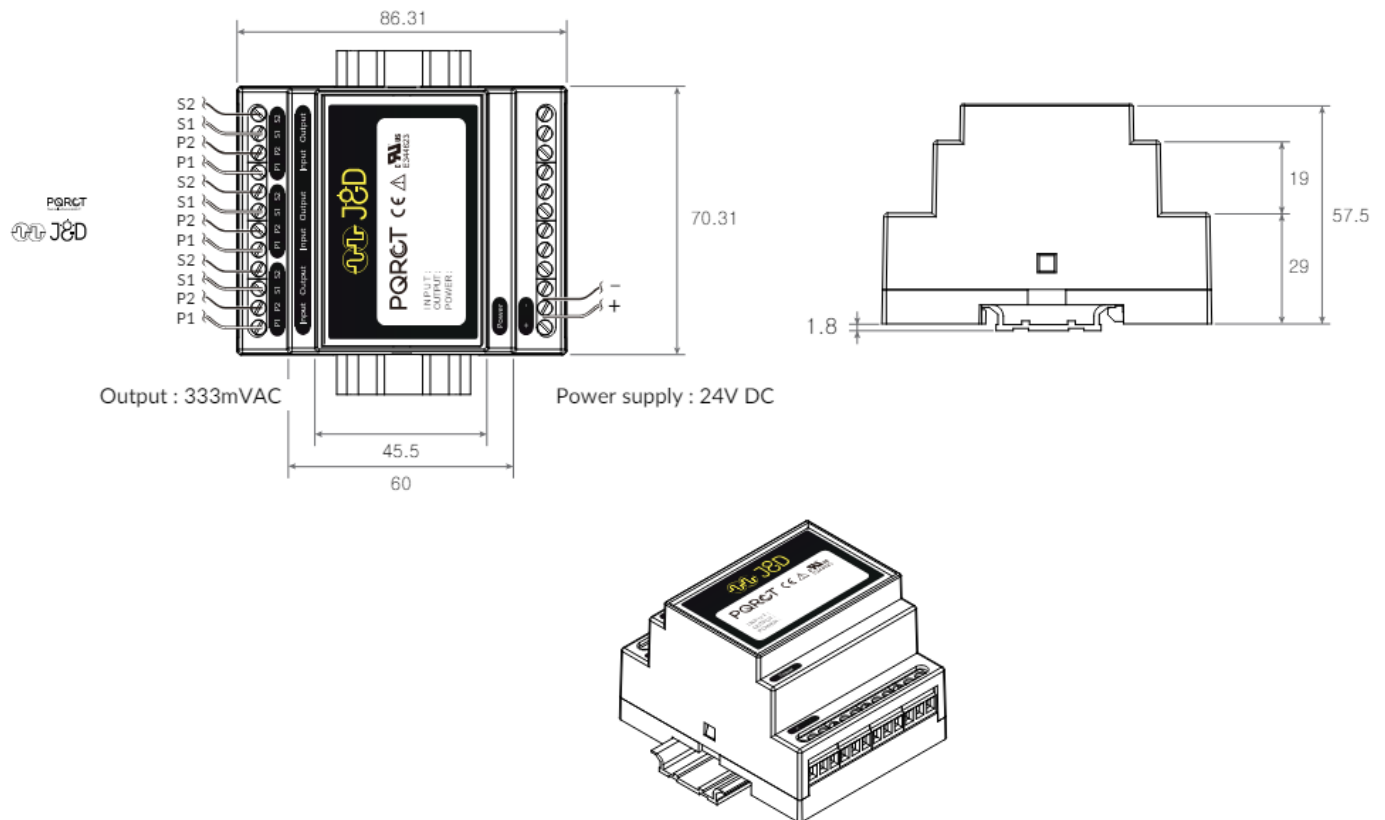
- Single-phase
- **Power supply:** +24Vdc

S Type



- Wiring type
- Single-phase
- **Power supply:** +24Vdc

T Type



- Wiring type
- Three-phase
- **Power supply:** +24Vdc

Safety

The J&D CTs are UL/EN 61010-1, CE, RoHS compliant and certified, are also conformed up to Pollution degree 2, 1000Vac CAT III, 600V CAT IV rated devices.

Please be sure that Failure to follow these instructions can result in serious injury and/or cause damage. The Rogowski coil current transducer shall be used in electric/electronic equipment in accordance with the operating instructions of all related systems and component manufacturers with respect to applicable standards and safety requirements. Follow corresponding national regulations and safe electrical work practices. This equipment must only be installed and serviced by qualified personnel. And the qualified personnel is one who has skills and knowledge related to the construction and operation of this electrical equipment and installations, and has received safety training to recognize and avoid the hazards involved.

When operating the Rogowski coil current transducer, there may be dangerous active voltages (e.g. primary conductor) in certain parts of the module. Users should make sure to take all necessary steps to protect against electric shock. The Rogowski coil current transducer is a built-in device containing conductive parts that are inaccessible after installation. Therefore, a protective enclosure or additional insulation barrier is necessary. Safe and trouble-free operation of this converter can only be guaranteed if transport, storage and installation are carried out correctly and operation and maintenance are carried out carefully.

Remark


- V_o is positive when IP flows in the direction of the arrow. (o : output, p : primary current)
- Temperature of the primary conductor should not exceed 80°C(176°F).
- Dynamic performances (di/dt and delay time) are the best with a single bar when the primary hole is completely

filled.

www.hqsensing.com

Specifications are subject to change without notice

Documents / Resources



[hqsensing ARCT-080-R Current Transformers](#) [pdf] User Guide

ARCT-080-R Current Transformers, ARCT-080-R, Current Transformers, Transformers

References

- [User Manual](#)

Manuals+ Privacy Policy

This website is an independent publication and is neither affiliated with nor endorsed by any of the trademark owners. The "Bluetooth®" word mark and logos are registered trademarks owned by Bluetooth SIG, Inc. The "Wi-Fi®" word mark and logos are registered trademarks owned by the Wi-Fi Alliance. Any use of these marks on this website does not imply any affiliation with or endorsement.