




HQ POWER HQM407C HDMI Repeater User Manual

[Home](#) » [HQ-POWER](#) » HQ POWER HQM407C HDMI Repeater User Manual 



HQM407C



USER MANUAL

Contents

- 1 Introduction
- 2 Symbols
- 3 Safety Instructions
- 4 General Guidelines
- 5 Operation
- 6 Maintenance
- 7 Specifications
- 8 Documents / Resources
 - 8.1 References
- 9 Related Posts

Introduction

To all residents of the European Union Important environmental information about this product This symbol on the device or the package indicates that disposal of the device after its lifecycle could harm the environment. Do not dispose of the unit (or batteries) as unsorted municipal waste; it should be taken to a specialized company for recycling. This device should be returned to your distributor or to a local recycling service. Respect the local environmental rules. If in doubt, contact your local waste disposal authorities. Thank you for choosing HQPower! Please read the manual thoroughly before bringing this device into service. If the device was damaged in transit, do not install or use it and contact your dealer.

Symbols

1. CE marking
2. Read and understand this manual and all safety signs before using this appliance.
3. Indoor use only.

Safety Instructions

- This device can be used by children aged 8 years and above, and persons with reduced physical, sensory or mental capabilities or lack of experience and knowledge if they have been given supervision or instruction concerning the use of the device in a safe way and understand the hazards involved. Children shall not play with the device.

Cleaning and user maintenance shall not be made by children without supervision.

- There are no user-serviceable parts inside the device. Refer to an authorized dealer for service and/or spare parts.
- Do not immerse the device in any liquid. Keep away from high heat and fire.

General Guidelines

- Refer to the Velleman® Service and Quality Warranty on www.Velleman.eu.
- Protect this device from shocks and abuse. Avoid brute force when operating the device.
- Familiarise yourself with the functions of the device before actually using it
- All modifications of the device are forbidden for safety reasons. Damage caused by user modifications to the device is not covered by the warranty.
- Only use the device for its intended purpose. Using the device in an unauthorized way will void the warranty.

- Damage caused by disregard of certain guidelines in this manual is not covered by the warranty and the dealer will not accept responsibility for any ensuing defects or problems.
- Keep this manual for future reference.

Operation

The HQM407C regenerates the incoming HD signal by decoding and re-encoding it to a new standard HD signal, so it can extend the transmission range without degradation.

Using the HQM407C is very easy as it is plug-and-play. Connect the HDMI® source signal, e.g. a DVD player, to the HDMI® input.

- Connect the HDMI® output to the VGA device.

Maintenance

- Occasionally wipe with a damp cloth to keep it looking new. Do not use harsh chemicals, cleaning solvents or strong detergents.

Specifications

resolutions full HD (HDTV) 480i / 576i / 480p / 576p / 720p / 1080i / 1080P
 resolution 4K (UHDTV) 2160
 bandwidth 18 Gbps / 600 MHz
 compatible with HDMI cables ≤ 25 m
 dimensions 5 x 27 x 13 mm
 extension input ≤ 25 m
 output ≤ 25 m
 weight 15 g

Use this device with original accessories only. Velleman nv cannot be held responsible in the event of damage or injury resulting from (incorrect) use of this device. For more info concerning this product and the latest version of this manual, please visit our website www.power.eu. The information in this manual is subject to change without prior notice.

The terms HDMI and HDMI High-Definition Multimedia Interface, and the HDMI Logo are trademarks or registered trademarks of HDMI Licensing LLC in the United States and other countries.

© COPYRIGHT NOTICE

The copyright to this manual is owned by Velleman nv. All worldwide rights reserved.

No part of this manual may be copied, reproduced, translated or reduced to any electronic medium or otherwise without the prior written consent of the copyright holder.





Imported by Velleman nv
 Legen Heirweg 33, 9890 Gavere, Belgium
www.hqpower.eu



[HQ POWER HQM407C HDMI Repeater](#) [pdf] User Manual
HQM407C, HDMI Repeater, HQM407C HDMI Repeater

References

-  [Details â€œ Own brands â€œ Velleman â€œ Wholesaler and developer of electronics](#)
-  [Velleman â€œ Wholesaler and developer of electronics](#)