



HOTT CD711 CD Player User Manual

[Home](#) » [HOTT](#) » HOTT CD711 CD Player User Manual

HOTT®

CD Player User Manual
MODEL: CD711/CD711T



Dear user:

Thank you for choosing a portable CD player from HOTT. We wish you a happy experience, please read this manual carefully before use and keep this manual in a safe place for your use.


Contents [[hide](#)]

- [1 Accessories:](#)
- [2 Start Step](#)
- [3 Back Function Introduction](#)
- [4 Charging Instructions:](#)
- [5 Specifications and Parameters:](#)
- [6 Safety Precautions:](#)
- [7 Documents / Resources](#)
- [8 Related Posts](#)


Accessories:



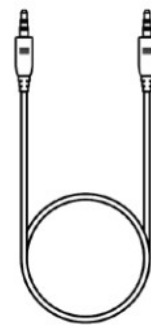
CD Player



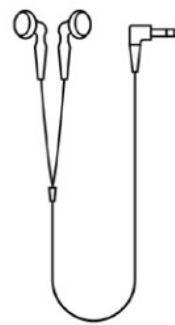
Operation manual



Power cable

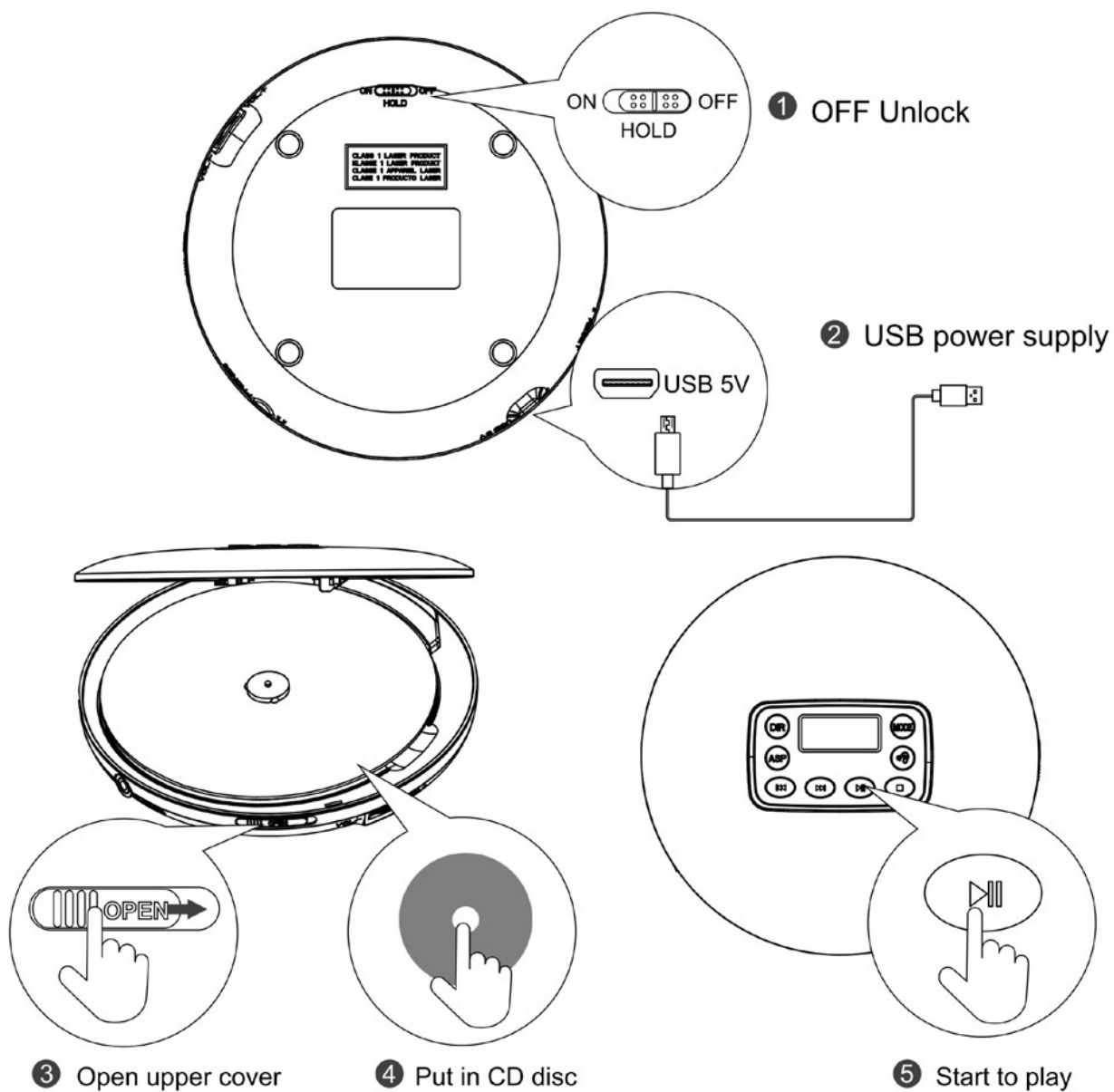


Audio cable



Earphone

Start Step



Key Function Description



: Stop/shut down

Press once, ends playback; press twice switches the device off.



: Power on/play/pause

– Make sure the lock button is turned at the “OFF” position before powering on.



: Press once to replay the current song.

– Short press twice to select previous song.
– Long Press to fast backward.



: Short press to select the next song; long press to fast forward.



: Switch the anti-shock system on/off.

– Open by default.
– CD: 40 seconds.
– MP3 disc: 120 seconds.



Select the next album (Only for MP3 format).



Select sound effects.

-You can choose five sound effects: BBS (Bass), Pop, Jazz, Rock, Classic.



Select the Play mode

1 Current track loop Playback.



ALL All tracks will be looped.

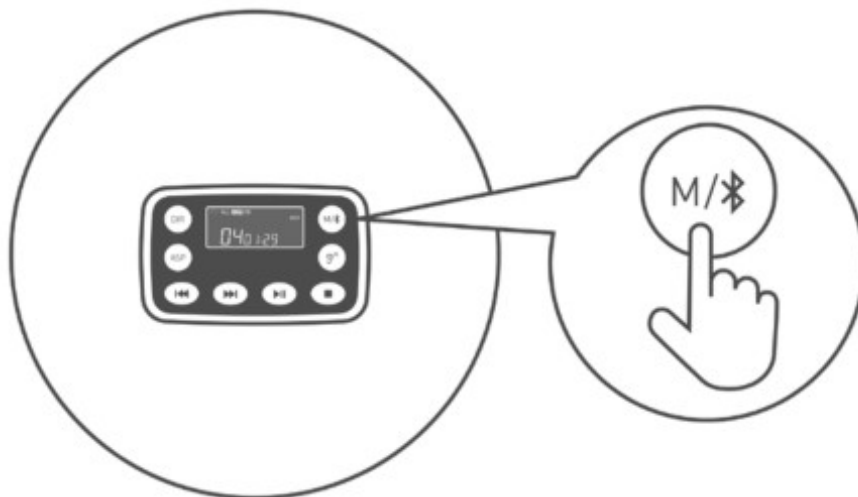


DIR All the files of the current album are played back repeatedly(Only MP3 DISC).

- INTRO The first 10 seconds of each title or file are played.

- SHUF All files or tracks are played back in random order.

Bluetooth Functions (Just for CD player Model: CD711T)



Function 1 Short press to select Play mode.



1 Current track loop Playback.



ALL All tracks will be looped.




DIR All the files of the current album are played back repeatedly (only MP3 DISC).



-INTRO The first 10 seconds of each title or file are played.

-SHUF All files or tracks are played back in random order.



Function 2 Bluetooth mode

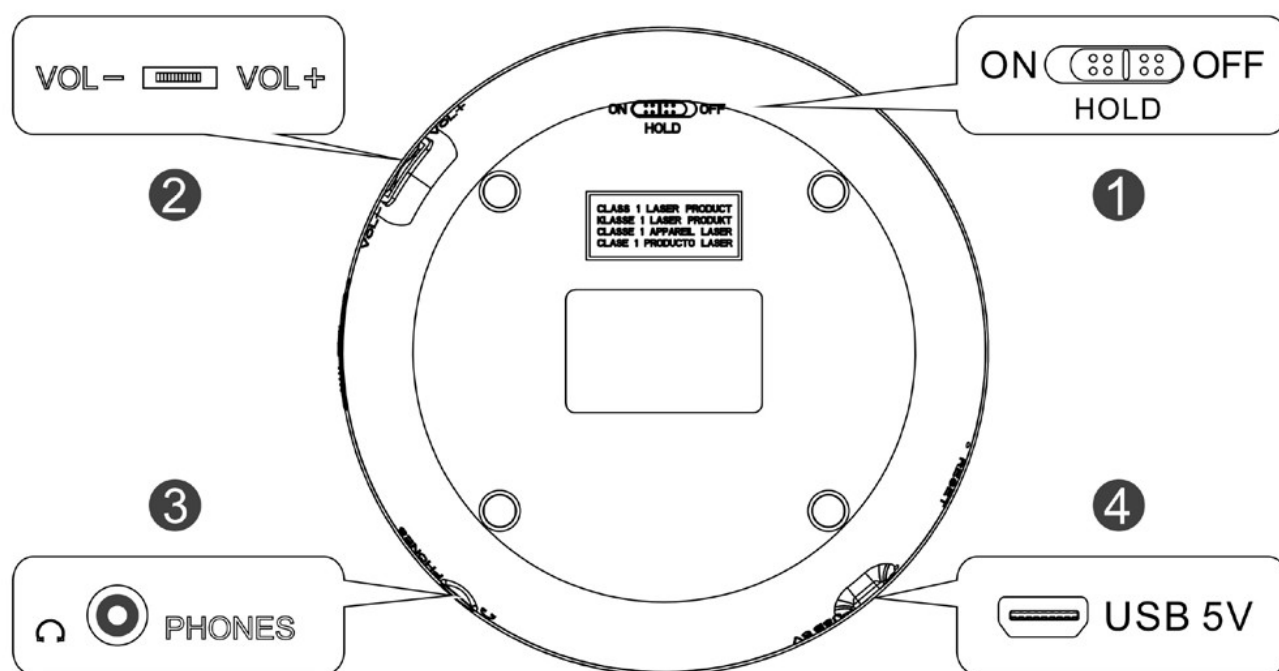
1. Long press to turn on the Bluetooth transmission, the icon  will flash in the LCD display. Then CD player will try to pairing with your Bluetooth device automatically.

- When CD player had paired with your Bluetooth device, the icon  stops flash, you will hear the music from your Bluetooth device.
- In Bluetooth mode, long press to disconnect the Bluetooth transmitter, the Bluetooth icon  disappears.

Notes:

- Before the CD player connects to the Bluetooth speaker/earphone, make sure that your Bluetooth speaker/earphone is not connected to other devices.
- Pairing lead time would be around 15-50 seconds.
- When playing in Bluetooth mode, please make sure the wired earphone is unplugged.
- CD player only can be paired with one Bluetooth device at a time. If there is more than one Bluetooth device around the CD player, it may randomly pair one of them.
- The paired device is automatically connected when it restarts.

Back Function Introduction



HOLD (ON/ OFF): Lock button switch

- **ON:** All buttons will be locked
- **OFF:** Unlock

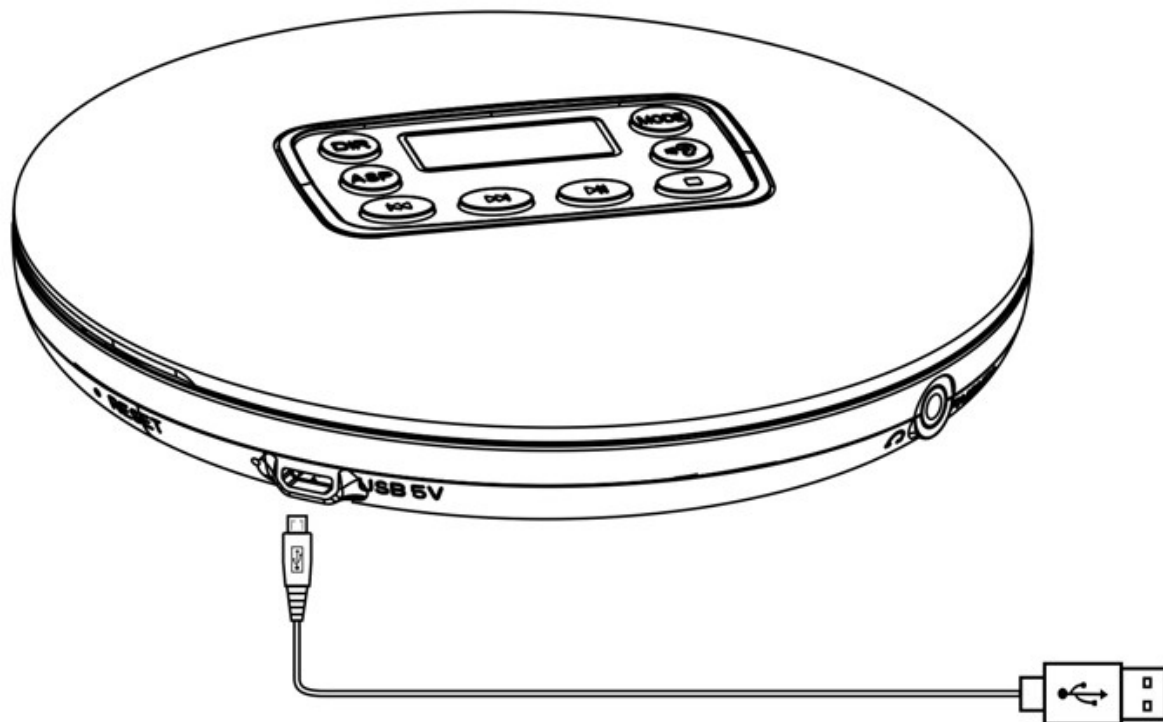
Note: Before power on, you need to put the button to the “OFF” position.


VOL -/VOL+: Adjust the volume

PHONES: Earphone jack

USB 5V: USB power supply

Charging Instructions:



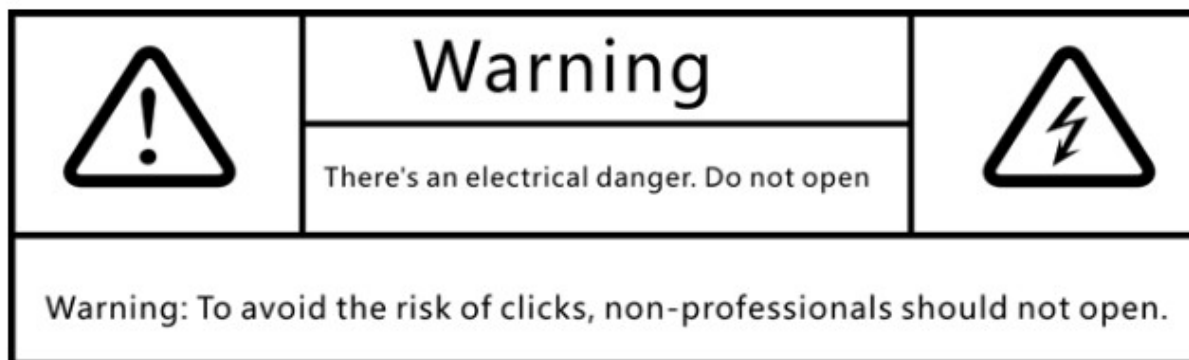
1. Plug the mains adapter cable into the >> **USB 5V** <<socket.
 2. Plug the mains adapter into the mains socket.
- The red indicator will light when charging. The blue indicator will light when fully charged. 2-3 hours full charge support up to 8-10 hours playback.
 - The device display tells you about the state of the batteries. If >>  << flashing on the display. Batteries' power is running out.

Specifications and Parameters:

Power input: USB – 5V 1A
Output power: 20mW (32 Euro Dual Channel)
Operating temperature: -20 °C~55 °C
Supporting disc format: CD original disc, MP3 disc, CD-R, CD-RW;
Support music formats: CD-DA, MP3, WMA
SNR (signal to noise ratio) : > 80dB
Distortion: <1%
Charging time: 2-3 hours
Play time: 8-10 hours
Overall dimensions: ϕ 142X29mm
Bluetooth transmit distance: 10 m (**For Model:** CD711T)

Safety Precautions:

1. Be careful to prevent excessive output power when setting the volume so as not to damage your hearing.
2. Avoid that this system contacts with moisture, rain, sand or various heat sources.
3. When cleaning, please clean the device with a soft damp cloth. Do not use alcohol or benzene solvent to clean.
4. Please turn off the power of this device or remove the battery when not in use for a long time.
5. When riding a bicycle, driving a car or a motorcycle, do not use the player and headphones to avoid danger.



Matters Need Attention

In order for the user to use the player correctly, please read carefully and abide by it.

Do not contact chemical substances such as benzene and diluents.

Please stay away from the strong magnetic field, the electric field.

Do not disassemble, repair or modify it yourself.

Dispose of packaging and old electronic products, please sort them properly.


Important reminder

Cracked discs may cause the player to malfunction. Do not use it. For example, serious scratches on the signal surface of the disc, fingerprints, and dirt may cause equipment malfunction or shorten the life of the laser head.

Service Team:

Email: info@hottaudio.com

Documents / Resources

	HOTT CD711 CD Player [pdf] User Manual CD711, CD711T, CD Player
---	--