

horys XK Family Line Up Blockchain Computer Device User Manual

[Home](#) » [horys](#) » horys XK Family Line Up Blockchain Computer Device User Manual 



UserManual
BLOCKCHAINCOMPUTER
DEVICE
XKFamilyLineUp

Contents

- [1 XK Family Line Up Blockchain Computer Device](#)
- [2 Product Overview & Specifications](#)
- [3 Basic Safety & Maintenance](#)
- [4 Setup Instructions:](#)
- [5 What's Inside the Box:](#)
- [6 Product Visualization:](#)
- [7 FAQs:](#)
- [8 Contact Information](#)
- [9 FCC Caution:](#)
- [10 Documents / Resources](#)
 - [10.1 References](#)



<https://qrco.de/bf4RCK>

Product Overview & Specifications

Overview:

The Blockchain Computer Device is a high-performance computing device that empowers users with the ability to participate in blockchain network activities and experience rewards. With its compact physical design and simplified user interface, the Blockchain Computer Device is your gateway to the vast and growing digital asset space.

Basic Safety & Maintenance

- **Electrical Safety:** Only use the power cable provided in the box to power your device and connect it only to compatible power sources. Check electrical specifications to ensure device compatibility.
- **Ventilation:** Ensure the device's vents are not blocked to prevent overheating.
- **Liquid Exposure:** Keep the device away from liquids to avoid damage.
- **Cleaning:** Clean the device with a soft, dry cloth regularly to prevent the accumulation of dust outside and inside the device.
- **Caution:** Do not use chemical cleaners, as these might damage the finishing on the surface of the device.

	XK 500	XK 1000	XK 5000	XK 10000	XK Validator
Device Proportions	14 x 13 x 6 cm	14 x 13 x 6 cm	16x 14x 8 cm	20x 15x 10 cm	20x 15x 10 cm
Finishing	Premium Plastic Case	Aluminum Case	Aluminum Case	Aluminum Case	Black Aluminum Case
Connectivity	2.4Ghz/ 5Ghz	2.4Ghz/ 5Ghz	2.4Ghz/ 5Ghz	2.4Ghz/ 5Ghz	2.4Ghz/ 5Ghz
Ports	1 WAN Port 1 LAN Port	1 WAN Port 1 LAN Port	1 WAN Port 1 LAN Port	1 WAN Port 1 LAN Port	1 WAN Port 1 LAN Port
Power	External 12V Power Adapter	External 12V Power Adapter	110-220V	110-220V	110-220V
Processor	MTK	MTK	Intel® Core™ i3 Processor	Intel® Core™ i5 Processor	Intel® Core™ i7 Processor

Setup Instructions:

1. Unbox and Inspect:

1.2. Open the box and ensure that all the items listed in Section 3 [What's in the Box] are present and in brand-new condition*

- 1.3. Locate the serial number on the back of the device and note it down for later steps
2. Connect to Power:
 - 2.1. Plug the appropriate end of the power cable to your Blockchain Computer Device
 - 2.2. Connect the other end to a power outlet
3. Network Connection:
 - 3.1. Take the Ethernet cable from the box .
 - 3.2. Plug the blue color-coded end of the cable into the WAN port of your device
 - 3.3. Plug the yellow color-coded end of the cable into a free port on your WiFi router
 - 3.4. Wait approximately 15-30 minutes for the device to activate
 - 3.5. A green indicator in front of your device will light up to let you know that you have connected to the network successfully
4. Scan the QR Code Below
 - 4.1. Continue your user setup by scanning the QR code below:



<https://qrco.de/bf4RCK>

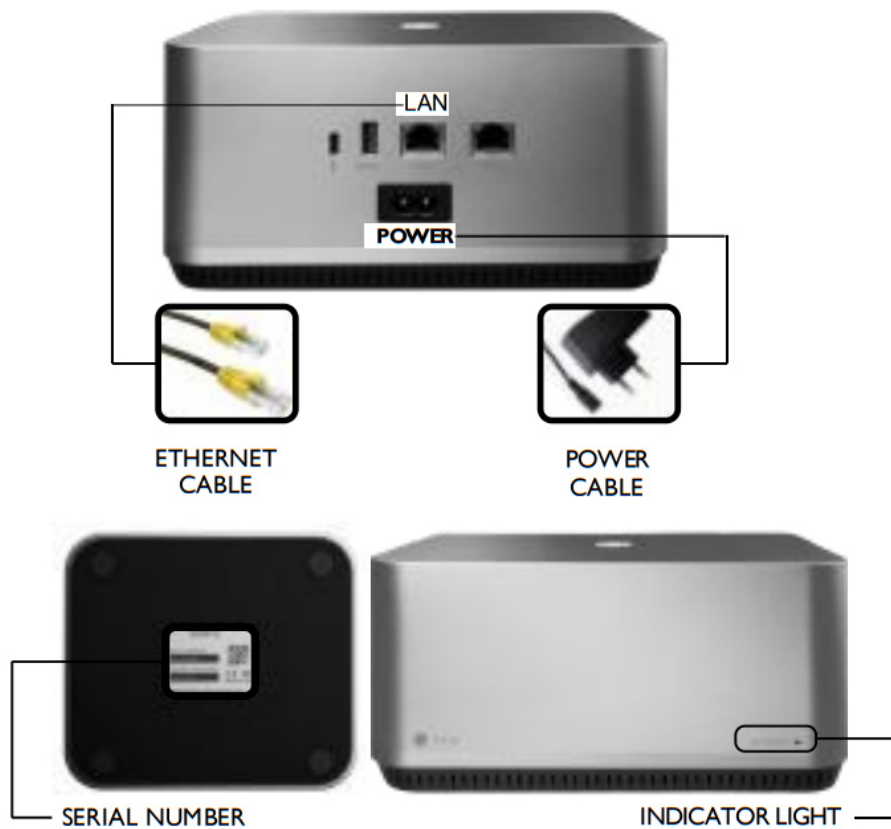
Should you have factory-related issues with your brand-new device, please do not hesitate to raise a ticket at <https://support.horystech.com/support/home>.

What's Inside the Box:

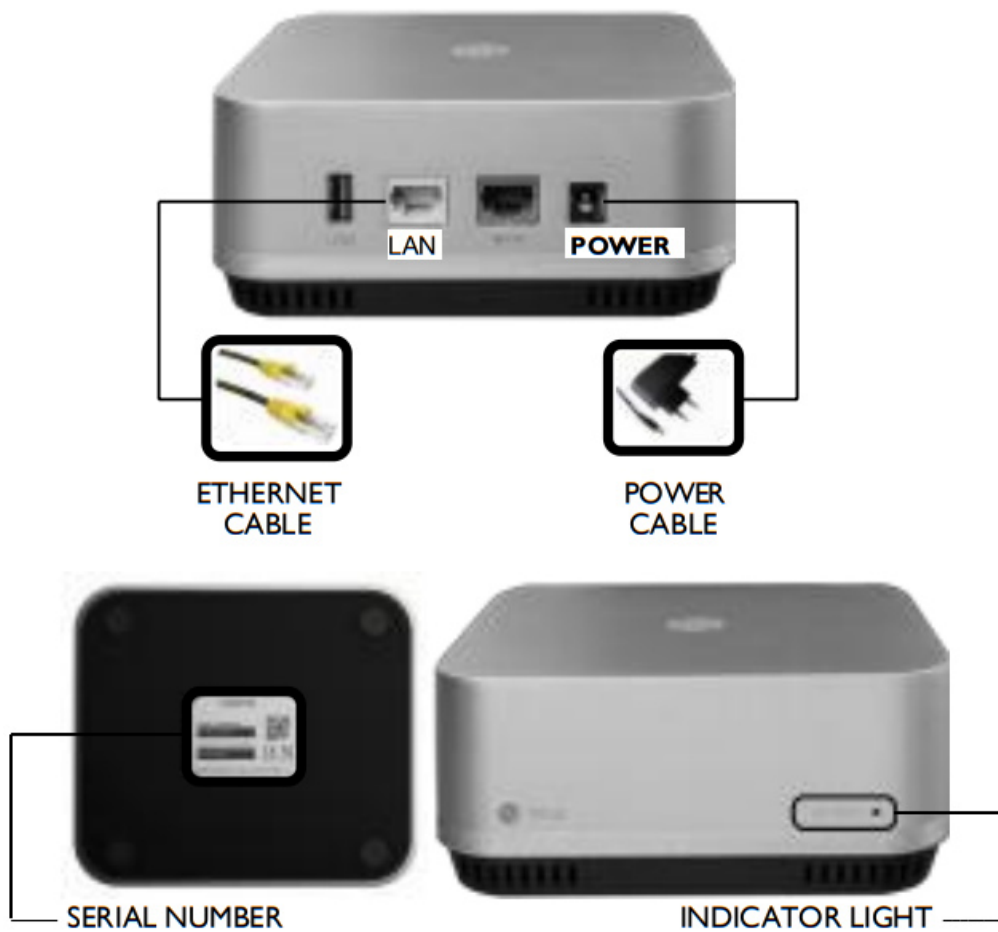
- Blockchain Computer Device
- Ethernet cable
- Power cable
- Product manual with QR code linked to our web-based digital product guide

Product Visualization:

5000/ 10000/ Validator Set



500/1000 Set



FAQs:

1. How does the product connect to the network?

- The device requires an internet connection via an ethernet cable to your router.

2. Can I connect multiple devices in a business setting?

- Yes, as long as you have vacant internet ports. Independent IP addresses are not necessary.

3. Can I gift the device to another user?

- Each device is linked to the order ID and is non-transferable.

Contact Information

Customer Support Hub:

<https://support.horystech.com/support/home>

Support Email: support@horystech.com

General Queries Email: info@horystech.com

Website: <https://horystech.com/>

FCC Caution:

This device complies with part 15 of the FCC Rules. Operation is subject to the following two conditions: (1) this device may not cause harmful interference, and (2) this device must accept any interference received, including interference that may cause undesired operation.

Any changes or modifications not expressly approved by the party responsible for compliance could void the user's authority to operate the equipment.

NOTE: This equipment has been tested and found to comply with the limits for a Class B digital device, pursuant to Part 15 of the FCC Rules. These limits are designed to provide reasonable protection against harmful interference in a residential installation. This equipment generates, uses and can radiate radio frequency energy and, if not installed and used in accordance with the instructions, may cause harmful interference to radio communications. However, there is no guarantee that interference will not occur in a particular installation.

If this equipment does cause harmful interference to radio or television reception, which can be determined by turning the equipment off and on, the user is encouraged to try to correct the interference by one or more of the following measures:

- Reorient or relocate the receiving antenna.
- Increase the separation between the equipment and receiver.
- Connect the equipment into an outlet on a circuit different from that to which the receiver is connected.
- Consult the dealer or an experienced radio/TV technician for help.

To maintain compliance with FCC's RF Exposure guidelines, This equipment should be installed and operated with minimum distance between 20cm the radiator your body: Use only the supplied antenna.







Documents / Resources

	<p>horys XK Family Line Up Blockchain Computer Device [pdf] User Manual XLF110000, XK 500, XK 1000, XK 5000, XK 10000, XK Validator, XK Family Line Up Blockchain Computer Device, XK Family Line Up, XK Family Line Up Computer Device, Blockchain Computer Device, Computer Device, Device</p>
---	--

References

-  horystech.com/
-  [HORYS TECH - Support](#)
- [User Manual](#)

Manuals+, Privacy Policy

This website is an independent publication and is neither affiliated with nor endorsed by any of the trademark owners. The "Bluetooth®" word mark and logos are registered trademarks owned by Bluetooth SIG, Inc. The "Wi-Fi®" word mark and logos are registered trademarks owned by the Wi-Fi Alliance. Any use of these marks on this website does not imply any affiliation with or endorsement.