



HORI Wired Internet LAN Adapter Instruction Manual

[Home](#) » [HORI](#) » HORI Wired Internet LAN Adapter Instruction Manual 




Contents

- [1 Wired Internet LAN Adapter](#)
- [2 Layout](#)
- [3 How to connect](#)
- [4 Specifications](#)
- [5 PRODUCT DISPOSAL INFORMATION](#)
- [6 Documents / Resources](#)
 - [6.1 References](#)

Wired Internet LAN Adapter

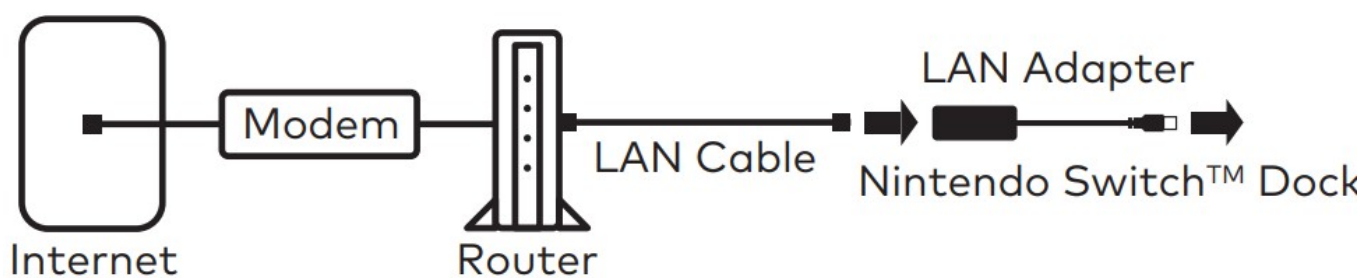


 Please check that your Nintendo Switch™ is up to date before using this product.

Layout



How to connect



Specifications

Supported standards	IEEE802.3u(100BASE-TX) IEEE802.3(10BASE-T)
I/O Terminals	USB plug Ethernet connector RJ-45
LAN Cable Specifications	100BASE-TX 10BASE-T
Cable length	7.5 in / 19 cm

The wires are not to be inserted into socket-outlets.

The packaging must be retained since it contains important information.

The normal function of the product may be disturbed by strong electro-magnetic interference. If so, simply reset the product to resume normal operation by following the instruction manual (How to Connect). In case the function does not resume, please relocate to an area which does not have electro-magnetic interference to use the product.

THE FCC WANTS YOU TO KNOW

This device complies with part 15 of the FCC Rules. Operation is subject to the following two conditions: (1) This device may not cause harmful interference, and (2) this device must accept any interference received, including interference that may cause undesired operation.

NOTE: This equipment has been tested and found to comply with the limits for a Class B digital device, pursuant to part 15 of the FCC Rules. These limits are designed to provide reasonable protection against harmful interference in a residential installation. This equipment generates, uses and can radiate radio frequency energy and, if not installed and used in accordance with the instructions, may cause harmful interference to radio communications. However, there is no guarantee that interference will not occur in a particular installation. If this equipment does cause harmful interference to radio or television reception, which can be determined by turning the equipment off and on, the user is encouraged to try to correct the interference by one or more of the following measures:

- Reorient or relocate the receiving antenna.
- Increase the separation between the equipment and receiver.
- Connect the equipment into an outlet on a circuit different from that to which the receiver is connected.
- Consult the dealer or an experienced radio/TV technician for help.

CAN ICES-003 (B) / NMB-003 (B)

This Class B digital apparatus complies with Canadian ICES-003. Cet appareil numérique de la classe B est conforme à la norme NMB-003 du Canada.

Simplified Declaration of Conformity

Hereby, HORI declares that this product is in compliance with Directive 2014/53/EU.

The full text of the EU declaration of conformity is available at the following internet address:
<https://hori.co.uk/consumer-information/>

For UK: Hereby, HORI declares that this product is in compliance with the relevant statutory requirements.

The full text of the declaration of conformity is available at the following internet address:
<https://hori.co.uk/consumer-information/>

PRODUCT DISPOSAL INFORMATION



Where you see this symbol on any of our electrical products or packaging, it indicates that the relevant electrical product or battery should not be disposed of as general household waste in Europe. To ensure the correct waste treatment of the product and battery, please dispose of them in accordance with any applicable local laws or requirements for disposal of electrical equipment or batteries. In so doing, you will help to conserve natural resources and improve standards of environmental protection in treatment and disposal of electrical waste.



Warranty

HORI warrants to the original purchaser that the product purchased new in its original packaging shall be free of any defects in material and workmanship for a period of 90 days from the original date of purchase.

If the warranty claim cannot be processed through the original retailer, please address directly to HORI at info@horiusa.com.

Please visit <http://stores.horiusa.com/policies/> for warranty details.

EU

Warranty

For all warranty claims made within the first 30 days after purchase, please check with the retailer where the original purchase was made for details.

If the warranty claim cannot be processed through the original retailer or for any other inquiries pertaining to our products, please address directly to HORI at info@horiuk.com.

Do not use this product with a USB hub. The product may not function properly. Actual product may differ from image.

The manufacturer reserves the right to change the specifications of the product without any notification. HORI and HORI logo are registered trademarks of HORI.


Nintendo Switch™ is a trademark of Nintendo.



All other trademarks are the property of their respective owners.

© 2022 Nintendo.

Documents / Resources

	<p>HORI Wired Internet LAN Adapter [pdf] Instruction Manual</p> <p>Wired Internet LAN Adapter, Internet LAN Adapter, LAN Adapter, Adapter</p>
---	---

References

- [User Manual](#)

[Manuals+](#), [Privacy Policy](#)

This website is an independent publication and is neither affiliated with nor endorsed by any of the trademark owners. The "Bluetooth®" word mark and logos are registered trademarks owned by Bluetooth SIG, Inc. The "Wi-Fi®" word mark and logos are registered trademarks owned by the Wi-Fi Alliance. Any use of these marks on this website does not imply any affiliation with or endorsement.