



HORI HPC-046 Fighting Commander Octa Controller Instruction Manual

[Home](#) » [HORI](#) » HORI HPC-046 Fighting Commander Octa Controller Instruction Manual 



Instruction Manual

Contents

- [1 HPC-046 Fighting Commander Octa Controller](#)
- [2 Caution](#)
- [3 Contents](#)
- [4 Platform](#)
- [5 Layout](#)
- [6 How to Connect](#)
- [7 Download App](#)
- [8 Profile](#)
- [9 Main Features](#)
- [10 Documents / Resources](#)
 - [10.1 References](#)

HPC-046 Fighting Commander Octa Controller

Thank you for purchasing this product.
Before using this product, please read the instructions carefully.
After reading the instruction manual, please keep it for reference.

Caution

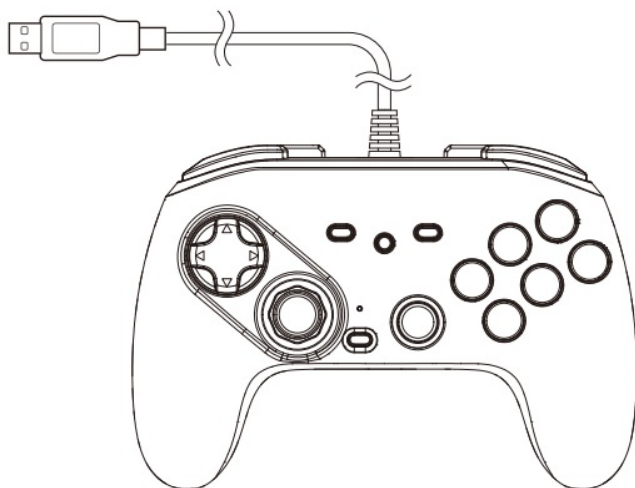


Parents/Guardians:


Please read the following information carefully.

- Long cord. Strangulation hazard.
- Keep the product away from dusty or humid areas.
- Do not use this product if it has been damaged or modified.
- Do not get this product wet. This may cause an electric shock or malfunction.
- Do not place this product near heat sources or leave under direct sunlight for an extended period. Overheating may cause malfunction.
- Do not touch the metal parts of the USB plug.
- Do not apply strong impact or weight on the product.
- Do not pull roughly or bend the cable of the product.
- Do not disassemble, modify or attempt to repair this product.
- If product needs cleaning, use only a soft dry cloth.
Do not use any chemical agents like benzene or thinner.
- Do not use this product for anything other than its intended purpose.
We are not responsible for any accidents or damages in the event of use other than the intended purpose.
- Do not use this product with a USB hub. The product may not function properly.
- The wires are not to be inserted into socket-outlets.
- The packaging must be retained since it contains important information.

Contents



Controller ×1



Instruction Manual ×1

Platform

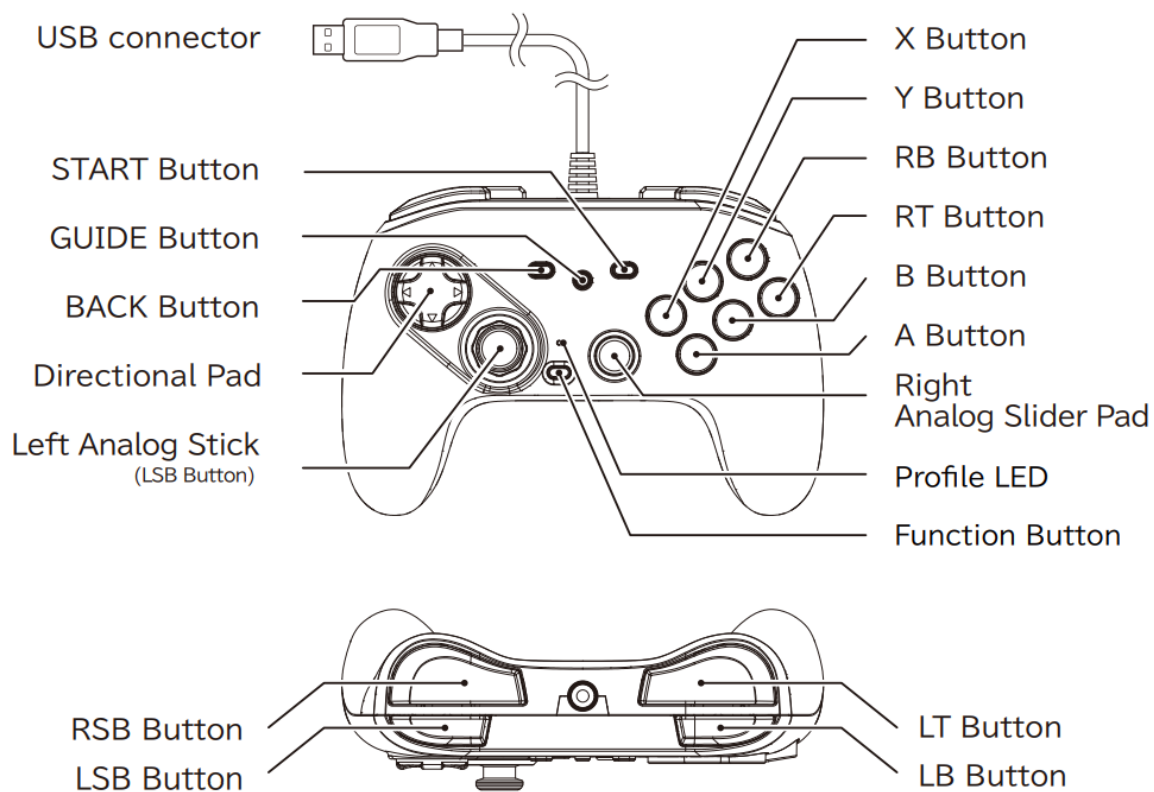
PC Windows®11 / 10

System requirements	USB Port, Internet Connection
XInput	√
DirectInput	×

Important

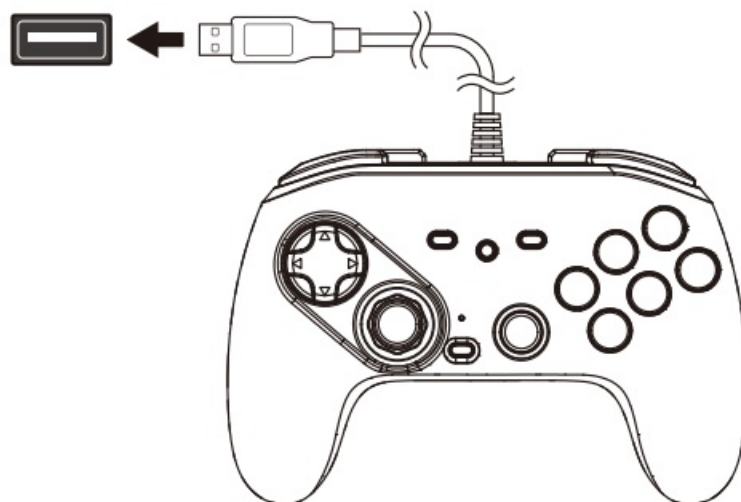
Before using this product with your PC, please read the included instructions carefully.

Layout




How to Connect

1. Plug the USB cable to PC USB port.



2. Press the GUIDE Button to finish pairing.



Download App

HORI Device Manager (Windows 11 / 10)

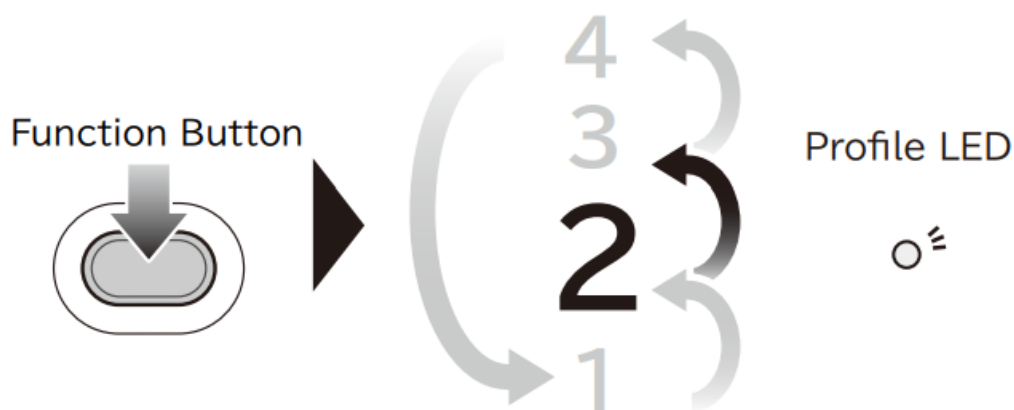
Please download and install the “HORI Device Manager” from this product’s website using your PC.

URL : <https://stores.horiusa.com/HPC-046U/manual>

The following features can be adjusted in the app:

■ D-Pad Input Settings ■ Profile ■ Assign Mode

Profile



Use the Function Button to switch profiles
(profiles can be set via the HORI Device Manager app).

The Profile LED will change based on Profile setting.

Profile	Profile LED
1	Green
2	Red
3	Blue
4	White

Main Features

External Dimensions 17 cm × 9 cm × 4.8 cm / 6.7 in × 3.5in × 1.9in

Weight 250 g / 0.6lbs

Cable Length 3.0 m / 9.8ft

* Actual product may differ from image.

* The manufacturer reserves the right to change the specifications of the product without any notification.

- HORI & HORI logo are registered trademarks of HORI.
- All other trademarks are the property of their respective owners.

CAUTION:

Any changes or modifications not expressly approved by the party responsible for compliance could void the user’s authority to operate the equipment.

THE FCC WANTS YOU TO KNOW

This device complies with part 15 of the FCC Rules. Operation is subject to the following two conditions:

1. This device may not cause harmful interference, and
2. this device must accept any interference received, including interference that may cause undesired operation.

NOTE: This equipment has been tested and found to comply with the limits for a Class B digital device, pursuant to part 15 of the FCC Rules. These limits are designed to provide reasonable protection against harmful interference in a residential installation. This equipment generates, uses and can radiate radio frequency energy and, if not installed and used in accordance with the instructions, may cause harmful interference to radio communications. However, there is no guarantee that interference will not occur in a particular installation. If this equipment does cause harmful interference to radio or television reception, which can be determined by turning the equipment off and on, the user is encouraged to try to correct the interference by one or more of the following measures:

- Reorient or relocate the receiving antenna.
- Increase the separation between the equipment and receiver.
- Connect the equipment into an outlet on a circuit different from that to which the receiver is connected.
- Consult the dealer or an experienced radio/TV technician for help.

CAN ICES-003(B) / NMB-003(B)

This Class B digital apparatus complies with Canadian ICES-003.

Simplified Declaration of Conformity

Hereby, HORI declares that this product is in compliance with Directive 2014/53/EU.

The full text of the EU declaration of conformity is available at the following internet address:

<https://hori.co.uk/consumer-information/>

For UK: Hereby, HORI declares that this product is in compliance with the relevant statutory requirements.

The full text of the declaration of conformity is available at the following internet address:

<https://hori.co.uk/consumer-information/>

PRODUCT DISPOSAL INFORMATION

Where you see this symbol on any of our electrical products or packaging, it indicates that the relevant electrical product or battery should not be disposed of as general household waste in Europe. To ensure the correct waste treatment of the product and battery, please dispose of them in accordance with any applicable local laws or requirements for disposal of electrical equipment or batteries. In so doing, you will help to conserve natural resources and improve standards of environmental protection in treatment and disposal of electrical waste.

HORI warrants to the original purchaser that our product purchased new in its original packaging shall be free of any defects in both material and workmanship for a period of one year from the original date of purchase. If the warranty claim cannot be processed through the original retailer, please contact HORI customer support.

For customer support in North America and Latin America, please use our customer support form:

<https://stores.horiusa.com/contact-us/>

For customer support in Europe, please email info@horiuk.com


Warranty Information:

For North America, LATAM, Australia : <https://stores.horiusa.com/policies/>

For Europe & Middle East : <https://hori.co.uk/policies/>



Documents / Resources

	<p>HORI HPC-046 Fighting Commander Octa Controller [pdf] Instruction Manual</p> <p>HPC-046 Fighting Commander Octa Controller, HPC-046, Fighting Commander Octa Controller , Commander Octa Controller, Octa Controller, Controller</p>
---	---

References

- [Consumer Information](#)
- [Policies](#)
- [Contact Us](#)
- [Fighting Commander OCTA \(Tekken 8 Edition\) for PC Instruction Manual](#)
- [Policies](#)
- [User Manual](#)

Manuals, Privacy Policy

This website is an independent publication and is neither affiliated with nor endorsed by any of the trademark owners. The "Bluetooth®" word mark and logos are registered trademarks owned by Bluetooth SIG, Inc. The "Wi-Fi®" word mark and logos are registered trademarks owned by the Wi-Fi Alliance. Any use of these marks on this website does not imply any affiliation with or endorsement.