

# Hööks JH Collection Riding Helmet



## Hooks JH Collection Riding Helmet Owner's Manual

[Home](#) » [Hooks](#) » Hooks JH Collection Riding Helmet Owner's Manual 

### Contents

- 1 [Hooks JH Collection Riding Helmet](#)
- 2 [Instructions](#)
- 3 [HELMET SIZE](#)
- 4 [Documents / Resources](#)
  - 4.1 [References](#)

# Hööks

Hooks JH Collection Riding Helmet



## ATTENTION

PLEASE READ INSTRUCTIONS CAREFULLY

### Instructions

- For maximum protection, this helmet must fit closely, and the harness must always be correctly adjusted and used according to the instructions supplied by the manufacturer.
- **WARNING:** The helmet is designed to absorb some of the energy of an impact by partial destruction of either the shell or protective padding or both.
- This damage may not be visible, and therefore, any helmet which suffers an impact should be discarded and replaced by a new one.
- Heads do not have the same shape and size, and neither do all helmets. To obtain the best protection from a helmet, it is important to select one that is comfortable and has the correct size for children.
- Never select a helmet that is too large on the basis that they will grow into it. It should be a firm fit and not uncomfortable, loose or removable when properly fastened.
- The spacing between the retention system and the side of the user's head may vary substantially from one individual to another, It is essential when choosing a helmet to ensure that when correctly fitted and adjusted
- Any gaps between the user's head and the retention system are minimal to reduce the risk of obstacles becoming entangled.
- To clean the helmet, gently brush it with warm water and soft soap and allow it to dry naturally.
- This helmet must not be dry cleaned or exposed to solvents, as these may affect the performance of the helmet.
- Do not subject the helmet to temperatures above 50°C or below -20 20°C.
- Do not expose it to direct sunlight or leave it under glass, such as on the rear shelf of a motor car. Store it in a clean, dry, cool area out of direct sunlight.
- Make no modifications to the helmet. For accessories not approved by the manufacturer may affect the

functionality and the performance of the helmet.

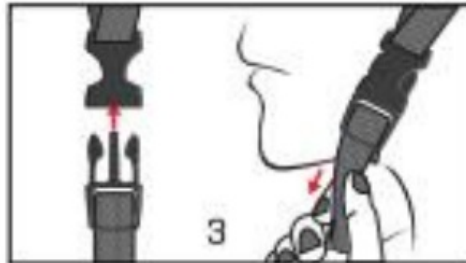
- Keep the helmet in original packaging or a similar one to protect the helmet from minor bumps and abrasions during transportation.
- Please dispose of your helmet at the end of service life.
- Contact your local waste disposal company for correct disposal.
- **WARNING:** THE HEADGEAR DESCRIBED ABOVE IS DESIGNED ONLY FOR USE IN EQUESTRIAN EVENTS.
- ITS PURPOSE IS TO PROTECT THE WEARER FROM IMPACTS TO THE HEAD. THE PROTECTION OFFERED BY THE HELMET DEPENDS ON THE CIRCUMSTANCES OF THE ACCIDENT.
- THE WEARING OF A PROTECTIVE HELMET WILL NOT ALWAYS PREVENT DEATH OR LONG-TERM DISABILITY.
- HELMETS CAN MOVE MORE ON YOUR HEAD WHEN RIDING. TO ENSURE THAT THE HELMET REMAINS IN POSITION DURING RIDING,
- ADJUST THE RETENTION SYSTEM TO ENSURE THAT THE MOVEMENT OF THE HELMET ON THE HEAD IS MINIMAL, BOTH FOR FRONT-TO-REAR AND SIDE-TO-SIDE MOVEMENT.
- WHILST HELMETS REDUCE THE LIKELIHOOD OF INJURY, IN CERTAIN CIRCUMSTANCES INJURY CANNOT BE PREVENTED.
- IN particular, RHELMETS ARE NOT DESIGNED TO PROTECT THE HEAD IN THE EVENT OF CRUSHING BY A HORSE.
- THE MATERIALS USED IN THE PRODUCT DO NOT CAUSE SKIN DISORDERS OR ARE HAZARDOUS FOR THE USER'S HEALTH.
- IF THE USER EXPERIENCES ANY REACTION DURING USE OF THE HELMET, USE OF IT SHOULD BE DISCONTINUED.
- THE HELMET SHALL BE REPLACED AFTER FIVE YEARS OF USE AFTER THE MANUFACTURING DATE. OR IF DOES NOT FIT ANYMORE, OR CAN NO LONGER BE FITTED CORRECTLY.
- CHOICE OF RIGHT SIZE AND PROPER FITTING, TO MAKE SURE THE HELMET IN RIGHT POSITION.
- THE BUCKLE SHOULD BE POSITIONED FLAT ON THE SIDE OF THE FACE OR UNDER THE CHIN, AND THE RETENTION SYSTEM SECURELY ADJUSTED TO BE BOTH COMFORTABLE AND FIRM.
- **SEE NO.1** THE FIT MUST NOT BE LOOSE. EXCESS FORWARD OR BACKWARD MOVEMENT IS UNACCEPTABLE.



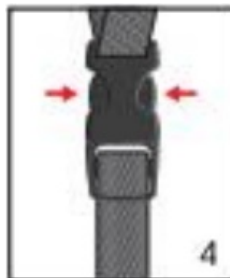
- FOR MAXIMUM PROTECTION, THIS HELMET SHALL COVER AS MUCH OF THE FOREHEAD AS POSSIBLE WITHOUT CUTTING DOWN THE FIELD OF VISION.
- WHEN FITTED CORRECTLY IT SHOULD NOT BE POSSIBLE TO ROTATE OR MOVE THE HELMET ON THE HEAD IN A WAY THAT REDUCES THE LEVEL OF PROTECTION AND/OR FIELD OF VISION. **SEE NO.2**



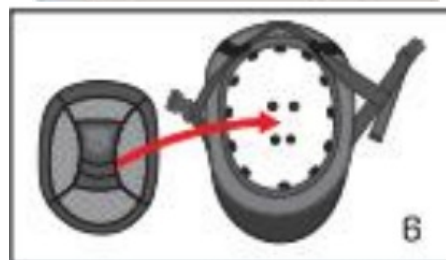
- TO WEAR THE HELMET, PLEASE PUSH ONE HALF TO THE OTHER HALF, PULL THE STRAP TO MAKE SURE THE BUCKLE IS CORRECTLY ENGAGED, AND THE RETENTION SYSTEM IS FASTENED. **SEE NO.3**



- TO REMOVE THE HELMET. PLEASE PUSH ON THE SIDE PINS AND PULL ON THE STRAP TO DISENGAGE THE BUCKLE. **SEE NO.4**



- THE SIZE OF THE HELMET CAN BE ADJUSTED BY EITHER ROTATING THE KNOB (**SEE NO.5**) OR BY REPLACING THE LINING IN DIFFERENT SIZES (**SEE NO.6**)



- This helmet has passed EN 1384:2023 to show conformity to the respective Regulation EU 2016/425
- For EU Declaration of Conformity, please visit [www.hooks.se](http://www.hooks.se).

## HELMET SIZE

**PLEASE FIND YOUR CORRECT HELMET SIZE**

Helmet	Inches	Size	Helmet	Inches	Size
Helm	Zoll	Größe	Helm	Zoll	Größe
Helm	Inch	Grootte	Helm	Inch	Grootte
Casque	Pouces	Taille	Casque	Pouces	Taille
Hjälm	Inches	Storlek	Hjälm	Inches	Storlek
Kypärä	Tuumaa	Koko	Kypärä	Tuumaa	Koko
Casco	Pollici	Grandezza	Casco	Pollici	Grandezza
Hjelm	Inches	Størrelse	Hjelm	Inches	Størrelse
Helm	Calí	Rozmiar	Helm	Calí	Rozmiar
Hjelm	Inches	Størrelse	Hjelm	Inches	Størrelse
Casco	Pulgadas	Tamaño	Casco	Pulgadas	Tamaño
Capacete	Polegadas	Tamanho	Capacete	Polegadas	Tamanho
Шлем	Дюймы	Размер	Шлем	Дюймы	Размер
Sisak	Hüvelyk	Méret	Sisak	Hüvelyk	Méret
Pīlba	Palce	Velikost	Pīlba	Palce	Velikost
49cm	19 1/4	6 1/8	57cm	22 1/2	7 1/8
50cm	19 3/4	6 1/4	58cm	22 7/8	7 1/4
51cm	20 1/8	6 3/8	59cm	23 1/4	7 3/8
52cm	20 1/2	6 1/2	60cm	23 5/8	7 1/2
53cm	20 7/8	6 5/8	61cm	24	7 5/8
54cm	21 1/4	6 3/4	62cm	24 3/8	7 3/4
55cm	21 5/8	6 7/8	63cm	24 3/4	7 7/8
56cm	22	7	64cm	25 1/4	8

#### Manufacturer:

- Hööks Hästsport AB
- Företagsgatan 58
- 50177 Borås, Sweden
- [www.hooks.se](http://www.hooks.se)
- The CE mark on this helmet signifies that this helmet meets the requirements of PPE Regulation 2016/425 by means of EN 1384:2023, certified by TUV Rheinland LGA Products GmbH, Tillystraße 2 90431 NÜRNBERG, Germany, Notified Body Number 0197

#### Documents / Resources



[Hooks JH Collection Riding Helmet](#) [pdf] Owner's Manual  
N 58, VW-24, 8-03, JH Collection Riding Helmet, JH Collection, Riding Helmet, Helmet

#### References

- [User Manual](#)

[Manuals+](#), [Privacy Policy](#)

This website is an independent publication and is neither affiliated with nor endorsed by any of the trademark owners. The "Bluetooth®" word mark and logos are registered trademarks owned by Bluetooth SIG, Inc. The "Wi-Fi®" word mark and logos are registered trademarks owned by the Wi-Fi Alliance. Any use of these marks on this website does not imply any affiliation with or endorsement.