



# Honeywell Thor VM3 Vehicle-Mounted Computer Instruction Manual

[Home](#) » [Honeywell](#) » Honeywell Thor VM3 Vehicle-Mounted Computer Instruction Manual 

# Honeywell

THOR  
VM SERIES  
Vehicle-Mounted Computers  
Accessories Guide



## Contents

- [1 SITE SUPPORT STARTER KIT](#)
- [2 DOCKS](#)
- [3 KEYBOARDS](#)
- [4 SCANNERS](#)
- [5 MOBILE PRINTERS](#)
- [6 DC POWER](#)
- [7 AC POWER](#)
- [8 CABLES](#)
- [9 ANTENNAS](#)
- [10 MOUNTING](#)
- [11 MISCELLANEOUS](#)
- [12 Documents / Resources](#)
  - [12.1 References](#)
- [13 Related Posts](#)

## SITE SUPPORT STARTER KIT

The following items are recommended for the support function at each site:

### Computer Stand Setup

<b>VX89531PLATE</b>	<b>VX89A037RAMBALL</b>	<b>VX89A502RAMARM</b>
RAM Metal Table Stand	Ball for Table Stand	RAM Short Arm, 128 mm (5 in) for D-Size 2.25 balls
<b>VM1001RAMBALL</b>	<b>VM3001VMCRADLE</b>	
RAM Ball for Dock with mounting hardware	Enhanced Dock for all Thor™ VM series models	

### External Keyboard Support (optional)

<b>9000160KEYBRD</b> Windows “laptop-style” 95-key rugged keyboard with integrated 2-button mouse, USB interface	<b>VM2001BRACKET</b> Keyboard mounting adapter plate, attaches to dock for keyboard use	<b>VX89A504RAMARM</b> Medium-length arm – fits C-size 38 mm (1.5 in) RAM ball, length: 145 mm (5.7 in)
<b>9000029BRACKET</b> Keyboard RAM mount plate with C ball and hardware; attaches to keyboard	<b>VX89A041RAMBALL</b> C-size 38 mm (1.5 in) RAM ball, round base, 64 mm (2.5 in) diameter	



### AC Power Supply

<b>VM1078CABLE</b> Power Cable Adapter for AC power supply and either VM1301P WRSPLY or VM1302P WRSPLY	<b>VM1301P WRSPLY</b> AC/DC power supply, FCC approvals, with U.S. cord or AC/DC power supply (C14 type power cord required)	<b>VM1302P WRSPLY</b> AC/DC power supply, FCC approvals, with U.S. cord or AC/DC power supply (C14 type power cord required)
---	---	---

**USB Y Cable for ActiveSync**

**VM1052CABLE**  
Required to access USB client port for ActiveSync

**DOCKS**

 <p><b>VM1001VMCRADLEStandard Dock with Power Cable</b>  Dock with integral power supply, 10V DC to 60V DC, DC power cable included. Supports all Thor VM series models. Order VM3055FUSE if an in-line fuse kit is required. Most vehicles provide a spare fuse location in the vehicle fuse panel.</p>	 <p><b>VM1002VMCRADLEStandard Dock with RAM Ball</b>  Dock with RAM ball mount, includes "D" ball for dock, DC power cable not included. Supports all Thor VM series models.  <b>Note:</b> Order if reusing VX8/VX9 power cable and RAM mount.</p>	 <p><b>VM1003VMCRADLEStandard Dock without RAM Ball and Power Cable</b>  Standard Dock for all Thor VM series models.  Spare dock, without power cable or RAM ball.</p>
---	---	---



#### **VM3001VMCRADLE Enhanced Dock with Power Cable**

Dock with integral power supply. Enhanced I/O, 10V DC to 60V DC, DC power cable and fuse kit included.

Supports all Thor VM series models, additional USB ports and Ethernet port.



#### **VMX004VMCRADLE Enhanced Dock with D Ball**

Enhanced dock for use when replacing VX8 or VX9 with screen blanking. Integral 10V DC to 60V DC power supply, enhanced I/O, includes "D" ball for dock. Eliminates need for VM1082CABLE adapter cable. Supports all Thor VM series models, additional USB ports, and Ethernet port and RAM mount.

## **KEYBOARDS**



#### **9000160KEYBRD Windows-Style Keyboard**

Windows® laptop-style 95-key rugged keyboard with integrated 2-button mouse, USB Interface.






#### **9000161KEYBRD Numeric Keypad**

Numeric keypad, 21-key, USB interface; large keys make it ideal for glove use.

## **SCANNERS**

Full-Range Scanners



	<p><b>1280iFR-3SER</b></p> <p><b>Granit™ Long-Range Laser – Serial Interface</b>  Serial Kit: 1D, FR focus, red scanner (1280iFR-3), RS-232 black, DB9 Female, 3 m (9.8 ft) coiled cable (CBL-020-300-C00), with vibrator.  Note: Refer to Honeywell pricing tool for additional configurations and accessories.</p>
	<p><b>1980iFR-3SER</b></p> <p><b>Granit Long-Range 1D/2D Scanner – Serial Interface</b>  Serial Kit: 1D/2D, FR focus, red scanner (1980iFR-3), RS-232, black, DB9 Female, 3 m power on pin 9, industrial-grade (CBL-020-300-C00-01), with vibrator. Note: Refer to Honeywell pricing tool for additional configurations and accessories.</p>
	<p><b>1981iFR-3</b></p> <p><b>Granit Long-Range 1D/2D Scanner – Bluetooth® Interface</b>  Scanner, 1D/2D, FR focus, red, Bluetooth Class 1, with vibrator.  Note: Refer to Honeywell pricing tool for additional configurations and accessories.</p>
<p><b>Power Supply</b></p> 	<p><b>BAT-SCN01</b></p> <p><b>Spare Battery for Bluetooth Granit</b>  Spare Battery for Granit 1981.  Note: Refer to Honeywell pricing tool for additional configurations and accessories.</p>
	<p><b>MB4-BATSCN01NAW0</b></p> <p><b>4-Bay Gang Charger for Granit Batteries</b>  4-Bay Gang Charger for Granit 1981 Scanner Battery.  Note: Refer to Honeywell pricing tool for additional configurations and accessories.</p>


## MOBILE PRINTERS








### Compact

	<p><b>XD1-00-07001000</b>  <b>MP Compact Mobile Label Printer – Non-Wireless</b>  Printer includes integrated DC power supply, DC power cable and shock absorption plate. All-metal construction mobile vehicle-mounted thermal label printer that handles spikes and vibration. Supports up to 101.6 mm (4 in) wide direct thermal labels – 203 dpi, speeds up to 5 ips, non-wireless configuration.  Note: Refer to Honeywell pricing tool for additional printer configurations and options.</p>
	<p><b>XD3-00-07001000</b>  <b>MP Compact Mobile Label Printer – Wireless</b>  Printer includes integrated DC power supply, DC power cable and shock absorption plate. All-metal construction mobile vehicle-mounted thermal label printer that handles spikes and vibration. Supports up to 101.6 mm (4 in) wide direct thermal labels – 203 dpi, speeds up to 5 ips, wireless configuration.  <b>Note:</b> Refer to Honeywell pricing tool for additional printer configurations and options.</p>
<p><b>Mounting Kit</b></p> 	<p><b>OPT78-2983-01</b>  <b>RAM Mount Kit for MP Compact Mobile</b>  RAM mount kit for MP Compact Mobile. Includes RAM mount ball 57.2 mm (2.25 in), adapter plate and hardware.</p>





## DC POWER

### Power Cables

	<p><b>VM1055CABLE</b>  <b>Right-Angle DC Power Cable (Spare)</b>  Thor VM series DC power cable right angle (spare); replaces VM1054CABLE and CV41054CABLE; one cable is included with some dock models as noted.</p>
---	---

	<p><b>VM1056CABLE</b></p> <p><b>Power Cable</b> Adapts VM dock to 851-070-003 DC/DC converter, which is used in the 203-950-002 kit, 30 cm (12 in).</p>
	<p><b>VM1077CABLE</b></p> <p><b>DC Adapter Cable</b> Adapter cable for VX5, VX6, VX7 DC power cable. Note: Adapts a VX6/VX7 power cable to the dock power connector.</p>
	<p><b>VM1078CABLE</b></p> <p><b>DC Adapter Cable</b> Adapter cable for AC power supply. Note: Required for use with VM1301PWRSPPLY or VM1302PWRSPPLY. Not environmentally sealed – do not use where there is exposure to moisture.</p>
	<p><b>VM1082CABLE</b></p> <p><b>DC Adapter Cable</b> VX8/VX9 to Thor VM2 DC power adapter cable with screen blanking support. Note: Adapts a VX8/VX9 power cable to Thor VM1/ VM2 dock, and reuses existing screen blanking box.</p>
	<p><b>VM3078CABLE</b></p> <p><b>DC Adapter Cable</b> Adapter cable for CV60 DC power cable. Note: Adapts a CV60 power cable to the dock power connector.</p>
	<p><b>VM3079CABLE</b></p> <p><b>DC Adapter Cable</b> Adapter cable for CV61 DC power cable. Note: Adapts a CV61 power cable to the dock power connector.</p>
	<p><b>VM3080CABLE</b></p> <p><b>VC5090 Power Cable Adapter</b> Connects a previously installed VM5090 power cable to a VM series dock.</p>



	<p><b>VM3054CABLE</b></p> <p><b>DC Adapter Cable</b>  Thor VM series DC power cable (spare) with in-line fuse kit.  Note: One of these cables is included with many dock models as noted.</p>
<p><b>Fuses</b></p> 	<p><b>VM3055FUSE</b></p> <p><b>DC Power Fuse Kit</b>  Thor VM series in-line fuse kit.  <b>Note:</b> Included with VM3054CABLE and VM3 series docks that include a power cable. Not included in VM1 series docks.</p>
<p><b>Power Supply</b></p> 	<p><b>9000313PWRSPPLY</b></p> <p><b>DC Power Supply</b>  DC/DC 50 – 150V trucks, 60W.  <b>Note:</b> Required for installations requiring more than the dock maximum input voltage of 60V DC.  Replaces VX89303PWRSPPLY.</p>
<p><b>Batteries</b></p> 	<p><b>VM1376BATTERY</b></p> <p><b>Replacement UPS Battery</b>  Thor VM1A, VM1 and CV41 replacement UPS battery.</p>

## AC POWER





### Power Supply


	<p><b>VM1301PWRSPPLY</b></p> <p><b>AC/DC Power Supply, U.S.</b>  FCC approvals, U.S. cord included.  Note: Requires VM1078CABLE. Not environmentally sealed – do not use where there is exposure to moisture.</p>
	<p><b>VM1301PWRSPPLY</b></p> <p><b>AC/DC Power Supply, U.S.</b>  FCC approvals, U.S. cord included.  <b>Note:</b> Requires VM1078CABLE. Not environmentally sealed – do not use where there is exposure to moisture.</p>

<p><b>Power Cables</b></p>  A black power cable with a C14 female connector on one end and a Schuko (European) 2-pin male connector on the other.	<p><b>9000090CABLE</b></p> <p><b>AC Power Cable, Europe</b> C14 type power cable, Schuko (Europe).</p>
 A black power cable with a C14 female connector on one end and a Denmark 3-pin male connector on the other.	<p><b>9000091CABLE</b></p> <p><b>AC Power Cable, Denmark</b> C14 type power cable, Denmark 3-pin.</p>
 A black power cable with a C14 female connector on one end and a Denmark 3-pin male connector on the other.	<p><b>9000091CABLE</b></p> <p><b>AC Power Cable, Denmark</b> C14 type power cable, Denmark 3-pin.</p>
 A black power cable with a C14 female connector on one end and a Denmark 3-pin male connector on the other.	<p><b>9000091CABLE</b></p> <p><b>AC Power Cable, Denmark</b> C14 type power cable, Denmark 3-pin.</p>
 A black power cable with a C14 female connector on one end and a UK 3-blade male connector on the other.	<p><b>9000094CABLE</b></p> <p><b>AC Power Cable, UK</b> C14 type power cable, UK 3-blade.</p>
 A black power cable with a C14 female connector on one end and an Australian 3-pin male connector on the other.	<p><b>9000097CABLE</b></p> <p><b>AC Power Cable, Australia</b> C14 type power cable, Australia.</p>

**CABLES**

**Interface Cables**


	<p><b>VM1052CABLE</b></p> <p><b>USB Y Cable</b>  USB Y cable – D9 male to USB type A plug 1.8 m (6 ft) host and USB type A socket 0.15 m (0.5 ft) client.</p> <p><b>Note:</b> Adapts the USB port on VM1 series docks and the USB1 port on VM3 series dock to a USB type A host socket and a USB Type A client plug.</p>
	<p><b>VM3052CABLE</b></p> <p><b>USB Y Cable</b>  Thor VM3 USB Y cable –D15 male to two USB type A plug 254 mm (10 in) hosts.</p> <p><b>Note:</b> Adapts the USB2 port on VM3 series dock to two USB type A host sockets.</p>
	<p><b>VM1060CABLE</b></p> <p><b>Audio Adapter Cable</b>  Audio adapter cable, 152.4 mm (6 in) D15 to 4-pin quick disconnect connector.</p> <p><b>Note:</b> This cable can plugged into the dock port labeled CANBUS/AUDIO and will split the port to support either CANbus or Audio. This connector can be used for either audio or CANbus but not on the same vehicle.</p>
	<p><b>VM1079CABLE</b></p> <p><b>CANbus Y Cable</b>  D15 to 9-pin F SAE J1939 (Deutsch) and 9-pin M SAE J1939 (Deutsch), 1.8 m (9 ft).</p> <p><b>Note:</b> This cable can plugged into the dock port labeled CANBUS/AUDIO and will split the port to support either CANbus or Audio. This connector can be used for either audio or CANbus but not on the same vehicle. Thor VM1A does not support CANbus.</p>
	<p><b>VM1080CABLE</b></p> <p><b>Screen Blanking Box Cable</b>  Thor VM series screen blanking box cable, D9F to bare wires, 1.8 m (6 ft).</p>

	<p><b>9000070CABLE</b></p> <p><b>Keyboard Adapter Cable</b> PS2 to USB adapter cable for keyboards (D9M – D9F).</p> <p><b>Note:</b> This cable is used to adapt older PS/2-style keyboards (9000151KEYBRD, 9000154KEYBRD, VX89151KEYBRD, VX89152KEYBRD, VX89153KEYBRD, VX89154KEYBRD) to Thor VM series docks. For the laptop-style rugged keyboard, the mouse function is not supported. For the 60-key rugged keyboard, the backlight will not automatically come on at boot up. The backlight can be controlled by simultaneously pressing Ctrl-2nd-F10.</p>
---	---

# ANTENNAS


## Parts and Accessories

	<p><b>VM1277ANTENNA</b></p> <p><b>WLAN Remote Antenna Kit</b> Remote 802.11 dual-band antenna kit 4.6 m (15 ft); includes antenna, cable, flat bracket and rightangle bracket. Use with all Thor VM series models.</p>
	<p><b>VM1278ANTENNA</b></p> <p><b>WWAN Remote Antenna Kit</b> Mobile WWAN 7-band antenna kit, 4 m (14 ft), magnetic mount. Use with Thor VM1 or VM2. <b>Note:</b> Kit includes antenna and cable. Bracket not required.</p>
	<p><b>VM1279ANTENNA</b></p> <p><b>WWAN Remote Antenna Kit</b> Mobile WWAN 7-band antenna kit, 4 m (14 ft), adhesive mount. Use with Thor VM1 or VM2. <b>Note:</b> Kit includes antenna and cable. Bracket not required.</p>
	<p><b>VM1288ANTENNA</b></p> <p><b>GPS Remote Antenna Kit</b> GPS antenna kit, 4 m (14 ft), adhesive and magnetic mount. Use with all Thor VM series models. <b>Note:</b> Kit includes antenna and cable. Bracket not required.</p>

	<p><b>VM2276ANTENNA</b></p> <p><b>WLAN Local Antenna Kit</b> Set of two dual-band WLAN whip antennas – attach directly to computer. Use with Thor VM1A, VM2 or VM3.</p>
	<p><b>VM3278ANTENNA</b></p> <p><b>WWAN Remote Antenna Kit</b> Mobile WWAN LTE antenna kit, ETSI, magnetic mount. Use with Thor or VM3 outside the U.S. <b>Note:</b> Kit includes antenna and cable. Bracket not required.</p>
	<p><b>VM3279ANTENNA</b></p> <p><b>WWAN Remote Antenna Kit</b> Mobile WWAN LTE antenna kit, ETSI, adhesive mount. Use with Thor or VM3 outside the U.S. <b>Note:</b> Kit includes antenna and cable. Bracket not required.</p>
<p><b>VM3280ANTENNA</b></p> <p><b>WWAN Remote Antenna Kit</b> Mobile WWAN LTE antenna kit, U.S., magnetic mount. Use with Thor VM3 in the U.S. <b>Note:</b> Kit includes antenna and cable. Bracket not required.</p>	<p><b>VM3281ANTENNA</b></p> <p><b>WWAN Remote Antenna Kit</b> Mobile WWAN LTE antenna kit, U.S., adhesive mount. Use with Thor VM3 in the U.S. <b>Note:</b> Kit includes antenna and cable. Bracket not required.</p>






## MOUNTING





### Mounting Kits





	<p><b>VM1001BRKTKIT</b></p> <p><b>RAM Mount Kit – Round Base, Short Arm</b> RAM mount kit; includes round base, short arm, 128 mm (5 in), “D” ball for vehicle dock rear. <b>Note:</b> Kit includes round base with a “D” (57 mm/2.25 in) ball for mounting to the vehicle. Hardware for mounting to the dock is included. Hardware for mounting the base to the vehicle is not included. This mount typically requires drilling holes in the vehicle.</p>
---	--



	<p><b>VM1002BRKTKIT</b></p> <p><b>RAM Mount Kit – Round Base, Medium Arm</b>  RAM mount kit; includes round base, medium arm, 215 mm (8.5 in), “D” ball for vehicle dock rear.  <b>Note:</b> Kit includes round base with a “D” (57 mm/2.25 in) ball for mounting to the vehicle. Hardware for mounting to the dock is included. Hardware for mounting the base to the vehicle is not included. This mount typically requires drilling holes in the vehicle.</p>
	<p><b>VM1003BRKTKIT</b></p> <p><b>RAM Mount Kit – Round Base, Long Arm</b>  RAM mount kit; includes round base, long arm, 330 mm (13 in), “D” ball for vehicle dock rear.  <b>Note:</b> Kit includes round base with a “D” (57 mm/2.25 in) ball for mounting to the vehicle. Hardware for mounting to the dock is included. Hardware for mounting the base to the vehicle is not included. This mount typically requires drilling holes in the vehicle.</p>
	<p><b>VM1004BRKTKIT</b></p> <p><b>RAM Mount Kit – Clamp Base, Short Arm</b>  RAM mount kit; includes clamp base, short arm, 128 mm (5 in), “D” ball for vehicle dock rear.  <b>Note:</b> Kit includes a flat clamp type RAM ball for mounting to the vehicle. The clamp base attaches directly to the roof support arm of most forklift vehicles without the need for additional mounting hardware. Includes hardware for mounting to the dock. Drilling holes not required.</p>
	<p><b>VM1005BRKTKIT</b></p> <p><b>RAM Mount Kit – Clamp Base, Medium Arm</b>  RAM mount kit; includes clamp base, medium arm, 215 mm (8.5 in), “D” ball for vehicle dock rear.  <b>Note:</b> Kit includes a flat clamp type RAM ball for mounting to the vehicle. The clamp base attaches directly to the roof support arm of most forklift vehicles without the need for additional mounting hardware. Includes hardware for mounting to the dock. Drilling holes not required.</p>
	<p><b>VM1006BRKTKIT</b></p> <p><b>RAM Mount Kit – Clamp Base, Long Arm</b>  RAM mount kit; includes plate base, long arm, 330 mm (13 in), “D” ball for vehicle dock rear.  <b>Note:</b> Kit includes a flat clamp type RAM ball for mounting to the vehicle. The clamp base attaches directly to the roof support arm of most forklift vehicles without the need for additional mounting hardware. Includes hardware for mounting to the dock. Drilling holes not required.</p>








	<p><b>VM1007BRKTKIT</b></p> <p><b>RAM Mount Kit – Plate Base, Short Arm</b>  RAM mount kit; includes plate base, short arm, 128 mm (5 in), “D” ball for vehicle dock rear.  <b>Note:</b> Kit includes metal plate with a “D” (57 mm/2.25 in) ball for mounting to the vehicle. Hardware for mounting to the dock is included. Hardware for mounting the base to the vehicle is not included. This mount typically requires drilling holes in the vehicle.</p>
	<p><b>VM1008BRKTKIT</b></p> <p><b>RAM Mount Kit – Plate Base, Medium Arm</b>  RAM mount kit; includes plate base, medium arm, 215 mm (8.5 in), “D” ball for vehicle dock rear.  <b>Note:</b> Kit includes metal plate with a “D” (57 mm/2.25 in) ball for mounting to the vehicle. Hardware for mounting to the dock is included. Hardware for mounting the base to the vehicle is not included. This mount typically requires drilling holes in the vehicle.</p>
	<p><b>VM1009BRKTKIT</b></p> <p><b>RAM Mount Kit – Plate Base, Long Arm</b>  RAM mount kit; includes plate base, long arm, 330 mm (13 in), “D” ball for vehicle dock rear.  <b>Note:</b> Kit includes metal plate with a “D” (57 mm/2.25 in) ball for mounting to the vehicle. Hardware for mounting to the dock is included. Hardware for mounting the base to the vehicle is not included. This mount typically requires drilling holes in the vehicle.</p>
	<p><b>VM1010BRKTKIT</b></p> <p><b>U-Bracket Mount Kit</b>  Thor U-bracket mount kit; includes U-bracket, adapter bracket and hardware.</p>
	<p><b>VM1011BRACKET</b></p> <p><b>U-Bracket Adapter Bracket</b>  Adapts a Thor VM series to fit a VX1, VX2, VX4, VX6 and VX7 U-bracket mount.</p>
	<p><b>VM1012BRACKET</b></p> <p><b>VC5090 U-Bracket Adapter</b>  Enables reuse of an existing VC5090 U-Bracket installation.  <b>Note:</b> Select a dock SKU that does not include a RAM ball.</p>

	<p><b>VM2011BRKTKIT</b></p> <p><b>RAM Mount Kit for VMC and Keyboard – Round Base, Short Arm</b>  RAM mount kit for computer and keyboard; computer mount includes round base “D” ball , short  “D” arm 128 mm (5 in), “D” ball for vehicle dock rear. Keyboard mount includes dock plate, “C” ball for dock plate, “C” arm 145 mm (5.7 in), keyboard mount plate with “C” ball.  <b>Note:</b> Kit includes round base with a “D” (57 mm/2.25 in) ball for mounting to the vehicle. Hardware for mounting to the dock is included. Hardware for mounting the base to the vehicle is not included. This mount typically requires drilling holes in the vehicle.</p>
	<p><b>VM2012BRKTKIT</b></p> <p><b>RAM Mount Kit for VMC and Keyboard – Round Base, Medium Arm</b>  RAM mount kit for computer and keyboard; computer mount includes round base “D” ball , medium “D” arm 215 mm (8.5 in), “D” ball for vehicle dock rear. Keyboard mount includes dock plate, “C” ball for dock plate, “C” arm 145 mm (5.7 in), keyboard mount plate with “C” ball.  <b>Note:</b> Kit includes round base with a “D” (57 mm/2.25 in) ball for mounting to the vehicle. Hardware for mounting to the dock is included. Hardware for mounting the base to the vehicle is not included. This mount typically requires drilling holes in the vehicle.</p>
	<p><b>VM2013BRKTKIT</b></p> <p><b>RAM Mount Kit for VMC and Keyboard – Round Base, Long Arm</b>  RAM mount kit for computer and keyboard; computer mount includes round base “D” ball , long  “D” arm 330 mm (13 in), “D” ball for vehicle dock rear. Keyboard mount includes dock plate, “C” ball for dock plate, “C” arm 145 mm (5.7 in), keyboard mount plate with “C” ball.  <b>Note:</b> Kit includes round base with a “D” (57 mm/2.25 in) ball for mounting to the vehicle. Hardware for mounting to the dock is included. Hardware for mounting the base to the vehicle is not included. This mount typically requires drilling holes in the vehicle.</p>
	<p><b>VM2014BRKTKIT</b></p> <p><b>RAM Mount Kit for VMC and Keyboard – Clamp Base, Short Arm</b>  RAM mount kit for computer and keyboard; computer mount includes clamp base “D” ball , short “D” arm 128 mm (5 in), “D” ball for vehicle dock rear. Keyboard mount includes dock plate, “C” ball for dock plate, “C” arm 145 mm (5.7 in), keyboard mount plate with “C” ball.  <b>Note:</b> Kit includes a flat clamp type RAM ball for mounting to the vehicle. The clamp base attaches directly to the roof support arm of most forklift vehicles without the need for additional mounting hardware. Includes hardware for mounting to the dock. Drilling holes not required.</p>

	<p><b>VM2015BRKTKIT</b></p> <p><b>RAM Mount Kit for VMC and Keyboard – Clamp Base, Medium Arm</b>  RAM mount kit for computer and keyboard; computer mount includes clamp base “D” ball, medium “D” arm 215 mm (8.5 in), “D” ball for vehicle dock rear. Keyboard mount includes dock plate, “C” ball for dock plate, “C” arm 145 mm (5.7 in), keyboard mount plate with “C” ball.</p> <p><b>Note:</b> Kit includes a flat clamp type RAM ball for mounting to the vehicle. The clamp base attaches directly to the roof support arm of most forklift vehicles without the need for additional mounting hardware. Includes hardware for mounting to the dock. Drilling holes not required.</p>
	<p><b>VM2016BRKTKIT</b></p> <p><b>RAM Mount Kit for VMC and Keyboard – Clamp Base, Long Arm</b>  RAM mount kit for computer and keyboard; computer mount includes clamp base “D” ball, long “D” arm 330 mm (13 in), “D” ball for vehicle dock rear. Keyboard mount includes dock plate, “C” ball for dock plate, “C” arm 145 mm (5.7 in), keyboard mount plate with “C” ball.</p> <p><b>Note:</b> Kit includes a flat clamp type RAM ball for mounting to the vehicle. The clamp base attaches directly to the roof support arm of most forklift vehicles without the need for additional mounting hardware. Includes hardware for mounting to the dock. Drilling holes not required.</p>
	<p><b>VM2017BRKTKIT</b></p> <p><b>RAM Mount Kit for VMC and Keyboard – Plate Base, Short Arm</b>  RAM mount kit for computer and keyboard; computer mount includes plate base “D” ball, short “D” arm 128 mm (5 in), “D” ball for vehicle dock rear. Keyboard mount includes dock plate, “C” ball for dock plate, “C” arm 145 mm (5.7 in), keyboard mount plate with “C” ball.</p> <p><b>Note:</b> Kit includes metal plate with a “D” (57 mm/2.25 in) ball for mounting to the vehicle. Hardware for mounting to the dock is included. Hardware for mounting the base to the vehicle is not included. This mount typically requires drilling holes in the vehicle.</p>
	<p><b>VM2018BRKTKIT</b></p> <p><b>RAM Mount Kit for VMC and Keyboard – Plate Base, Medium Arm</b>  RAM mount kit for computer and keyboard; computer mount includes plate base “D” ball, medium “D” arm 215 mm (8.5 in), “D” ball for vehicle dock rear. Keyboard mount includes dock plate, “C” ball for dock plate, “C” arm 145 mm (5.7 in), keyboard mount plate with “C” ball.</p> <p><b>Note:</b> Kit includes metal plate with a “D” (57 mm/2.25 in) ball for mounting to the vehicle. Hardware for mounting to the dock is included. Hardware for mounting the base to the vehicle is not included. This mount typically requires drilling holes in the vehicle.</p>

	<p><b>VM2019BRKTKIT</b></p> <p><b>RAM Mount Kit for VMC and Keyboard – Plate Base, Long Arm</b>  RAM mount kit for computer and keyboard; computer mount includes plate base “D” ball, long “D” arm 330 mm (13 in), “D” ball for vehicle dock rear. Keyboard mount includes dock plate, “C” ball for dock plate, “C” arm 145 mm (5.7 in), keyboard mount plate with “C” ball.  <b>Note:</b> Kit includes metal plate with a “D” (57 mm/2.25 in) ball for mounting to the vehicle. Hardware for mounting to the dock is included. Hardware for mounting the base to the vehicle is not included. This mount typically requires drilling holes in the vehicle.</p>
<p><b>Accessory Mounting Kits</b></p> 	<p><b>VM3010BRKTKIT</b></p> <p><b>VM3 Accessory Mount</b>  Thor VM3 RAM mount kit for numeric keypad or scanner holder, includes two RAM balls and arm 145 mm (5.7 in).  <b>Note:</b> Mounts to the rear of VM3001VMCRADLE or VMX004VMCRADLE and supports numeric keypad or scanner holder.</p>
	<p><b>VM3012BRKTKIT</b></p> <p><b>Thor Scanner Holder</b>  Scanner holder for vehicle mount, holder cup only.  <b>Note:</b> Use VM3010BRKTKIT to mount to rear of dock, or use standard “C” size RAM mount hardware to mount elsewhere on vehicle.</p>
<p><b>Mounting Ball Parts</b></p> 	<p><b>VM1001RAMBALL</b></p> <p><b>Dock Ball</b>  Thor dock ball, “D”-size, with mounting hardware, for spare docks. Parts are included in Thor mounting kits.</p>
	<p><b>VM3002RAMBALL</b></p> <p><b>Accessory Ball</b>  Ball, “C”-size 38.1 mm (1.5 in), special base mounts to rear of VM3001VMCRADLE.</p>



	<p><b>VX89A030RAMBALL</b></p> <p><b>Mounting Ball</b>  Ball, “D”-size 57.15 mm (2.25 in), round 93.47 mm (3.68 in) base, typically mounts to vehicle.</p>
	<p><b>VX89A031RAMBALL</b></p> <p><b>Mounting Ball</b>  Ball, “D”-size 57.15 mm (2.25 in), flat 63.5 mm (2.5 in) clamp base, typically mounts to vehicle.</p>
	<p><b>VX89A032RAMBALL</b></p> <p><b>Mounting Ball</b>  Ball, “D”-size 57.15 mm (2.25 in), 120.65 mm (4.75 in) square base, typically mounts to vehicle.</p>
	<p><b>VX89A033RAMBALL</b></p> <p><b>Mounting Ball</b>  Ball, “D”-size 57.15 mm (2.25 in), clamp base for 31.75 mm (1.25 in) to 47.63 mm (1.875 in) pipe mount, typically mounts to vehicle.</p>
	<p><b>VX89A040RAMBALL</b></p> <p><b>Mounting Ball</b>  Ball, “D”-size 57.15 mm (2.25 in), clamp base for 50.8 mm to 63.5 mm (2 in to 2.5 in) pipe.</p>
	<p><b>VX89A041RAMBALL</b></p> <p><b>Mounting Ball</b>  Ball, “C”-size 38.1 mm (1.5 in), 63.5 mm (2.5 in) round base.</p>
<p><b>Mounting Arm/Plate Parts</b></p> 	<p><b>VX89A504RAMARM</b></p> <p><b>Mounting Arm, Long</b>  RAM medium arm, 145 mm (5.7 in), “C”-size 38.1 mm (1.5 in) balls.</p>

	<p><b>VX89A501RAMARM</b></p> <p><b>Mounting Arm, Medium</b> RAM medium arm, 215 mm (8.5 in) for “D”-size 57.15 mm (2.25 in) balls.</p>
	<p><b>VX89A502RAMARM</b></p> <p><b>Mounting Arm, Short</b> RAM short arm, 128 mm (5 in) for “D”-size 57.15 mm (2.25 in) balls.</p>
	<p><b>VX89A503RAMARM</b></p> <p><b>Mounting Arm, Long</b> RAM long arm, 330 mm (13 in) for “D”-size 57.15 mm (2.25 in) balls.</p>
	<p><b>VM2001BRACKET</b></p> <p><b>Keyboard Mounting Plate</b> Keyboard, RAM Mount Plate. <b>Note:</b> Contained in keyboard mounting kits.</p>
	<p><b>VX89531PLATE</b></p> <p><b>RAM Metal Table Stand</b> RAM metal table stand. Purchase a RAM ball (VX89A037RAMBALL) and a RAM arm (VX89A502RAMARM for Thor VM1, VM2, CV41; VX89A501RAMARM for Thor VM3) separately.</p>
	<p><b>VX89535PLATE</b></p> <p><b>Mounting Plate</b> Mounting plate, truckside for attaching one “D”-size ball. No ball included.</p>
	<p><b>9000033PLATE</b></p> <p><b>Mounting Plate</b> Backup plate (set of 2). <b>Note:</b> Hardware included. These two plates can be mounted on each side of the forklift roof. Various RAM balls can be attached to these plates to avoid having to drill mounting holes or weld to the forklift.</p>

## MISCELLANEOUS

### Front Panels

	<p><b>VM1A540FRONTPNL</b></p> <p><b>VM1A Replacement Front Panel</b> Thor VM1A front panel, standard temp, resistive.</p>
<p><b>VM1A541FRONTPNL</b></p> <p><b>VM1A Replacement Front Panel</b> Thor VM1A front panel, outdoor, resistive.</p>	<p><b>VM1A542FRONTPNL</b></p> <p><b>VM1A Replacement Front Panel</b> Thor VM1A front panel, cold storage, resistive.</p>
<p><b>VM1A543FRONTPNL</b></p> <p><b>VM1A Replacement Front Panel</b> Thor VM1A front panel, standard temp, capacitive.</p>	<p><b>VM1A544FRONTPNL</b></p> <p><b>VM1A Replacement Front Panel</b> Thor VM1A front panel, outdoor, capacitive.</p>
	<p><b>VM1530FRONTPNL</b></p> <p><b>VM1 Front Panel</b> Thor VM1 front panel, ANSI keyboard, standard temp.</p>
	<p><b>VM1531FRONTPNL</b></p> <p><b>VM1 Front Panel</b> Thor VM1 front panel, 3270 keyboard, standard temp.</p>
	<p><b>VM1532FRONTPNL</b></p> <p><b>VM1 Front Panel</b> Thor VM1 front panel, 5250 keyboard, standard temp.</p>
	<p><b>VM1533FRONTPNL</b></p> <p><b>VM1 Front Panel</b> Thor VM1 front panel, 12-key, standard temp.</p>
	<p><b>VM1534FRONTPNL</b></p> <p><b>VM1 Front Panel</b> Thor VM1 front panel, ANSI keyboard, cold storage.</p>



#### VM1535FRONTPNL

##### VM1 Front Panel

Thor VM1 front panel, 3270 keyboard, cold storage.



#### VM1536FRONTPNL

##### VM1 Front Panel

Thor VM1 front panel, 5250 keyboard, cold storage.



#### VM2530FRONTPNL

##### VM2 Front Panel

Thor VM2 front panel, includes touchscreen and keys.



#### VM3530FRONTPNL

##### VM3 Front Panel

Thor VM3 front panel, standard temp, resistive touchscreen.



#### VM3531FRONTPNL

##### VM3 Front Panel

Thor VM3 front panel, cold storage, resistive touchscreen.



#### VM3532FRONTPNL

##### VM3 Front Panel

Thor VM3 front panel, standard temp, PCAP touchscreen.




#### VM3533FRONTPNL

##### VM3 Front Panel


Thor VM3 front panel, outdoor, resistive touchscreen.

	<p><b>VM3534FRONTPNL</b></p> <p><b>VM3 Front Panel</b> Thor VM3 front panel, outdoor, PCAP touchscreen.</p>
	<p><b>VM1512LCDFILM</b></p> <p><b>VM1 Protective Film</b> Removable touchscreen protective film for Thor VM1 and VM1A, anti-glare, 10-pack.</p>
	<p><b>VM2512LCDFILM</b></p> <p><b>VM2 Protective Film</b> Removable touchscreen protective film for Thor VM2, anti-glare, 10-pack.</p>
	<p><b>VM3512LCDFILM</b></p> <p><b>VM3 Protective Film, Resistive</b> Removable touchscreen protective film for Thor VM3 with resistive touchscreen, anti-glare, 10-pack.</p>
	<p><b>VM3513LCDFILM</b></p> <p><b>VM3 Protective Film, PCAP</b> Removable touchscreen protective film for Thor VM3 with PCAP touchscreen, anti-glare, 10-pack.</p>
<p><b>Other</b></p> 	<p><b>VM1510STYLUS</b></p> <p><b>Thor Stylus Kit</b> Resistive touchscreen stylus kit with tethers, 5-pack.</p>
	<p><b>VM3511STYLUS</b></p> <p><b>VM3 PCAP Stylus</b> Thor VM3 PCAP stylus kit with tethers, 5-pack.</p>



<p><b>VM1 Recovery DVD</b></p> 	<p><b>VM1W601RECOV</b></p> <p><b>Thor VM1 WES 2009 Recovery DVD</b> English</p>
--	---

**VM2 Recovery DVD and Drivers**



<b>VM2W601RECOV</b>  <b>Thor VM2 WES 2009 Recovery DVD</b> English	<b>VM2W602RECOV</b> Thor VM2 WES 2009 Recovery DVD Traditional Chinese
<b>VM2W608RECOV</b>  <b>Thor VM2 WES 2009 Recovery DVD</b> German	<b>VM2W611RECOV</b>  <b>Thor VM2 WES 7 Recovery DVD</b> Multi-Language: English, Traditional Chinese, Simplified Chinese, Spanish, French, German, Italian, Korean, Japanese, Russian, Brazilian Portuguese, Thai
<b>VM2W613RECOV</b>  <b>Thor VM2 Windows 7 Pro Recovery DVD</b> English	<b>VM2W614RECOV</b>  <b>Thor VM2 Windows 7 Pro Recovery DVD</b> Simplified Chinese
<b>VM2W630RECOV</b>  <b>Thor VM2 Windows 7 Pro Recovery DVD</b> Traditional Chinese	<b>VM2W631RECOV</b>  <b>Thor VM2 Windows 7 Pro Recovery DVD</b> Spanish
<b>VM2W632RECOV</b>  <b>Thor VM2 Windows 7 Pro Recovery DVD</b> French	<b>VM2W634RECOV</b>  <b>Thor VM2 Windows 7 Pro Recovery DVD</b> Italian
<b>VM2W633RECOV</b>  <b>Thor VM2 Windows 7 Pro Recovery DVD</b> German	<b>VM2W635RECOV</b>  <b>Thor VM2 Windows 7 Pro Recovery DVD</b> Korean
<b>VM2W636RECOV</b>  <b>Thor VM2 Windows 7 Pro Recovery DVD</b> Japanese	<b>VM2W637RECOV</b>  <b>Thor VM2 Windows 7 Pro Recovery DVD</b> Russian
<b>VM2W638RECOV</b>  <b>Thor VM2 Windows 7 Pro Recovery DVD</b> Brazilian Portuguese	<b>VM2W639RECOV</b>  <b>Thor VM2 Windows 7 Pro Recovery DVD</b> Thai

<b>VM2501DRIVERS</b>  <b>VM2 Drivers DVD</b> Thor VM2 Windows 7 Drivers DVD
--

VM3 Recovery DVD and Drivers

<b>VM3W601RECOV</b> <b>Thor VM3 WES 7 Recovery DVD</b>	<b>VM3W602RECOV</b> <b>Thor VM3 Windows 7 Recovery DVD</b> English
<b>VM3W604RECOV</b> <b>Thor VM3 Windows 7 Recovery DVD</b> Simplified Chinese	<b>VM3W605DRIVERS</b> <b>Thor VM3 Drivers DVD</b> Drivers DVD for Thor VM3 WES 7, Windows 7 and Windows 10 oper

For more information  
[sps.honeywell.com](https://sps.honeywell.com)


**Honeywell Safety and Productivity Solutions**  
855 S Mint Street, Charlotte, NC 28202  
800-582-4263  
[www.honeywell.com](https://www.honeywell.com)

Thor and Granit are trademarks or registered trademarks of Honeywell International Inc. Windows is a trademark or registered trademark of Microsoft Corporation. Bluetooth is a trademark or registered trademark of Bluetooth SG, Inc. All other trademarks are the property of their respective owners.  
Thor VM Series Accessories Guide | Rev D | 05/22

© 2022 Honeywell International Inc.



Documents / Resources

	<a href="#">Honeywell Thor VM3 Vehicle-Mounted Computer</a> [pdf] Instruction Manual Thor VM3, Vehicle-Mounted Computer, Thor VM3 Vehicle-Mounted Computer, Mounted Computer, Computer
---	---

References

- [H Safety and Productivity Solutions | Honeywell](#)
- [H Honeywell - The Future Is What We Make It](#)