




# Honeywell Silent Knight IFP-Net-3 Graphical Monitoring Workstation Owner's Manual

[Home](#) » [Honeywell](#) » Honeywell Silent Knight IFP-Net-3 Graphical Monitoring Workstation Owner's Manual 

## Contents

- [1 Honeywell Silent Knight IFP-Net-3 Graphical Monitoring Workstation Owner](#)
- [2 Silent Knight Gateway](#)
- [3 Features](#)
- [4 Graphical Monitoring Workstation](#)
- [5 Documents / Resources](#)
  - [5.1 References](#)
- [6 Related Posts](#)

# Honeywell

**Honeywell Silent Knight IFP-Net-3 Graphical Monitoring Workstation Owner**



## Silent Knight Gateway

### IFP-Net-3

IFP-Net is a Microsoft® Windows® based graphic user interface linking selected fire alarm control panels together to a PC to easily monitor them. The PC operator would receive real-time information about a system with details showing right where the event is occurring. For example, if a pull station was activated a graphic of the floor of that building would zoom in onto the location of the pull station and provide the operator with specific instructions on what to do or who to call. The IFP-Net-3 consists of a Silent Knight fire alarm control panel connected to a Gateway via a 5824 module, which is plugged into a TCP/IP Ethernet port and communicates with a PC (PC not included) with the IFP-Net-3 software. No dedicated wire or fiber connection is required with this system the existing Ethernet infrastructure is utilized. The IFP-Net-3 supports up to 200 Gateway's per system, which can be connected to a compatible Silent Knight control panel.

## Features

- Support of IFP-Series devices with IFPN-GW-Kit installation package.
- Autonavagation automatically locates and zooms to the device related to an alarm or event based on the priority of the event.
- System Administrator-definable security profiles allow for extremely flexible definitions for operator accounts.
- Standard mouse control which uses "point and click" operations.
- Dynamically generated sizable key map.
- New and Acknowledged Event boxes display all off-normal events, simultaneously with graphic screens.
- Operator log with response tracking.
- History Manager records operator, event, and response (with time and date stamp) to disk.
- Powerful search filters for custom reporting of all events.
- Screen database with screens for all sites.

- Administrator-definable macros for device communication.
- Definable function keys, functional buttons, and navigational buttons.
- Floor plans can be zoomed in and out to any level.
- Devices can be placed at any zoom level.
- Import vector .wmf, .bmp, .jpg or .gif
- Full linked multimedia (text, audio, video, and bitmaps) to any device, all-definable by the administrator.

## Graphical Monitoring Workstation



### IFP-Net-3

- Device pull-downs and proximity displays for device-specific information and functions.
- Labeling of hazardous material (HAZMAT) areas and handicap special needs using information labels with full linked multimedia.
- Event printing connected to workstation or remote (requires optional IFPN-PRN6) Event Printer.
- Graphics printing for floor plans, reports, and device listings (requires approved graphics printer).
- Backup capability of screen, member, and history databases.

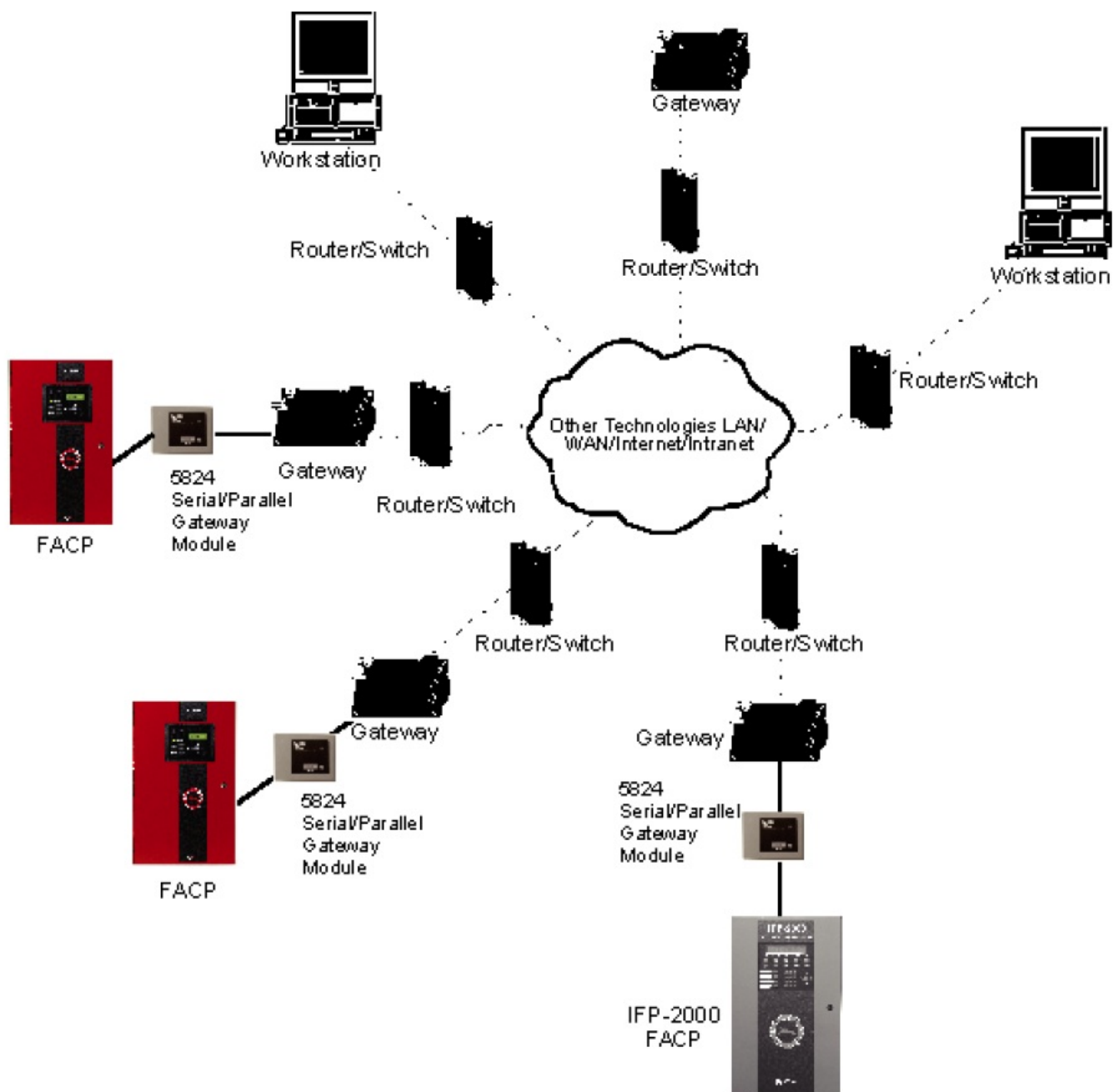
## PC Requirements

The following are the minimum requirements for a IFP-Net-3 workstation that is used on a PC provided by the customer.

- Intel i5 Processor or better

- 4 GB RAM or greater
- 1024 x768 display resolution
- Ethernet
- Sound card and speakers
- Microsoft® Windows 7, 64 bit
- Standard mouse and keyboard

[firealarmresources.com](http://firealarmresources.com)



## Compatibility

- 5700
- 5808
- 5820XL
- IFP-50

- IFP-100
- IFP-1000
- IFP-2000 / RPS-2000
- VIP-Series Controls


## Ordering Information

- IFPN-GW-EM-3 Gateway Interface board
- IFPN-GW-KIT Installation packages includes Gateway interface, Cabinet, and 5824 Serial/Parallel printer interface
- IFP-Net-3 Software and key (A key is required on each PC in system)
- IFPN-CAB1 Gateway/5824/NION/router cabinet
- IFPN-PRN6 80 column serial event desktop printer

This document is not intended to be used for installation purposes. We try to keep our product information up-to-date and accurate. We cannot cover all specific applications or anticipate all requirements. All specifications are subject to change without notice. For more information, contact Silent Knight 12 Clintonville Road, Northford, CT 06472-1610 Phone: (800) 328-0103, Fax: (203) 484-7118. For Technical Support, Please call 800-446-6444.

[www.farenhyt.com](http://www.farenhyt.com)

## Documents / Resources

	<p><a href="#">Honeywell Silent Knight IFP-Net-3 Graphical Monitoring Workstation</a> [pdf] Owner's Manual IFP-Net-3, Silent Knight IFP-Net-3 Graphical Monitoring Workstation, IFP-Net-3 Graphical Monitoring Workstation, Graphical Monitoring Workstation, Monitoring Workstation, Workstation</p>
---	---

## References

- [🔥 Fire Alarm Resources | Download fire alarm documents](#)
- [H Farenhyt | Honeywell Building Technologies](#)