




[Home](#) » [HOMCOM](#) » **HOMCOM 835-266V01 Industrial Bar Stools with Backrest and Footrest**
Instruction Manual 

Contents [[hide](#)]

- [1 HOMCOM 835-266V01 Industrial Bar Stools with Backrest and Footrest](#)
- [2 Specifications](#)
- [3 Assembly Instructions](#)
- [4 Instructions for Use](#)
- [5 FAQs](#)
- [6 Documents / Resources](#)
 - [6.1 References](#)



HOMCOM 835-266V01 Industrial Bar Stools with Backrest and Footrest

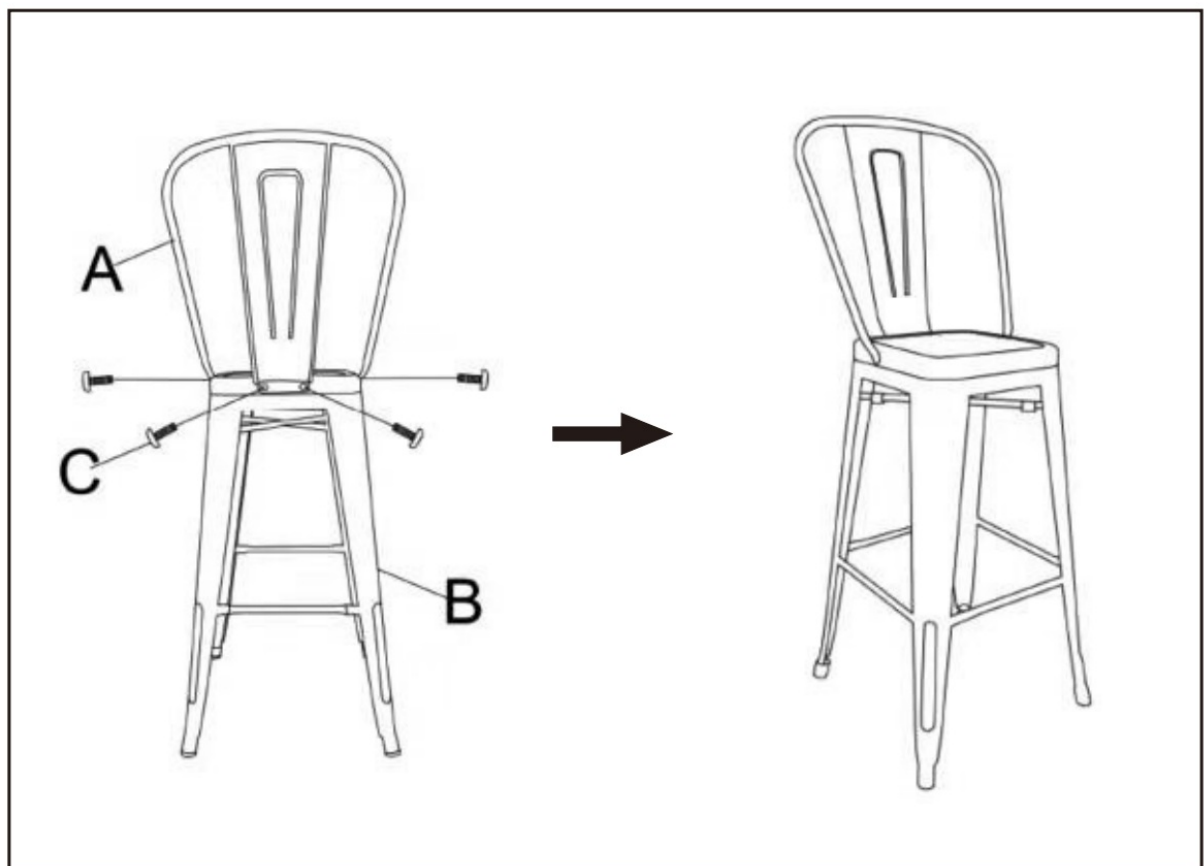
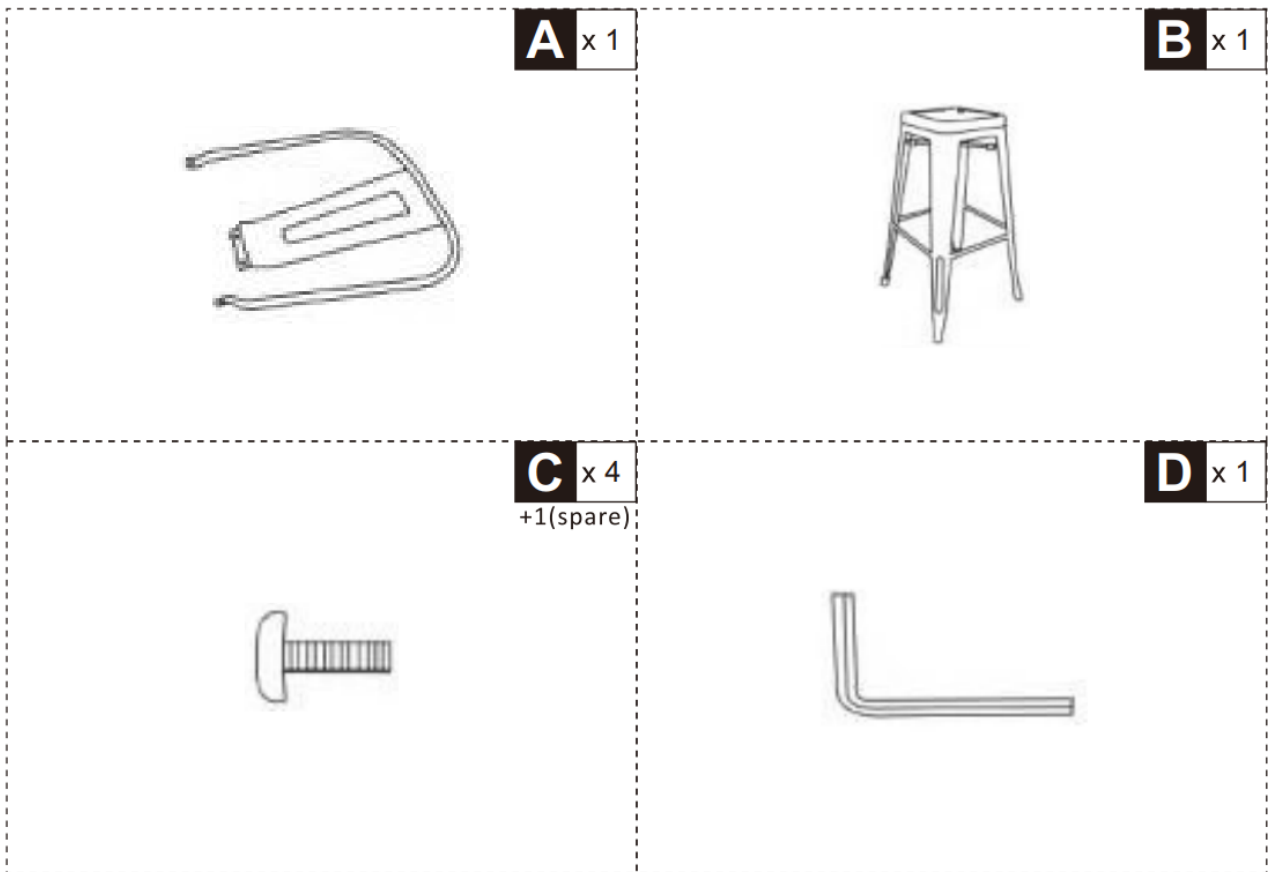


Specifications

Part	Quantity
A	1
B	1
C	4 (+1 spare)
D	1

Assembly Instructions

Attach part A to part B using screws C. Use tool D to tighten the screws securely.



Important Information

Important, retain for future reference: Read carefully.

Instructions for Use

- Put the chair stably on a flat floor.
- Stay away from open flames.
- Avoid the overload at the chair.

Precautions Before Assembly

- Prepare a clean and dry mounting area.
- Verify that the product is not damaged.
- Check that none of the pieces are missing.

Maintenance

- Clean with a soft fabric.
- Check the seating regularly.

Storage Conditions

- The fabric should be stored completely dry, in a clean and dry place to avoid the risks of mold.

If the Product Has Electrical Parts

- This appliance can be used by children aged from 8 years and above and persons with reduced physical, sensory or mental capabilities or lack of experience and knowledge if they have been given supervision or instruction concerning use of the appliance in a safe way and understand the hazards involved.
- Children shall not play with the appliance.
- Cleaning and user maintenance shall not be made by children without supervision.
- The appliance is only to be used with the power supply unit provided with the appliance.
- The external flexible cable or cord of this transformer cannot be replaced; if the cord is damaged, the transformer shall be scrapped.
- If the appliance has a heated surface, persons insensitive to heat must be careful when using the appliance.

- The power supply unit shall not be used if pins of the plug part are damaged.



Warnings

Beware of crushing and cutting hazards during assembly. The manufacturer declines all responsibility in case of damages due to a bad installation or withering. Warning! Only trained personnel may replace or repair components for height adjustment of seating furniture with energy storage.

If you have any questions, please contact our customer care center, Our contact details are below:

- 001-[877-644-9366](tel:877-644-9366)
- customerservice@aosom.com
- Imported by Aosom LLC
- 27150 SW Kinsman Rd Wilsonville, OR 97070 USA
- MADE IN CHINA

FAQs

Can children use this chair?

Yes, children aged 8 and above can use the chair under supervision.

What should I do if a part is missing?

Contact the manufacturer for replacement parts.


How should I clean the chair?

Use a soft fabric to clean the chair regularly.

Can I replace the power cord if it's damaged?

No, the power cord cannot be replaced. If damaged, the transformer should be scrapped.


Documents / Resources

	<p>HOMCOM 835-266V01 Industrial Bar Stools with Backrest and Footrest [pdf] Instruction Manual</p> <p>835-266V01, IN230500517V01_GL, 835-266V01 Industrial Bar Stools with Backrest and Footrest, 835-266V01, Industrial Bar Stools with Backrest and Footrest, Stools with Backrest and Footrest, Backrest and Footrest</p>
---	--

References

- [User Manual](#)

 HOMCOM

 835-266V01, 835-266V01 Industrial Bar Stools with Backrest and Footrest, Backrest and Footrest, HOMCOM, IN230500517V01_GL, Industrial Bar Stools with Backrest and Footrest, Stools with Backrest and Footrest

Leave a comment

Your email address will not be published. Required fields are marked *

Comment *

Name

Email

Website

☐ Save my name, email, and website in this browser for the next time I comment.

Post Comment

Search:

e.g. whirlpool wrf535swhz

Search

[Manuals+](#) | [Upload](#) | [Deep Search](#) | [Privacy Policy](#) | [@manuals.plus](#) | [YouTube](#)

This website is an independent publication and is neither affiliated with nor endorsed by any of the trademark owners. The "Bluetooth®" word mark and logos are registered trademarks owned by Bluetooth SIG, Inc. The "Wi-Fi®" word mark and logos are registered trademarks owned by the Wi-Fi Alliance. Any use of these marks on this website does not imply any affiliation with or endorsement.