



[Home](#) » [HOMCOM](#) » **HOMCOM 835-008 Bar Stool with Backrest and Arms Instruction Manual** 



Contents [[hide](#)]

[1 HOMCOM 835-008 Bar Stool with Backrest and Arms Instruction Manual](#)

[2 PARTS](#)

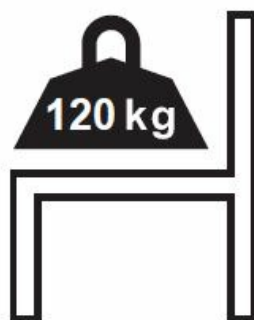
[3 Documents / Resources](#)

[3.1 References](#)

HOMCOM 835-008 Bar Stool with Backrest and Arms Instruction Manual



835-008_835-008V70



IMPORTANT, RETAIN FOR FUTURE REFERENCE: READ CAREFULLY.

Only for domestic use

Instructions for use:

- Put the chair stably on a flat floor.

- Stay away from open flames.
- Avoid the overload at the chair.

Precautions before assembly:

- Prepare a clean and dry mounting area.
- Verify that the product is not damaged.
- Check that none of the pieces are missing.

Maintenance:

- Clean with a soft fabric.
- Check the seating regularly.

Storage conditions:

- The fabric should be stored completely dry, in a clean and dry place to avoid the risks of mold.


Beware of crushing and cutting hazards during assembly.

The manufacturer declines all responsibility in case of damages due to a bad installation or withering.

If the seating is fitted with powered seat height adjustments, only trained personnel may replace or repair those components.

PARTS

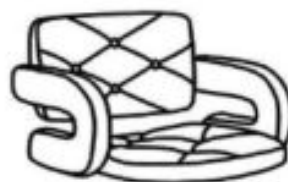
A x 1



B x 1



C x 1



F x 1




G x 1



H x 4

+1 (spare)

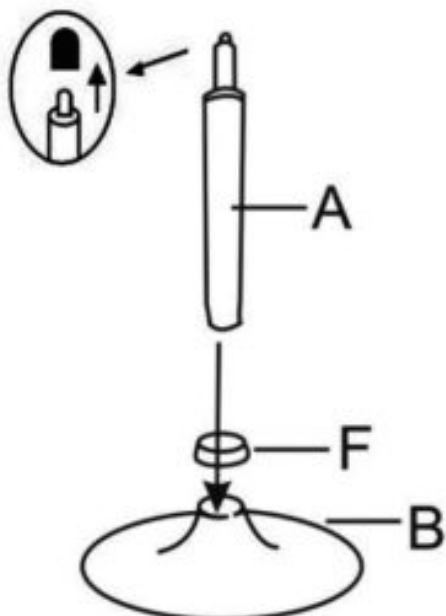


6*15MM

K x 1



01



EN: The hydraulic cylinder has a cap on the top of it that must be removed prior to assembly.

FR: Le cylindre hydraulique a un bouchon sur le dessus qui doit être retiré avant le montage.

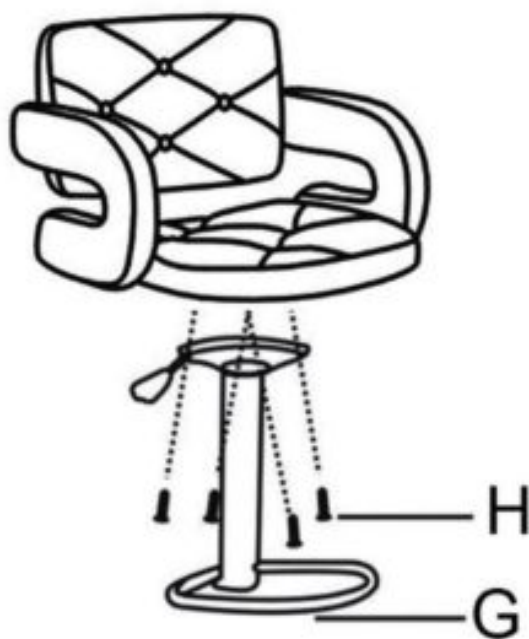
ES: El cilindro hidráulico está equipado con una tapa en su parte superior que debe ser quitada antes de realizar el montaje.

PT: O cilindro hidráulico possui uma tampa na parte superior que deve ser removida antes da montagem.

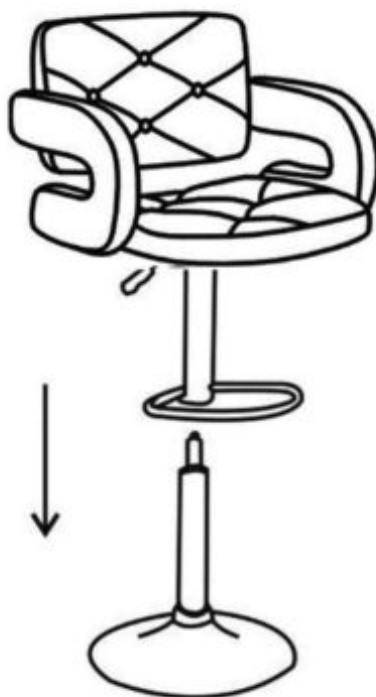
DE: Der Hydraulikzylinder hat auf der Oberseite eine Kappe, die vor der Montage entfernt werden muss.

IT: Il cilindro idraulico è dotato di un tappo nella parte superiore che deve essere rimosso prima del montaggio.

02



03





If you have any questions, please contact our customer care center, Our contact details are below:

© 001-[877-644-9366](tel:877-644-9366)

N customerservice@aosom.com

Imported by Aosom LLC

27150 SW Kinsm

If you have any questions, please contact our customer care center, Our contact details are below:

0044-[800-240-4004](tel:800-240-4004)

enquiries@mhstar.co.uk

IMPORTER ADDRESS:

MH STAR UK LTD


Unit 27, Perivale Park,

Horsenden lane South

Perivale, UB6 7RH


Read More About This Manual & Download PDF:


Documents / Resources

	<p>HOMCOM 835-008 Bar Stool with Backrest and Arms [pdf] Instruction Manual</p> <p>835-008, 835-008V70, 835-008 Bar Stool with Backrest and Arms, Bar Stool with Backrest and Arms, Backrest and Arms</p>
---	---

References

- [User Manual](#)

 HOMCOM

 835-008, 835-008 Bar Stool with Backrest and Arms, 835-008V70, Backrest and Arms, Bar Stool with Backrest and Arms, HOMCOM

Leave a comment

Your email address will not be published. Required fields are marked *

Comment *

Name

Email

Website

☐ Save my name, email, and website in this browser for the next time I comment.

Post Comment

Search:

e.g. whirlpool wrf535swhz

Search

[Manuals+](#) | [Upload](#) | [Deep Search](#) | [Privacy Policy](#) | [@manuals.plus](#) | [YouTube](#)

This website is an independent publication and is neither affiliated with nor endorsed by any of the trademark owners. The "Bluetooth®" word mark and logos are registered trademarks owned by Bluetooth SIG, Inc. The "Wi-Fi®" word mark and logos are registered trademarks owned by the Wi-Fi Alliance. Any use of these marks on this website does not imply any affiliation with or endorsement.