



Hom-io 559593056 Module 2 Channel Switch User Manual

[Home](#) » [Hom-io](#) » Hom-io 559593056 Module 2 Channel Switch User Manual 



Module 2 chonnel Switch

Transform one or two lights or traditional devices into wireless.



be smart, be a wireless User manual
Code 559593056

Thank you for choosing HOM-iO!

Contents

- [1 Specifications](#)
- [2 App Installation](#)
- [3 Add the device](#)
- [4 Scenarios and automation](#)
- [5 Connection diagram](#)
- [6 Compatibility with voice assistants](#)
- [7 Product Conformity](#)
- [8 Documents / Resources](#)
- [9 Related Posts](#)

Specifications

1. Product type: 2-channel Module Switch
2. Voltage: 220 – 240VAC 50.60Hz
3. Max.load: 2x5A Max. I 2x150W LED I 2x1150W
4. Current: 2x5A 5. Frequency: 2.4GHz – 2.4835GHz WiFi
5. Operating temperature: -10 ° C – + 40 ° C
6. Temp.case: TC: + 80 ° C (Maximum)
7. Operating range: 5 200m
8. Dimensions: 46mm / 46mm / 18mm 10.1P degree: IP20

EMC Standard (EMC)

EN 300 328 V2.1.1(2016.11),

EN 301489.1 V2.1.1(2017-02),

EN 301489-17 V3.1.1(2017-02), EN 62311: 2008.

EN 610006-1:2007 EN 61000-6-3:2007+A1:2011

Safety Standard (LVD)

IEC 60669.2-1:2002/AMD1:2008/

AMD2:2015, IEC 60669-1:1998/

AMD1:1999/AMD2:2006,

EN 60669-2-1:2004+A1: 2009+A2:2010,


EN 60669-1:2018

RoHS Standard (RoHS) 2011/65/EU, (EU) 2015/683

Radio Equipment (RED)

EIS' EN 300 328 V2.1.1(2016.11)

App Installation



<https://smartapp.tuya.com/homio>

First step

Install the module as a connection diagram.

1. The installation must be carried out by a qualified electrician.
2. Keep the device away from children.
3. Keep the device away from water, moisture or heat sources.
4. Keep the device away from electromagnetic sources such as microwaves which could impair its functioning.
5. Materials such as concrete or metal could reduce the radio range.
6. Do not try to disassemble, repair or modify the device.

Registration and login

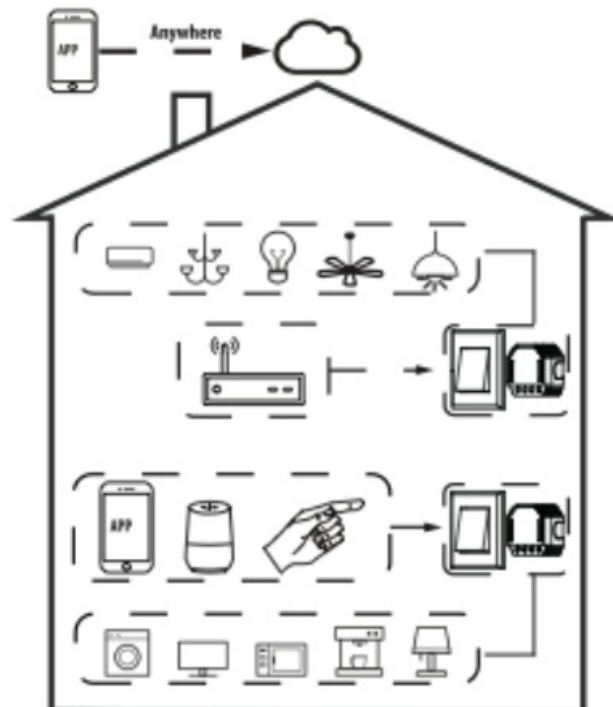
1. Access the 'HOM-i0' app from your smartphone.
2. Register and log in.

Add the device

1. Connect your smartphone to your WiFi Router
2. Touch the "+" or "Add device button. The Select Device Type page appears.
3. Keep the reset button pressed until an alternate beep is heard.
4. Select "Electric" – "2 Channels Switch
5. Follow the instructions on the Hom-io App.

Scenarios and automation

Create custom scenarios for your devices or lights, click 'Smart' then "Add Scenario" or "Add Automation" and select the activation conditions.



Mechanical memory and manual control

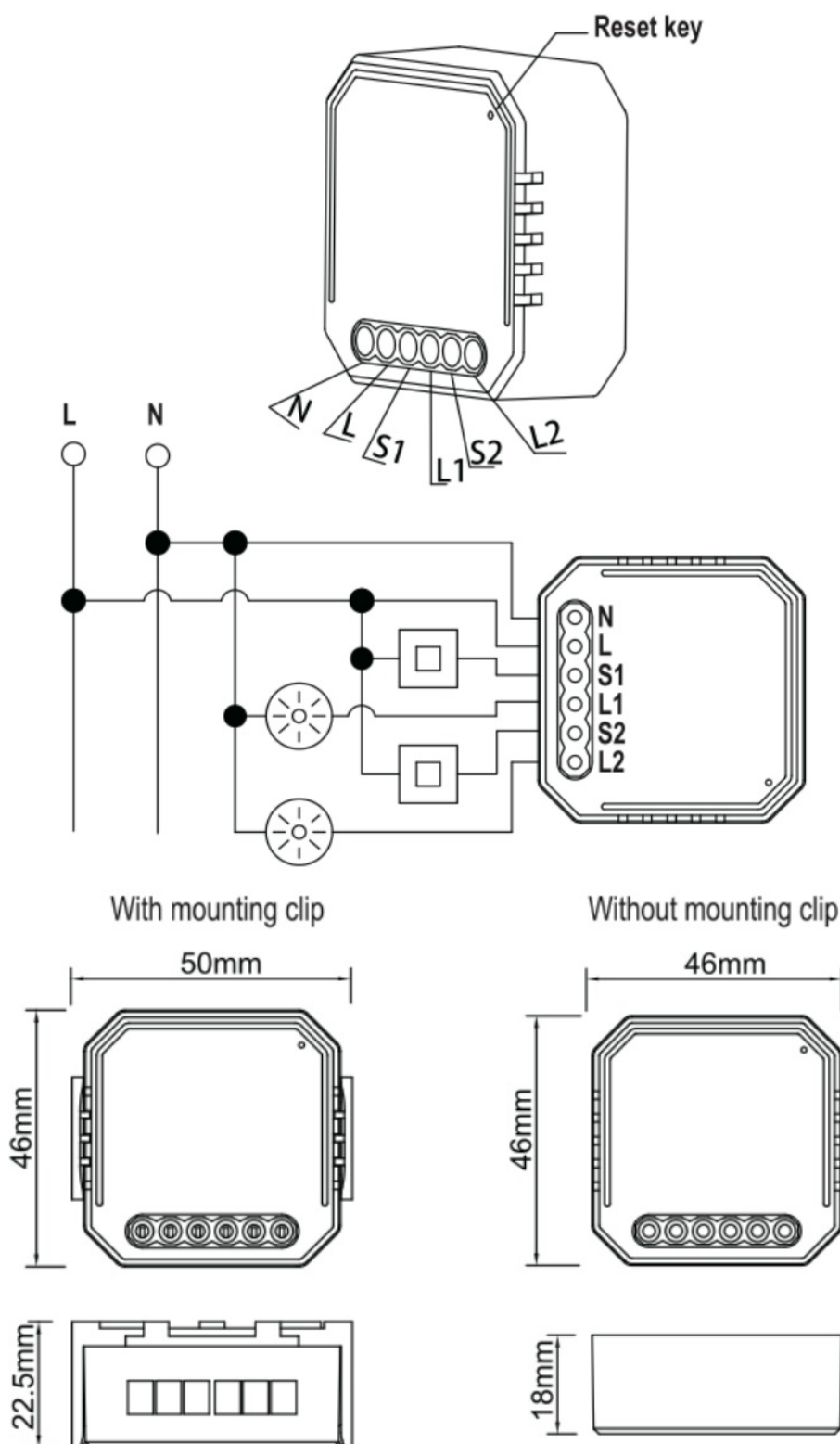
The device maintains manual control with the switch or button.

- The App command replaces the switch command and vice versa, remaining in memory.
- App control is synchronized with the switch.

Connection diagram


1. Disconnect the general power supply before starting work

2. Connect the wires according to the following diagrams
3. Insert the module in the box or in the chosen place
4. Connect the general power supply and follow the association instructions with the App.



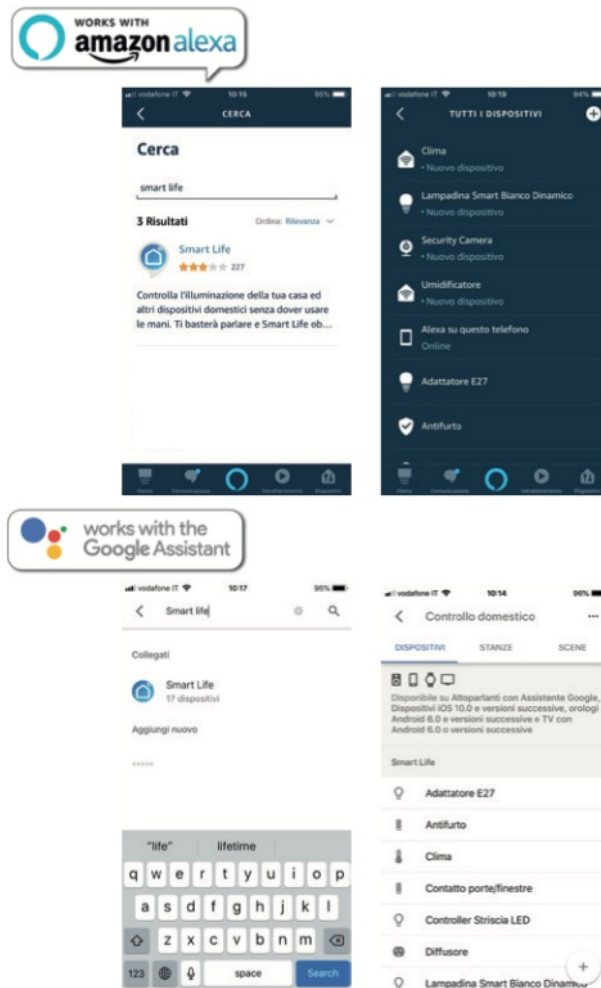
Compatibility with voice assistants

Compatible with Amazon Alexa and Google Assistant. The devices can be automatically found by modern voice control systems.

Download the 'Amazon Alexa' or 'Google Assistant App to connect devices. Selecting a device in the  menu of the Hondo App provides a guide for connecting to voice control systems.

For Alexa select "Skills and games and look for "Smart Life". For Google select the "Home Control" button *+ and

search for 'Smart Life'. Connect to "Smart Life" with Horn-io credentials.



Product Conformity

The presence of the crossed-out bin symbol indicates that: This appliance is not to be considered urban waste: its disposal must therefore be carried out by separate collection. Disposal in a non-separate manner may constitute potential damage to the environment and health. This product can be returned to the distributor when buying a new appliance. Improper use of the equipment or parts of it may constitute a potential hazard to the environment and health. Improper disposal of the appliance constitutes fraudulent conduct and is subject to sanctions by the Public Security Authority. Keep out of reach of children under the age of 36 months

DECLARATION OF SYNTHETIC CE CONFORMITY The manufacturer, Melchioni Spa, declares that this radio equipment complies with 2014/531 EU directive. The full text of the EU declaration of conformity is available at the following Internet address: www.melchioni.it



Melchioni S.p.A
Via P.Colletta.37
20135 – Milano
www.melchioni.it



Documents / Resources



[Hom-io 559593056 Module 2 Channel Switch](#) [pdf] User Manual
559593056 Module 2 Channel Switch, 559593056, Module 2 Channel Switch, 2 Channel Switch, Switch

[Manuals+](#).