



HOLLYLAND Solidcom SE Global Version Headset User Guide

Solidcom SE Global Version Headset Upgrade

Contents [[hide](#)]

- [1 Firmware Version Records](#)
- [2 Upgrade Steps-Windows](#)
- [3 Upgrade Steps-Mac](#)
- [4 Documents / Resources](#)
 - [4.1 References](#)

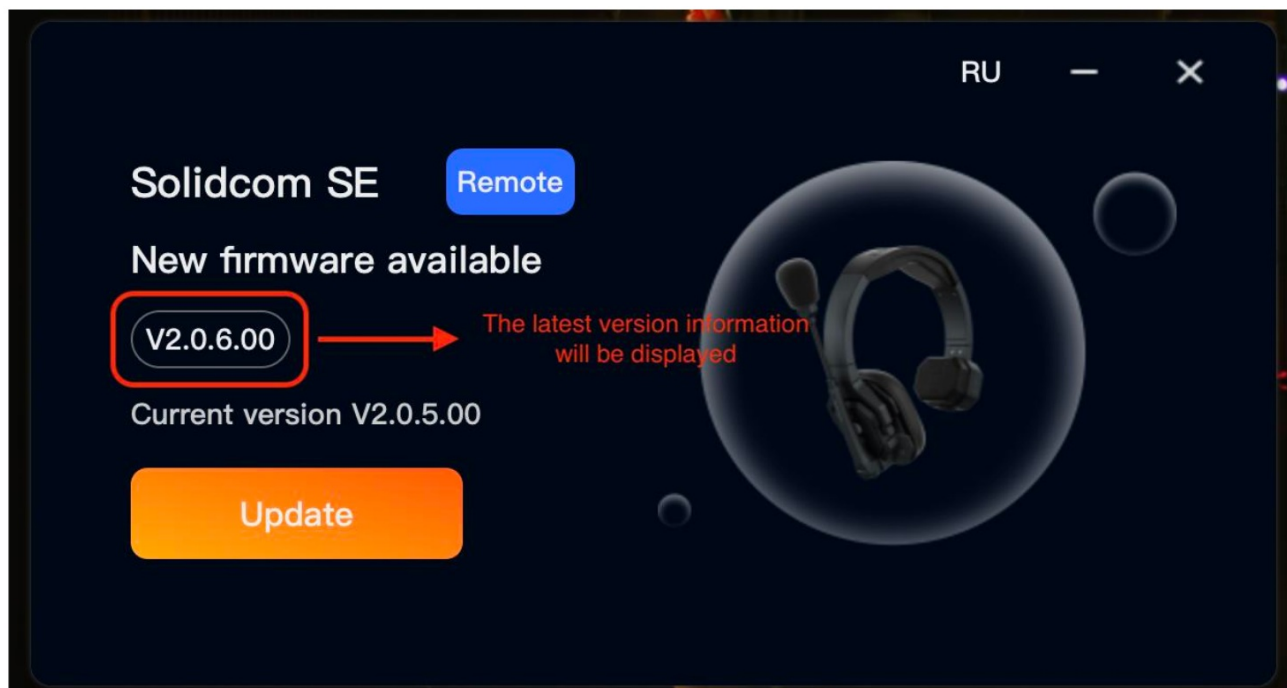
Firmware Version Records

(Note: When upgrading, you need to make sure that your computer has an Internet connection to ensure that our software will provide you with the latest version of the upgrade firmware)

Released Date	Firmware Version	Release Log	Download Link
2025-04-10	V4.1.5.00	Expanded the number of remote headsets to 12.	Download

[https://download-hollyland.oss-us-east-1.aliyuncs.com/Firmware/Wireless_Intercoms/5601\(2.4G\)/Solidcom%20SE_2.4G_V4.1.5.00.zip](https://download-hollyland.oss-us-east-1.aliyuncs.com/Firmware/Wireless_Intercoms/5601(2.4G)/Solidcom%20SE_2.4G_V4.1.5.00.zip)

Our upgrade software will automatically provide you with the latest firmware version to ensure that the upgraded firmware is up to date.




Upgrade Steps-Windows

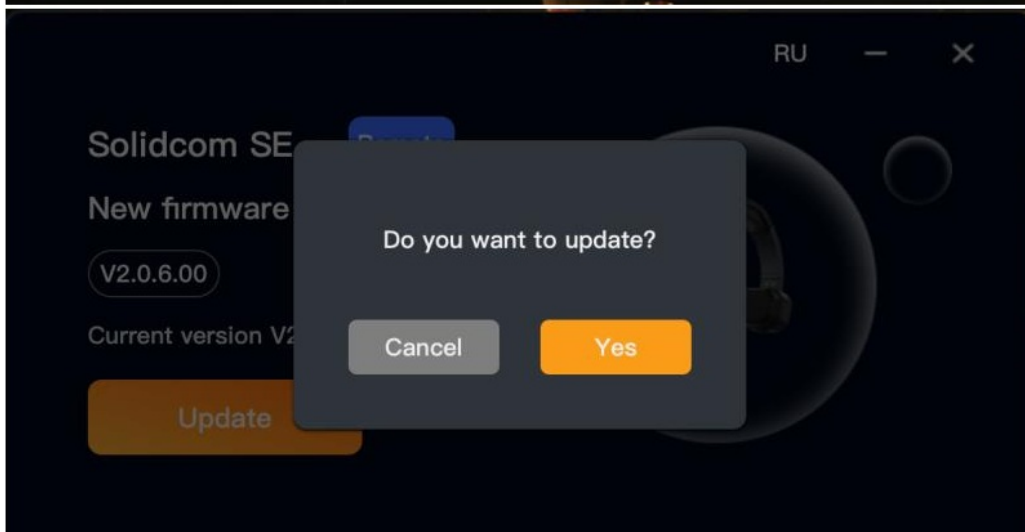
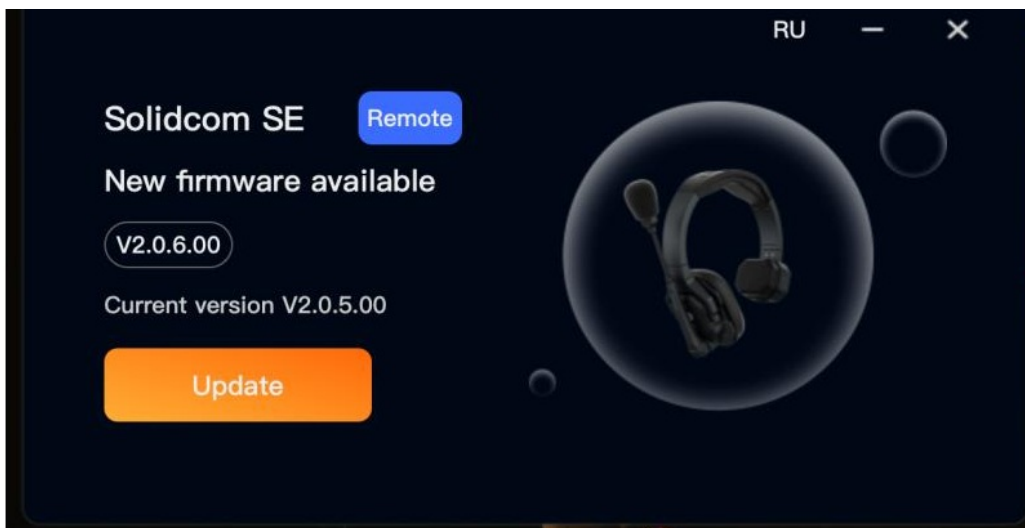
- Download the upgrade file and unzip the file
- Connect the headset to the laptop via USB-A to Type-C cable
- Select the folder with the corresponding system version name, select the win , and open the SolidcomSE_Headset_Upgrade

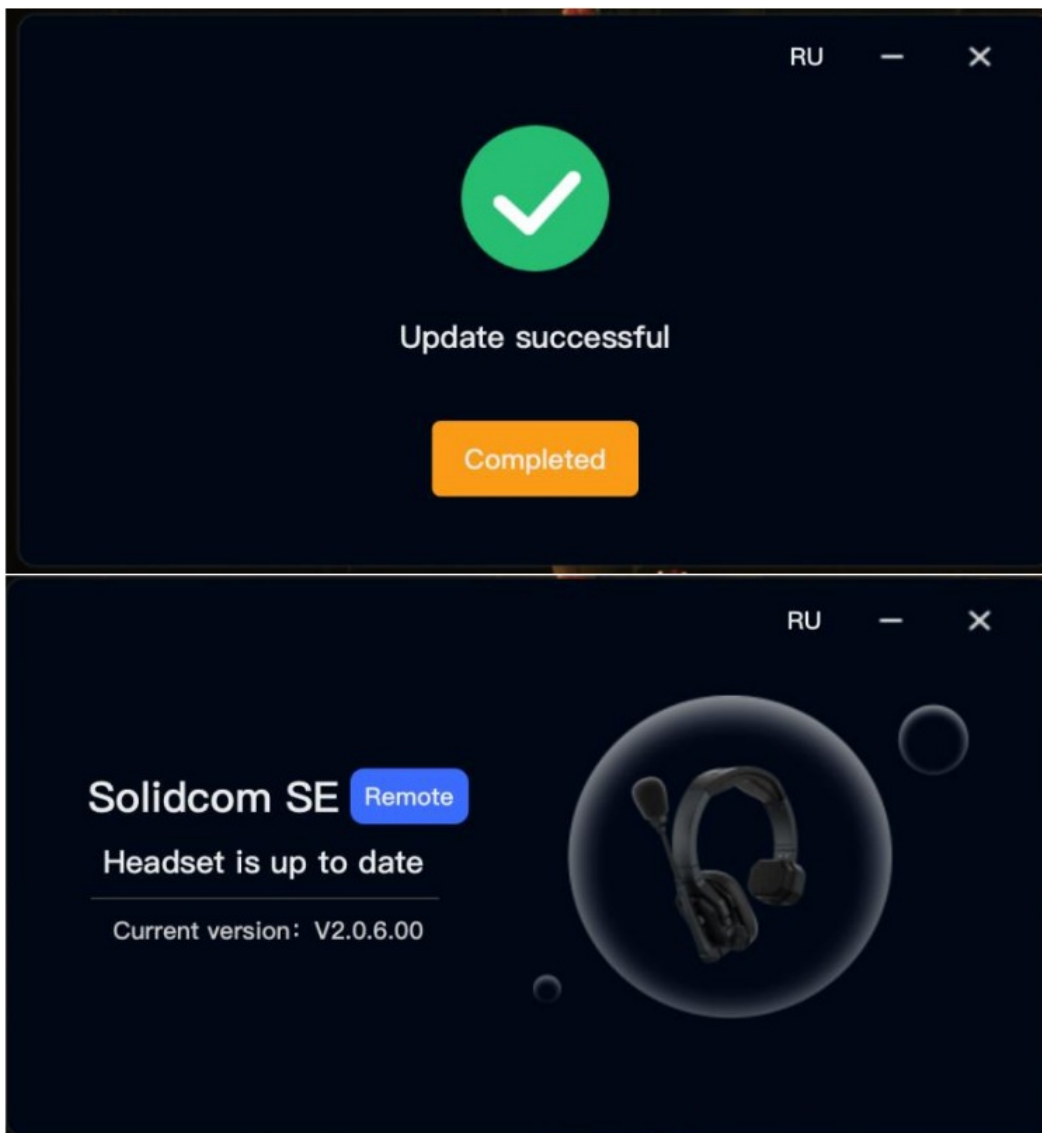
Name	Date modified	Type
mac	12/4/2024 2:56 PM	File folder
win	12/4/2024 2:56 PM	File folder

Name	Date modified	Type
Headset_Upgrade	12/4/2024 3:16 PM	File folder

Name	Date modified	Type
bearer	12/4/2024 2:56 PM	File folder
Font	12/4/2024 2:56 PM	File folder
iconengines	12/4/2024 2:56 PM	File folder
imageformats	12/4/2024 2:56 PM	File folder
platforms	12/4/2024 2:56 PM	File folder
settings	12/4/2024 2:56 PM	File folder
styles	12/4/2024 2:56 PM	File folder
tool	12/4/2024 2:56 PM	File folder
translations	12/4/2024 2:56 PM	File folder
Upgrade	12/4/2024 3:16 PM	File folder
D3Dcompiler_47.dll	12/4/2024 2:56 PM	Application extension
debuglog	12/4/2024 3:16 PM	文本文档
libcrypto-1_1.dll	12/4/2024 2:56 PM	Application extension
libEGL.dll	12/4/2024 2:56 PM	Application extension
libgcc_s_dw2-1.dll	12/4/2024 2:56 PM	Application extension
libGLESv2.dll	12/4/2024 2:56 PM	Application extension
libssl-1_1.dll	12/4/2024 2:56 PM	Application extension
libstdc++-6.dll	12/4/2024 2:56 PM	Application extension
libwinpthread-1.dll	12/4/2024 2:56 PM	Application extension
opengl32sw.dll	12/4/2024 2:56 PM	Application extension
Qt5Core.dll	12/4/2024 2:56 PM	Application extension
Qt5Gui.dll	12/4/2024 2:56 PM	Application extension
Qt5Network.dll	12/4/2024 2:56 PM	Application extension
Qt5SerialPort.dll	12/4/2024 2:56 PM	Application extension
Qt5Svg.dll	12/4/2024 2:56 PM	Application extension
Qt5Widgets.dll	12/4/2024 2:56 PM	Application extension
 SolidcomSE_Headset_Upgrade	12/4/2024 2:56 PM	Application

- It will recognize the headset automatically, and then click Update and Yes for upgrade. **(Please do not unplug the USB cable during the upgrade)**

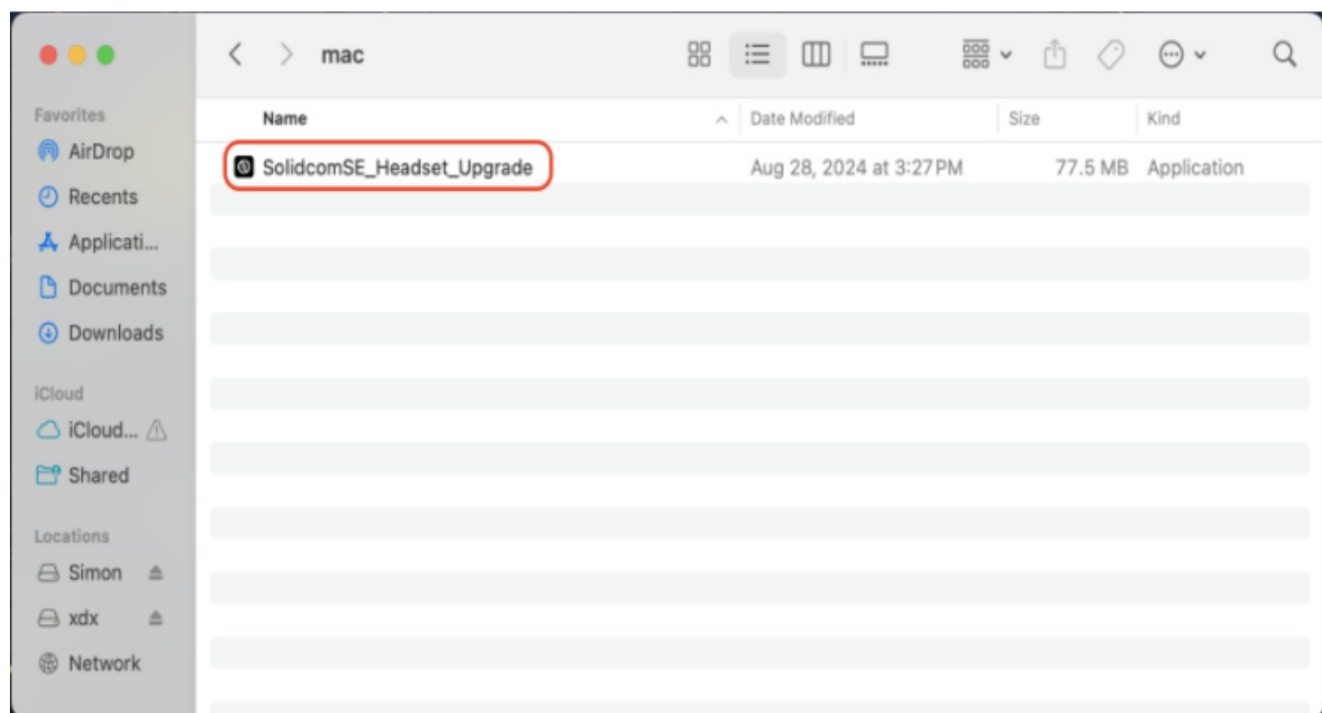
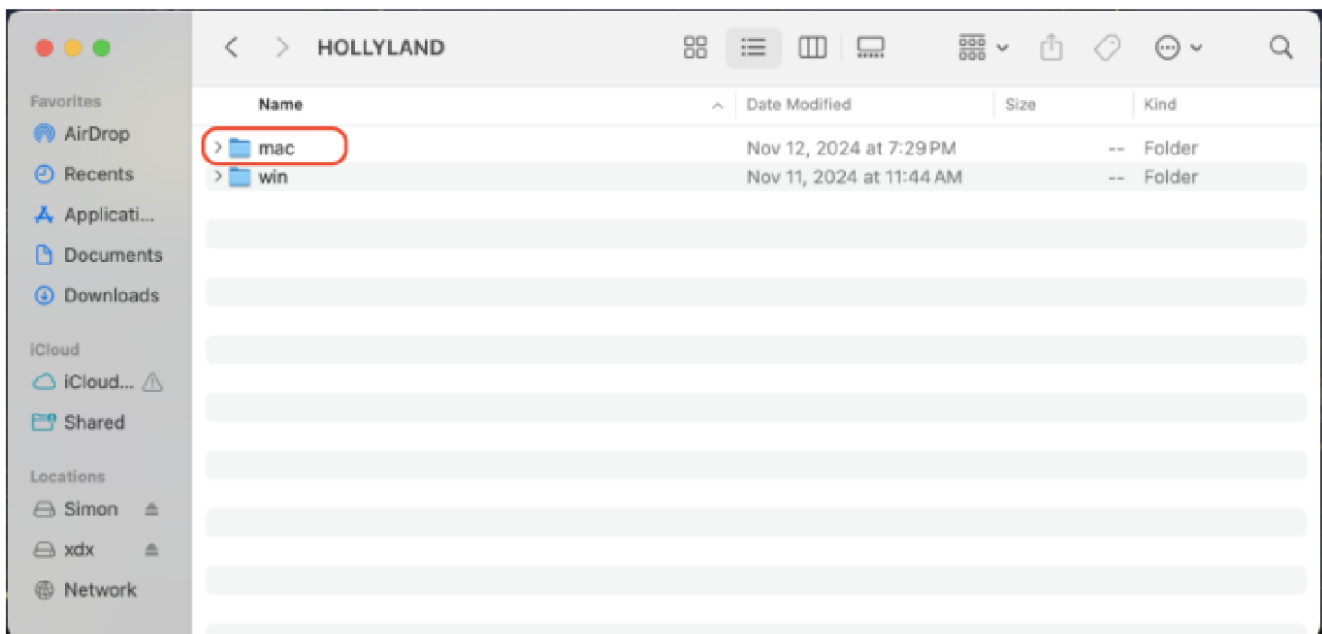




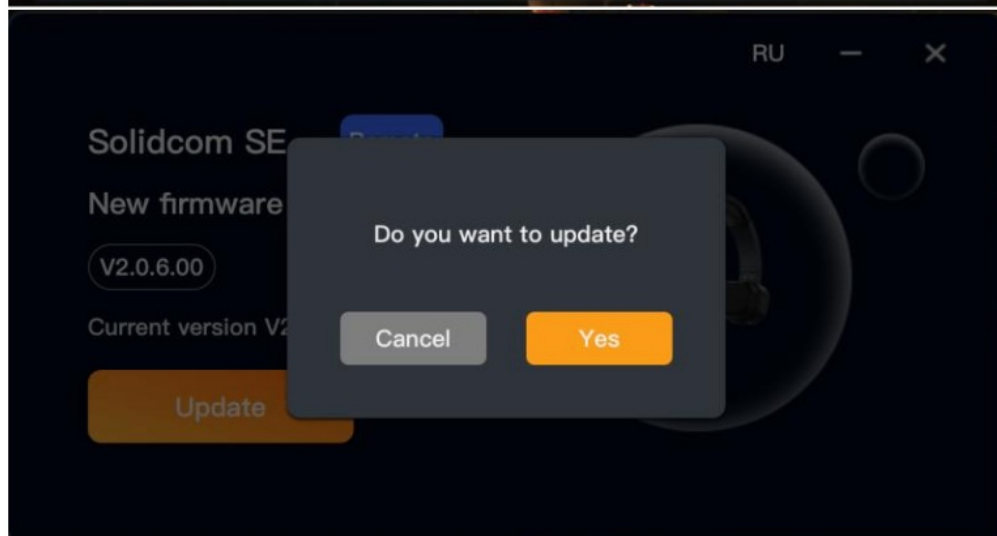
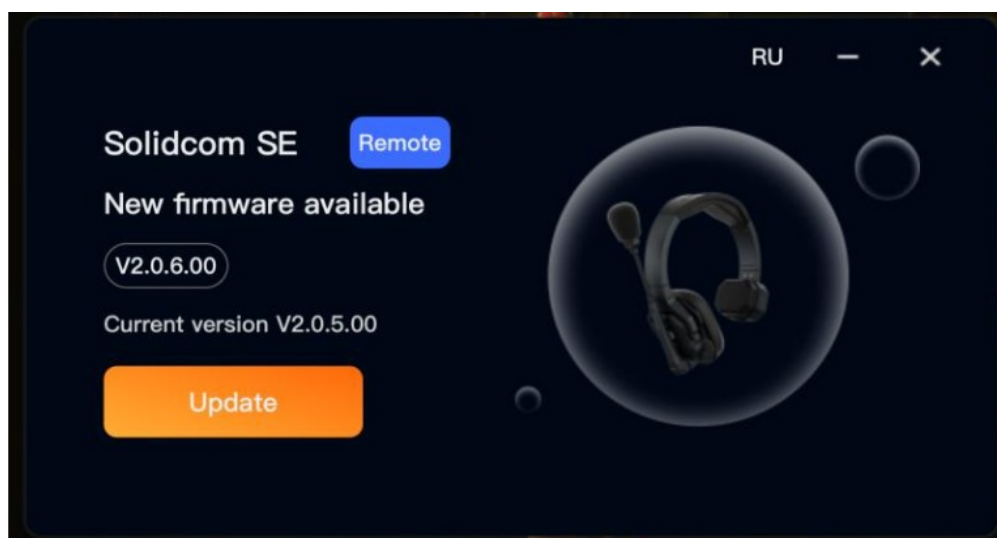
- After the upgrade, pair the master headset and remote headset again by long-press the “Volume + ” button on both headsets.

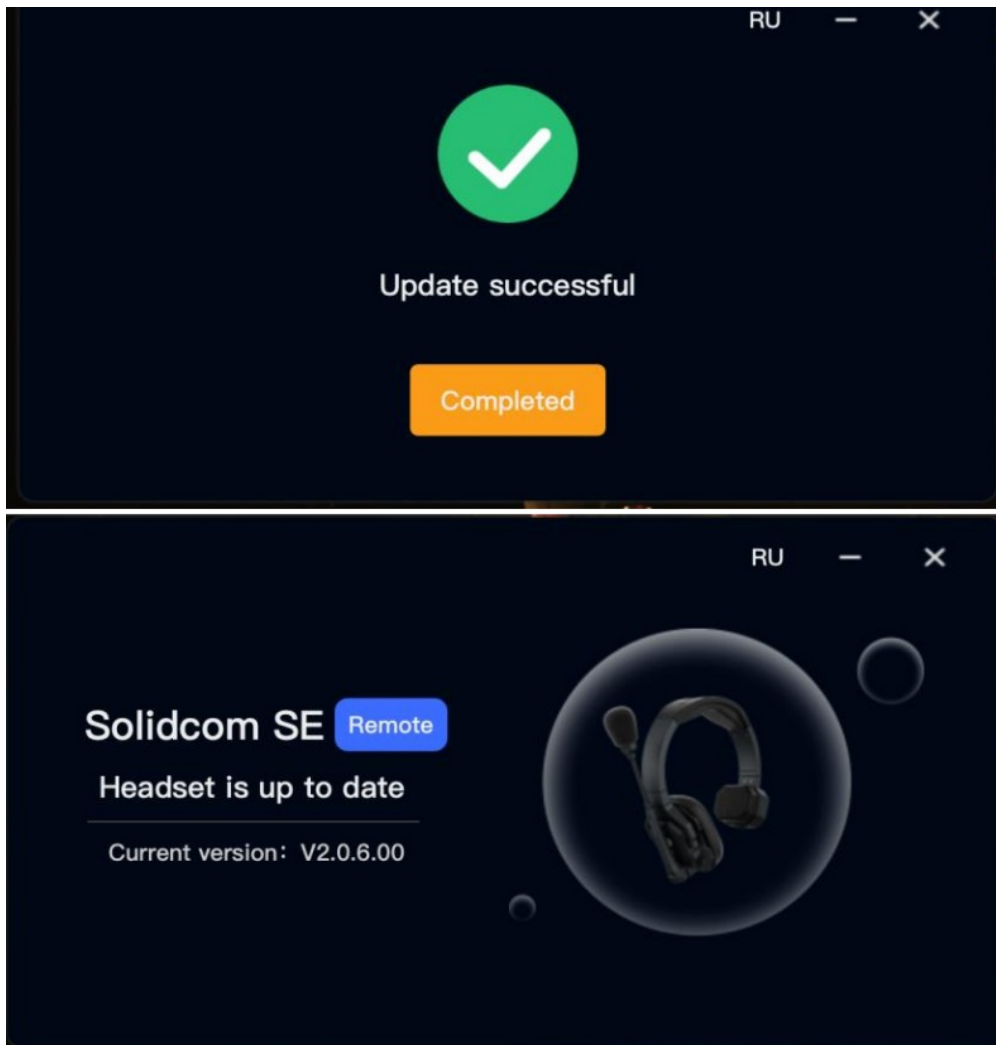
Upgrade Steps-Mac

- Download the upgrade file and unzip the file
- Connect the headset to the laptop via USB-A to Type-C cable
- Select the folder with the corresponding system version name, select the mac , and open the SolidcomSE_Headset_Upgrade




- It will recognize the headset automatically, and then click Update and Yes for upgrade. (**Please do not unplug the USB cable during the upgrade**)





- After the upgrade, pair the master headset and remote headset again by long-press the “Volume + ” button on both headsets.

Documents / Resources

	HOLLYLAND Solidcom SE Global Version Headset [pdf] User Guide Solidcom SE Global Version Headset, SE Global Version Headset, Global Version Headset, Headset
---	--

References

- [User Manual](#)

HOLLYLAND Cosmo C2 Wireless SDI/HDMI Transmission System

Instructions

Leave a comment

Your email address will not be published. Required fields are marked *

Comment *

Name

Email

Website

☐ Save my name, email, and website in this browser for the next time I comment.

Post Comment

[Manuals+](#), [Privacy Policy](#) | [@manuals.plus](#) | [YouTube](#)

This website is an independent publication and is neither affiliated with nor endorsed by any of the trademark owners. The "Bluetooth®" word mark and logos are registered trademarks owned by Bluetooth SIG, Inc. The "Wi-Fi®" word mark and logos are registered trademarks owned by the Wi-Fi Alliance. Any use of these marks on this website does not imply any affiliation with or endorsement.