



HOLLYLAND H100 Full Duplex Wireless Intercom System User Guide

[Home](#) » [HOLLYLAND](#) » HOLLYLAND H100 Full Duplex Wireless Intercom System User Guide 

HOLLYLAND H100 Full Duplex Wireless Intercom System User Guide



Contents

- [1 Version Introduction](#)
- [2 Updating Guide](#)
- [3 Updating Tool](#)
- [4 Operation Steps](#)
- [5 Special notes:](#)
- [6 Documents / Resources](#)
 - [6.1 References](#)
- [7 Related Posts](#)

Version Introduction

Released date	Firmware Version	Version introduction	Download Link	Remark
25/1/2024	v2.0.2.4	Initial Version	Google Drive cloud storage link: https://drive.google.com/file/d/1NFALMa9X8XdIXfAxj1U0QPffvKBtN8j/view?usp=drive_link	
12/4/2024	v2.0.4.5	Fixed Known Issues	https://download-hollyland.oss-us-east-2.aliyuncs.com/Firmware/Video_transmissions/Mars_M1_Enhanced/HLD_V9803Pro_H100S2.0.4.5_OTA_Common_20240412.zip	

Updating Guide

Kindly Note:

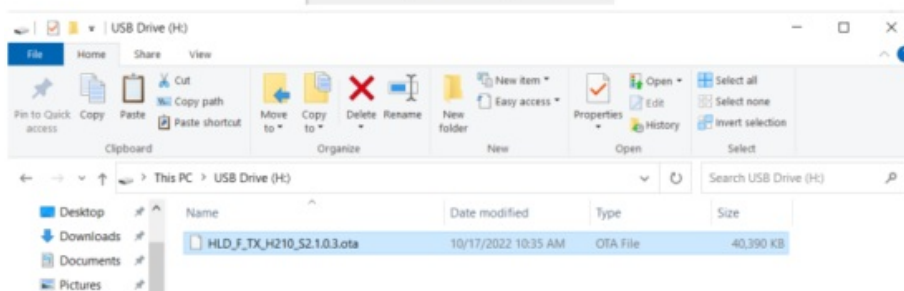
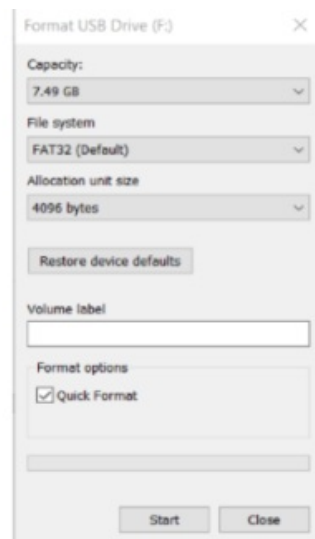
- It takes the risk to do the upgrade, please avoid updating during the important events;
- Please make sure the device with enough power during updating;
- Please don't unplug the USB flash disk during updating to avoid updating failure;
- Please feel free to contact us if the updating failure or error causes the malfunction: Hollyland Technical Support Engineer: support@hollyland-tech.com

Updating Tool

- Windows 10/11 PC
- USB-C Cable

Operation Steps

1. Format the USB flash disk into FAT32 format first, then place the updating file in the USB flash disk root directly.



2. Insert the USB flash disk into the wireless monitor's Type-C port will the monitor enter the updating status automatically after 1 mins around. Then just waiting for the updating completion

Notes: If you dont wanna wait, you can enter Device info: Click the Folder Icon to choose the OTA file to start the upgarding manually.

Special notes:


- If the USB flash disk which over 32G, the Window/Mac system don't have the FAT32 options, so need the professional disk software tools (like Disk Genius) to format it.
- The USB flash disk needs to be formatted into the FAT32 format first can the device recognize the USB flash disk.
- The updating file need to be placed in the USB flash disk root directory can the device read the updating file, the file can't be placed in other **catalogue**.
- Checking whether the monitor firmware version is the latest or not on the device information after the update is completed.



Documents / Resources

<div>Mars M1 Enhanced Firmware Updating Guide</div> <div>1. Version Introduction</div> <table><thead><tr><th>Model</th><th>Version</th><th>Release Date</th><th>Release Notes</th></tr></thead><tbody><tr><td>HLD_V9803Pro</td><td>V1.0.0</td><td>2022.10.17</td><td>Initial release</td></tr><tr><td>H100</td><td>V1.0.0</td><td>2022.10.17</td><td>Initial release</td></tr><tr><td>H100 Full Duplex Wireless Intercom System</td><td>V1.0.0</td><td>2022.10.17</td><td>Initial release</td></tr><tr><td>Duplex Wireless Intercom System</td><td>V1.0.0</td><td>2022.10.17</td><td>Initial release</td></tr><tr><td>Wireless Intercom System</td><td>V1.0.0</td><td>2022.10.17</td><td>Initial release</td></tr><tr><td>Intercom System</td><td>V1.0.0</td><td>2022.10.17</td><td>Initial release</td></tr></tbody></table> <div>2. Updating Guide</div> <div>2.1. Ready Note</div> <ul style="list-style-type: none">• Please ensure the USB flash disk is formatted as FAT32.• Please ensure the USB flash disk is inserted into the Type-C port of the monitor.• Please ensure the monitor is powered on and the screen is unlocked. <div>1/1</div>	Model	Version	Release Date	Release Notes	HLD_V9803Pro	V1.0.0	2022.10.17	Initial release	H100	V1.0.0	2022.10.17	Initial release	H100 Full Duplex Wireless Intercom System	V1.0.0	2022.10.17	Initial release	Duplex Wireless Intercom System	V1.0.0	2022.10.17	Initial release	Wireless Intercom System	V1.0.0	2022.10.17	Initial release	Intercom System	V1.0.0	2022.10.17	Initial release	<div><h1>HOLLYLAND H100 Full Duplex Wireless Intercom System</h1><p>[pdf] User Guide</p><h2>HLD_V9803Pro, H100, H100 Full Duplex Wireless Intercom System, H100, Full Duplex Wireless Intercom System, Duplex Wireless Intercom System, Wireless Intercom System, Intercom System, System</h2></div>
Model	Version	Release Date	Release Notes																										
HLD_V9803Pro	V1.0.0	2022.10.17	Initial release																										
H100	V1.0.0	2022.10.17	Initial release																										
H100 Full Duplex Wireless Intercom System	V1.0.0	2022.10.17	Initial release																										
Duplex Wireless Intercom System	V1.0.0	2022.10.17	Initial release																										
Wireless Intercom System	V1.0.0	2022.10.17	Initial release																										
Intercom System	V1.0.0	2022.10.17	Initial release																										

References

-  [word-render](#)
- [User Manual](#)

[Manuals+](#), [Privacy Policy](#)

This website is an independent publication and is neither affiliated with nor endorsed by any of the trademark owners. The "Bluetooth®" word mark and logos are registered trademarks owned by Bluetooth SIG, Inc. The "Wi-Fi®" word mark and logos are registered trademarks owned by the Wi-Fi Alliance. Any use of these marks on this website does not imply any affiliation with or endorsement.