



HOCHIKI FN-LCD-N LCD Network Annunciator Owner's Manual

[Home](#) » [HOCHIKI](#) » HOCHIKI FN-LCD-N LCD Network Annunciator Owner's Manual 



FN-LCD-N – LCD NETWORK ANNUNCIATOR



Contents

- [1 DESCRIPTION](#)
- [2 STANDARD FEATURES](#)
- [3 SPECIFICATIONS](#)
- [4 WIRING DIAGRAM](#)
- [5 Documents / Resources](#)
 - [5.1 References](#)
- [6 Related Posts](#)

DESCRIPTION

The FN-LCD-N type LCD network annunciator is designed to be used with the FireNET analog addressable system. It allows for remote access, monitoring & control of the FireNET system throughout the building.

The FN-LCD-N is a true network annunciator that can access, monitor & control any or all FireNET panels in the network. Each FN-LCD-N is completely independent. The highly intuitive user interface and 320 character LCD display of the FN-LCD-N is exactly the same as the FireNET panel. In addition to routing any panel in the network to the FN-LCD-N, every event category within each panel can also be individually routed, as well as routing of all remote control functions (reset, alarm silence, re-sound alarm) from individual panels. The FN-LCD-N supports the same RS485 expansion port as the FireNET panel, allowing for FireNET expansion boards and accessories to be connected to the network annunciator.

The FN-LCD-N also has (4) output relays for fire, supervisory, trouble & auxiliary. The relays are programmable (except supervisory). Security is established by the use of a password or firefighters enable key. Designed to be aesthetically pleasing, the FN-LCD-N is available in charcoal grey or red and can be surface or flush mounted using a standard trim ring kit.



Specifications subject to change without notice.

STANDARD FEATURES

- UL 864 9th edition Listed
- 320 character liquid crystal display (8 line x 40 character)
- LED indicators for Fire, Supervisory Alarm, PreAlarm, Fire Output Active, Power On, On Test, Panel Sounder Silenced, Delay Active, More Events, Point Bypassed, General Trouble, Power Trouble, System Trouble & NAC Trouble
- Dual RS485 ports for primary fire network
- RS485 slave bus for expansion – up to 31 FN-4127-IO boards or up to 15 FN-LCD-S serial annunciators and up to 16 FN-4127-IO boards
- 2 built-in RS-232 interfaces for programming via a PC and serial printer interface
- 4 on board programmable Form C relays rated at 1 Amp at 30VDC (Fire, Supervisory, Trouble & Auxiliary)
- Same controls as the FireNET fire panel (Reset, Panel Sounder Silence, Lamp Test, Alarm Silence, Re-sound Alarm, Fire Drill, Programmable Function, More Events, More Fire Events, Enter & Exit)

- Local piezo sounder for event notification
- Supports user codes & firefighter key to enable access & controls
- Powered by FireNET Aux 24VDC or UL fire listed Aux. 24VDC supply
- Available in red or charcoal, and can be surface or flush mounted (using trim ring)
- True network annunciator, any or all panels can be routed to the FN-LCD-N. In addition, each event category can be individually routed to the FN-LCD-N
- Up to (64) FireNET panels & FN-LCD-N's can be networked together in any combination
- 500mA of auxiliary power available rated at 24VDC
- Auto-learn feature
- Built-in help & alarm information screens
- Fire drill function
- Each FN-LCD-N is completely independent
- Supports up to (31) FN-4127-IO boards on RS485 expansion port
- The FN-LCD-N can be configured to remote reset, silence, resound, any or all panels on the network in any combination

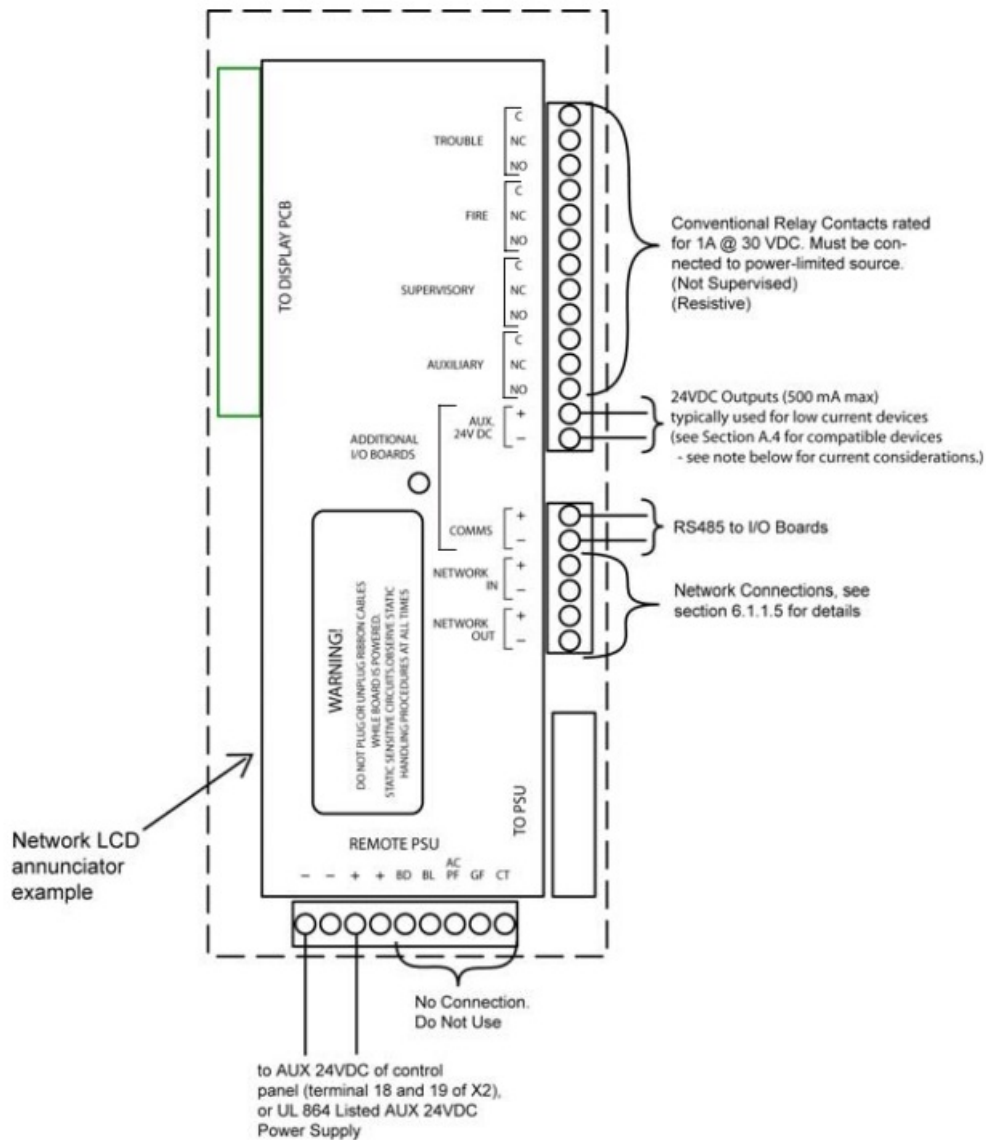
SPECIFICATIONS

Input DC	24VDC @ 270mA Max. (+ Aux. Power Load)
Aux. Output DC	24VDC @ 500mA
Dimensions	14.5" W x 10" H x 3.3" D
Weight	9.4 lbs
Color	Red (optional charcoal)
Material	ABS/steel enclosure
Display	8 line x 40 character LCD (320 characters total)
Network	Dual RS485 ports (64 nodes max.)
Relay Outputs	(4) Form C 1amp@30VDC
PC Port	RS232
Printer Port	RS232
Expansion Port	RS485 (for optional expansion boards)

ENGINEERING SPECIFICATION

The contractor shall furnish and install where indicated on the plans, the network annunciator model FN-LCD-N. The FN-LCD-N shall connect to the FireNET fire alarm control panel (FACP) network. The network annunciator shall be capable of annunciating on its 320 character display and local buzzer, the condition of any FireNET FACP or network annunciator on the network. Up to 64 FN-LCD-N network annunciators or FireNET FACP's may be connected together on the network. The FN-LCD-N shall be UL listed, and have surface or flush mount capability.

WIRING DIAGRAM



Hochiki America Corporation

7051 Village Drive, Suite 100 Buena Park, CA 90621-2268

Phone: 714/522-2246

Fax: 714/522-2268

Technical Support: 800/845-6692 or technicalsupport@hochiki.com

Find latest revision at www.hochiki.com





F0071 02/2007

Hochiki America Corporation FN-LCD-N

Specifications subject to change without notice.

firealarmresources.com

Documents / Resources

	<p>HOCHIKI FN-LCD-N LCD Network Annunciator [pdf] Owner's Manual FN-LCD-N LCD Network Annunciator, FN-LCD-N, LCD Network Annunciator, Network Annunciator, Annunciator</p>
	<p>HOCHIKI FN-LCD-N LCD Network Annunciator [pdf] Instructions FN-LCD-N LCD Network Annunciator, FN-LCD-N, LCD Network Annunciator, Network Annunciator, Annunciator</p>

References

-  [Fire Alarm Resources | Download fire alarm documents](#)
-  [Hochiki | Fire Protection Equipment and Systems](#)