




HOCHIKI FN-4127-IO 16 Channel Input-Output Board Instructions

[Home](#) » [HOCHIKI](#) » HOCHIKI FN-4127-IO 16 Channel Input-Output Board Instructions 

Contents

- [1 HOCHIKI FN-4127-IO 16 Channel Input-Output Board](#)
- [2 STANDARD FEATURES](#)
- [3 SPECIFICATIONS](#)
- [4 DESCRIPTION](#)
- [5 Documents / Resources](#)
 - [5.1 References](#)
- [6 Related Posts](#)



HOCHIKI FN-4127-IO 16 Channel Input-Output Board



STANDARD FEATURES

- 16 channels of input/output points.
- 32 I/O boards per FireNET panel (512 channels of input/output points).
- Each channel configurable as input or output point.
- Inputs are opto-isolated non-supervised pulldown type triggered by “dry” contact from input source.
- Outputs are open collector transistor pulldown type (100mA max each) that provide “wet” voltage output.
- Simple 4 wire connection to control panel (2 for power, 2 for data).

- All inputs/outputs can be assigned to global functions, any event category, and used in network wide Cause & Effect logic.
- Can be mounted locally within control panel enclosure or remotely via FN-ACC accessory enclosure up to 4000ft from the panel.
- Each I/O board has a unique address 1-32 (set via DIP switch) on the I/O Comms Bus.
- Input/Outputs are for secondary use, not for primary fire initiation inputs or notification outputs.
- Two LED's are provided for communication status.

PRODUCT LISTINGS

UL 864 Category UOJZ CNN: Signal System Control Unit Sub-Assembly S8255 Vol. 1 Sec. 2 NFPA72 compliant
CSFM #: 7165-0410:159 Specifications subject to change without notice.

SPECIFICATIONS

- **Supply Voltage:** 24 VDC Nominal
- **Channels:** (16) total per I/O board (each configurable as input or output)
- **I/O Comms Bus:** Up to (32) expansion boards
- **Quiescent Current:** 20mA
- **Current per input:** 3mA max.
- **Current per output:** 100mA max. (*within overall limits)
- **Current per bank of 8 outputs:** 500mA max. (for banks 1-8 & 9-10)
- **Current per I/O board:** 1A max.
- **Communications:** RS485 two wire
- **Max Distance from 4,000 ft. (depends on method & panel:** wire size used for input power).
- **Cable Capacity:** 12 AWG max.
- **Indicators:** (2) LED's for communication status
- **Size:** 7.5" L x 2.4" W

DESCRIPTION


The FireNET FN-4127-IO is a 16 channel Input/Output board that provides powerful input/output expansion & addition to the FireNET system allowing up to thirty two I/O boards to be connected to each FireNET panel within the FireNET network. Every I/O board connected to any panel is available to the entire network, which allows for network wide input/output mapping. Typical uses include graphical LED map displays/annunciators, tabular LED zone display/annunciators, input/output logic to & from the fire system for secondary use (I/O board points cannot be used for primary fire initiation inputs or notification outputs) such as access control, burglar, CCTV, intercom, voice, or other 3rd party systems. Each channel can be configured to produce a variety of input actions or respond to a variety of output categories or logic. All channels can trigger, or react from, network wide cause and effect logic depending on their configuration. The flexibility of these boards is further enhanced by the fact that each of the channels is configurable as either an input or an output. Connection can be achieved through a simple two wire RS485 communications protocol and two wire power input. I/O boards can be mounted locally in the control panel or distributed on a bus up to 4,000ft from the panel when using the FN-ACC accessory enclosure. Find latest revision at www.hochiki.com

Hochiki America Corporation



7051 Village Drive, Suite 100 Buena Park, CA 90621-2268 Phone: 714/522-2246 Fax: 714/522-2268

- Technical Support: 800/845-6692 or technicalsupport@hochiki.com
- firealarmresources.com

Documents / Resources

	<p>HOCHIKI FN-4127-IO 16 Channel Input-Output Board [pdf] Instructions FN-4127-IO 16 Channel Input-Output Board, FN-4127-IO, 16 Channel Input-Output Board, Input-Output Board, Board</p>
---	--

References

-  [Fire Alarm Resources | Download fire alarm documents](#)
-  [Hochiki | Fire Protection Equipment and Systems](#)